



US00D441138S

(12) **United States Design Patent**
Micinilio et al.

(10) **Patent No.:** **US D441,138 S**

(45) **Date of Patent:** **** Apr. 24, 2001**

(54) **CLIPLESS HAIR ROLLER**

(75) Inventors: **Gregg A. Micinilio**, Trumbull, CT
(US); **Michael W. Young**, Astoria, NY
(US)

(73) Assignee: **Remington Corporation, LLC**,
Bridgeport, CT (US)

(**) Term: **14 Years**

(21) Appl. No.: **29/129,637**

(22) Filed: **Sep. 20, 2000**

(51) **LOC (7) Cl.** **28-03**

(52) **U.S. Cl.** **D28/37**

(58) **Field of Search** D28/10, 35, 37,
D28/41, 39; 132/207, 210, 212, 223, 226-268

(56) **References Cited**

U.S. PATENT DOCUMENTS

D. 158,301	*	4/1950	McFadden	D28/35
618,630	*	1/1899	Whelan	132/246
1,526,480	*	2/1925	Krieg	132/261
1,743,695	*	1/1930	Tubbs	132/226
2,378,872	*	6/1945	Stone	132/247
2,484,050	*	10/1949	Rivard	132/247

4,284,091	*	8/1981	Ehmann	132/252
4,498,489	*	2/1985	Bornhauser	132/245
5,564,445	*	10/1996	Query	132/212
5,829,456	*	11/1998	Furukawa	132/258

* cited by examiner

Primary Examiner—Mitchell Siegel

Assistant Examiner—C. Tuttle

(74) *Attorney, Agent, or Firm*—Melvin I. Stoltz

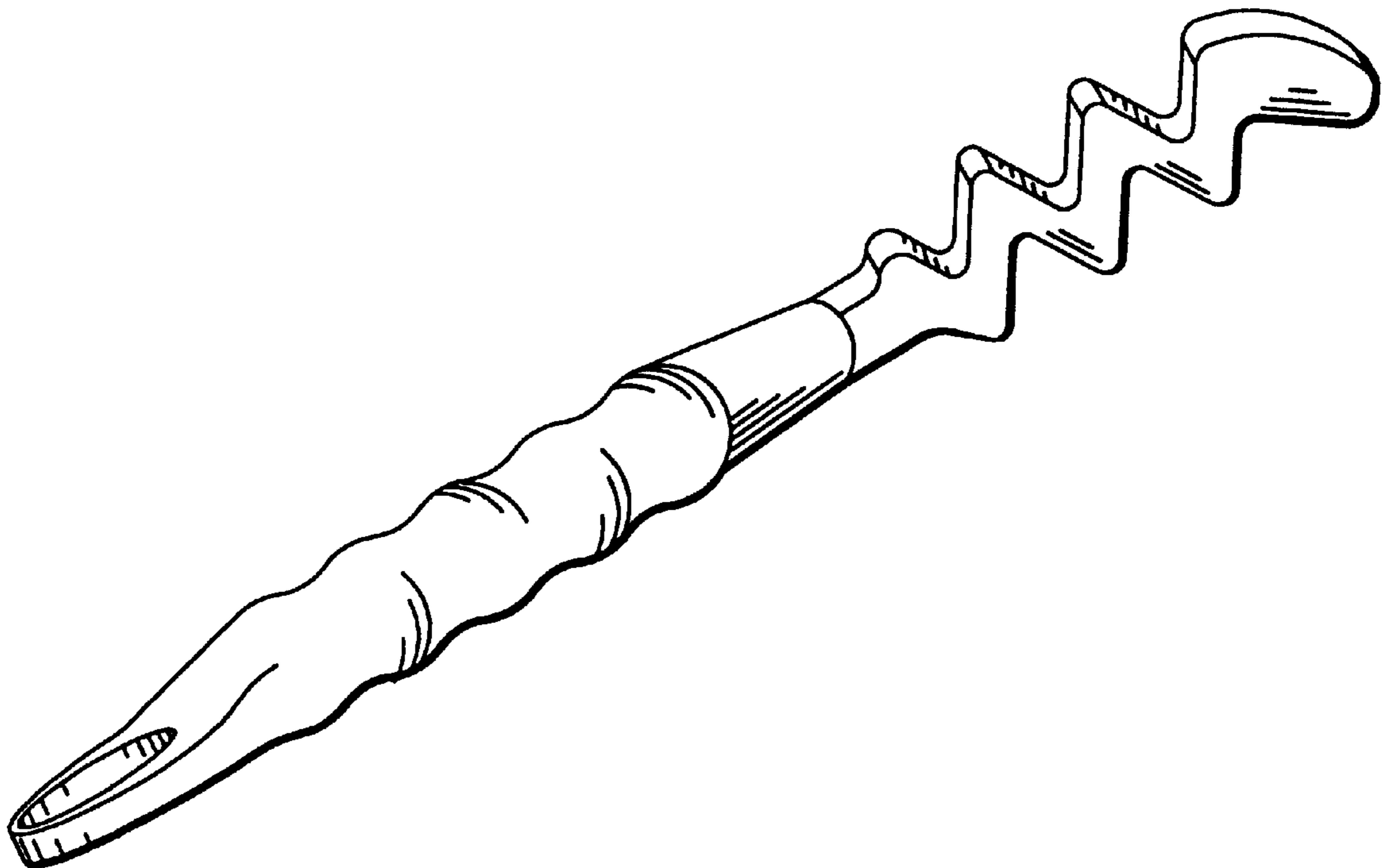
(57) **CLAIM**

The ornamental design for the clipless hair roller, as shown and described.

DESCRIPTION

FIG. 1 is a perspective view of the clipless hair roller showing my new design;
 FIG. 2 is a front elevational view thereof, the rear elevational view being a mirror image thereof;
 FIG. 3 is an end view thereof, looking from the right side of FIG. 2;
 FIG. 4 is an end view thereof, looking from the left side of FIG. 5;
 FIG. 5 is top plan view thereof; and,
 FIG. 6 is a bottom plan view thereof.

1 Claim, 3 Drawing Sheets



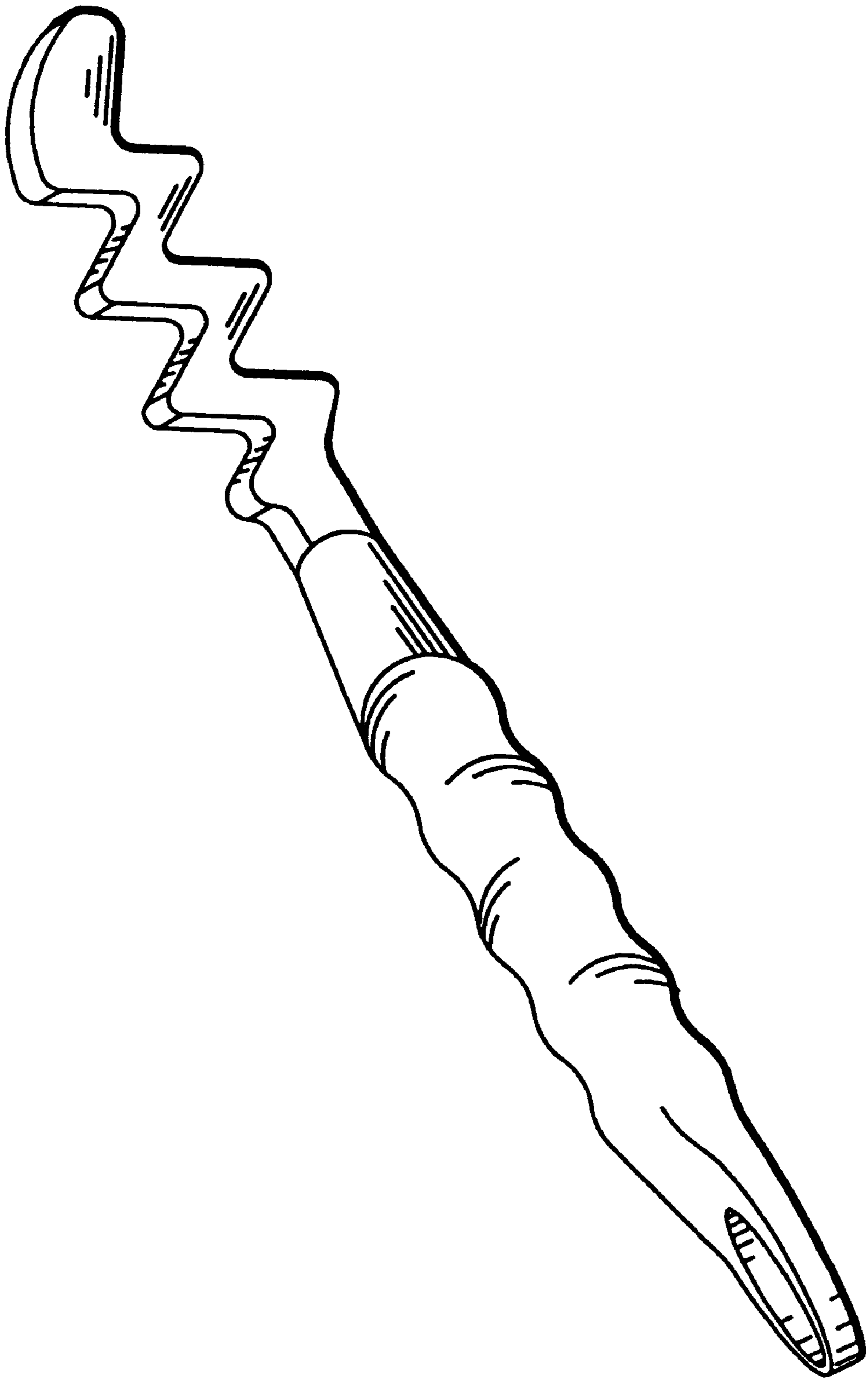


FIG. 1



FIG. 2

FIG. 3

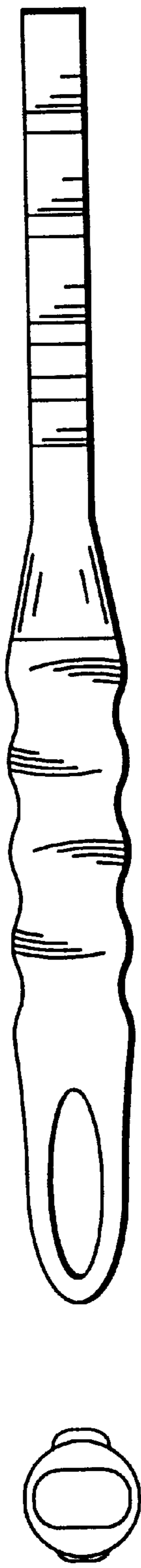


FIG. 4

FIG. 5

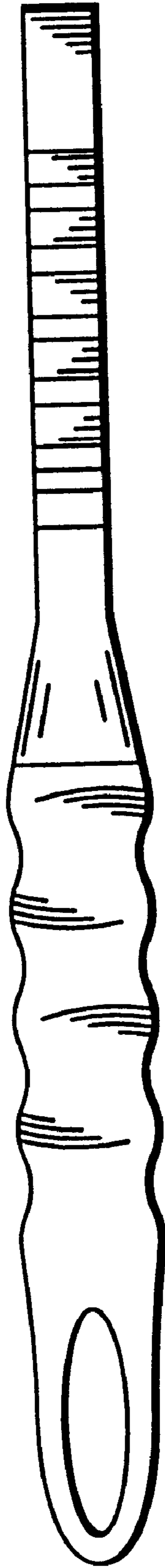


FIG. 6