



US00D441134S

(12) **United States Design Patent**  
**Manziona**

(10) **Patent No.:** **US D441,134 S**

(45) **Date of Patent:** **\*\* Apr. 24, 2001**

(54) **ARTIFICIAL NAIL APPLICATOR**

(75) **Inventor:** **John Manziona**, New York, NY (US)

(73) **Assignee:** **Uptown Nails, LLC**, New York, NY (US)

(\*\*) **Term:** **14 Years**

(21) **Appl. No.:** **29/127,529**

(22) **Filed:** **Aug. 8, 2000**

(51) **LOC (7) Cl.** ..... **28-02**

(52) **U.S. Cl.** ..... **D28/7**

(58) **Field of Search** ..... D28/7, 57; 132/75.3, 132/75.6, 73, 285, 320

(56) **References Cited**

**U.S. PATENT DOCUMENTS**

D. 116,216	*	8/1939	Brekke	.....	D28/57
D. 224,989	*	10/1972	Costa	.....	D28/7
D. 285,367	*	8/1986	Lindner	.....	D28/57
1,413,033	*	4/1922	Keyse	.....	132/75.3
1,589,339	*	6/1926	Goldman	.....	132/75.3

2,035,323	*	3/1936	Langdon	.....	132/75.3
2,437,834	*	3/1948	Peritz	.....	132/75.3
2,480,446	*	8/1949	Carlson	.....	132/73
4,648,416	*	3/1987	Kilman et al.	.....	132/320

\* cited by examiner

*Primary Examiner*—Paula A. Mortimer

(74) *Attorney, Agent, or Firm*—Darby & Darby

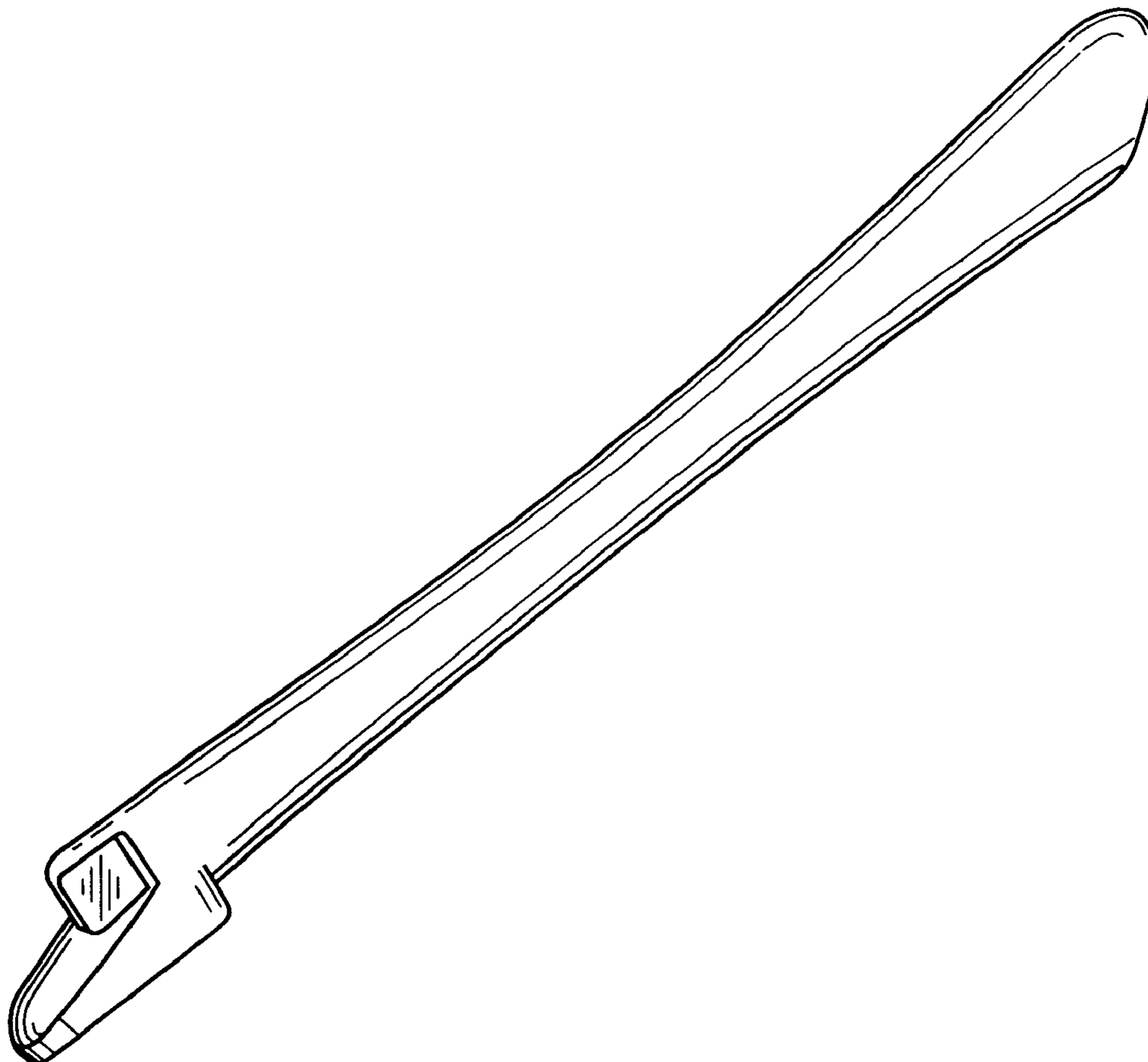
(57) **CLAIM**

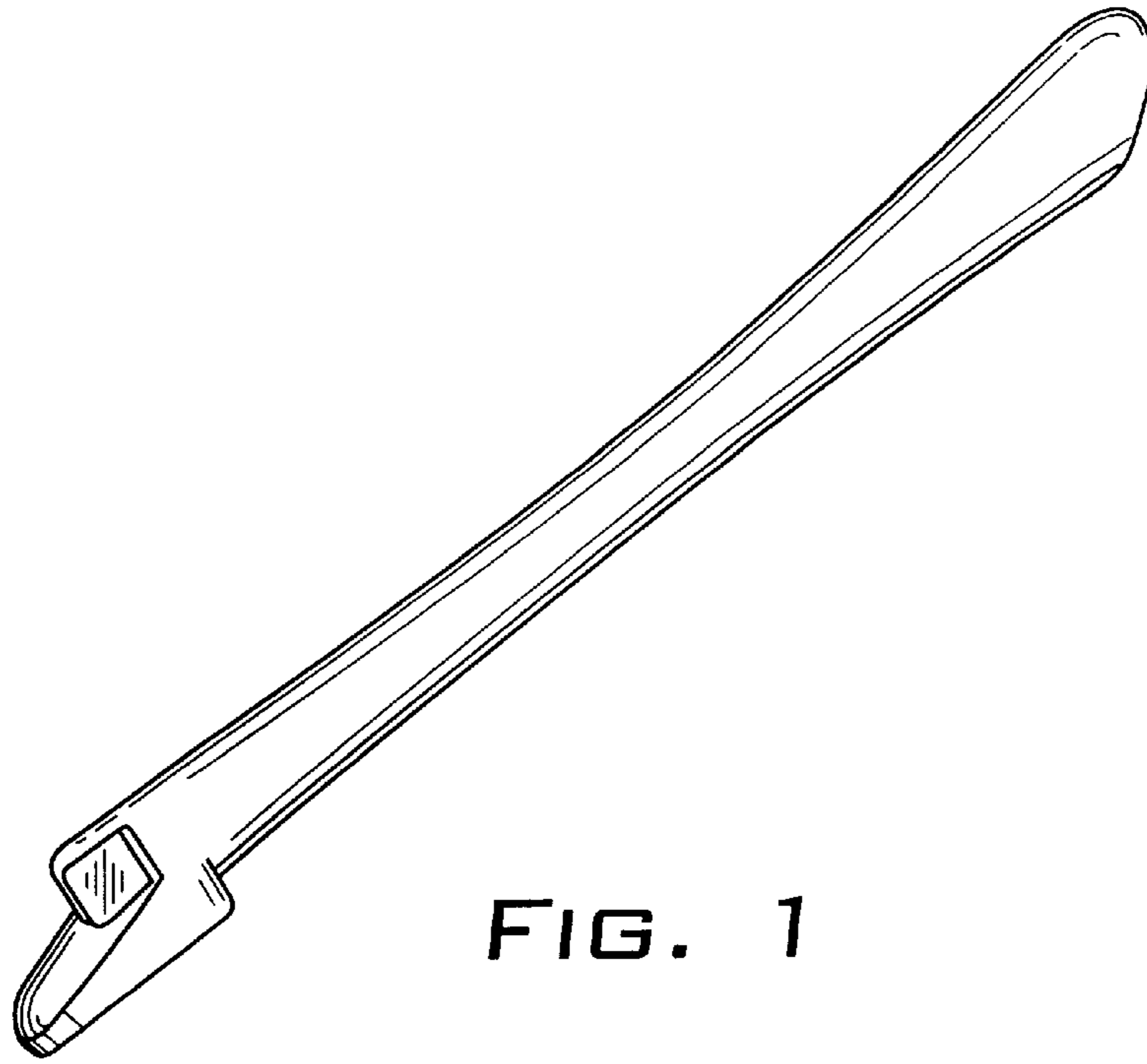
The ornamental design for an artificial nail applicator, as shown and described.

**DESCRIPTION**

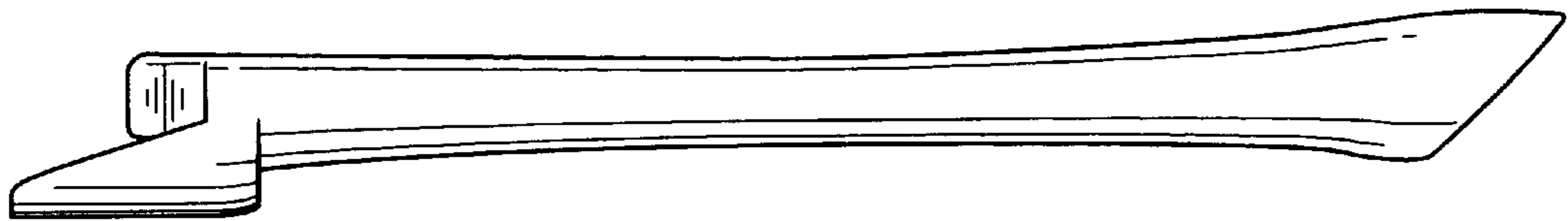
FIG. 1 shows a side perspective view of my design for an artificial nail applicator;  
 FIG. 2 shows a side view thereof, with the opposite side view being identical;  
 FIG. 3 shows a top view thereof;  
 FIG. 4 shows a bottom view thereof;  
 FIG. 5 shows a front end view thereof; and,  
 FIG. 6 shows a rear end view thereof.

**1 Claim, 2 Drawing Sheets**







**FIG. 1**



**FIG. 2**



**FIG. 3**



*FIG. 4*



*FIG. 5*



*FIG. 6*