



US00D441128S

(12) **United States Design Patent**  
**Lee**

(10) **Patent No.:** **US D441,128 S**

(45) **Date of Patent:** **\*\* Apr. 24, 2001**

(54) **WALL FIXTURE MOUNTING BASE**

(76) **Inventor:** **Ying-Jue Lee**, 7, Lane 530, Chung Hua Road, Sec. 1, Pa Li, Taipei Hsien (TW)

(\*\*) **Term:** **14 Years**

(21) **Appl. No.:** **29/129,128**

(22) **Filed:** **Sep. 8, 2000**

(51) **LOC (7) Cl.** ..... **26-99**

(52) **U.S. Cl.** ..... **D26/142**

(58) **Field of Search** ..... D26/72, 80-96,  
D26/142, 152; 362/147, 404-406

(56) **References Cited**

**U.S. PATENT DOCUMENTS**

|            |   |        |      |       |         |
|------------|---|--------|------|-------|---------|
| D. 371,862 | * | 7/1996 | Lee  | ..... | D26/142 |
| D. 421,149 | * | 2/2000 | Chen | ..... | D26/142 |
| D. 423,711 | * | 4/2000 | Chen | ..... | D26/142 |

\* cited by examiner

*Primary Examiner*—Lisa Lichtenstein

(74) *Attorney, Agent, or Firm*—Dougherty & Troxell

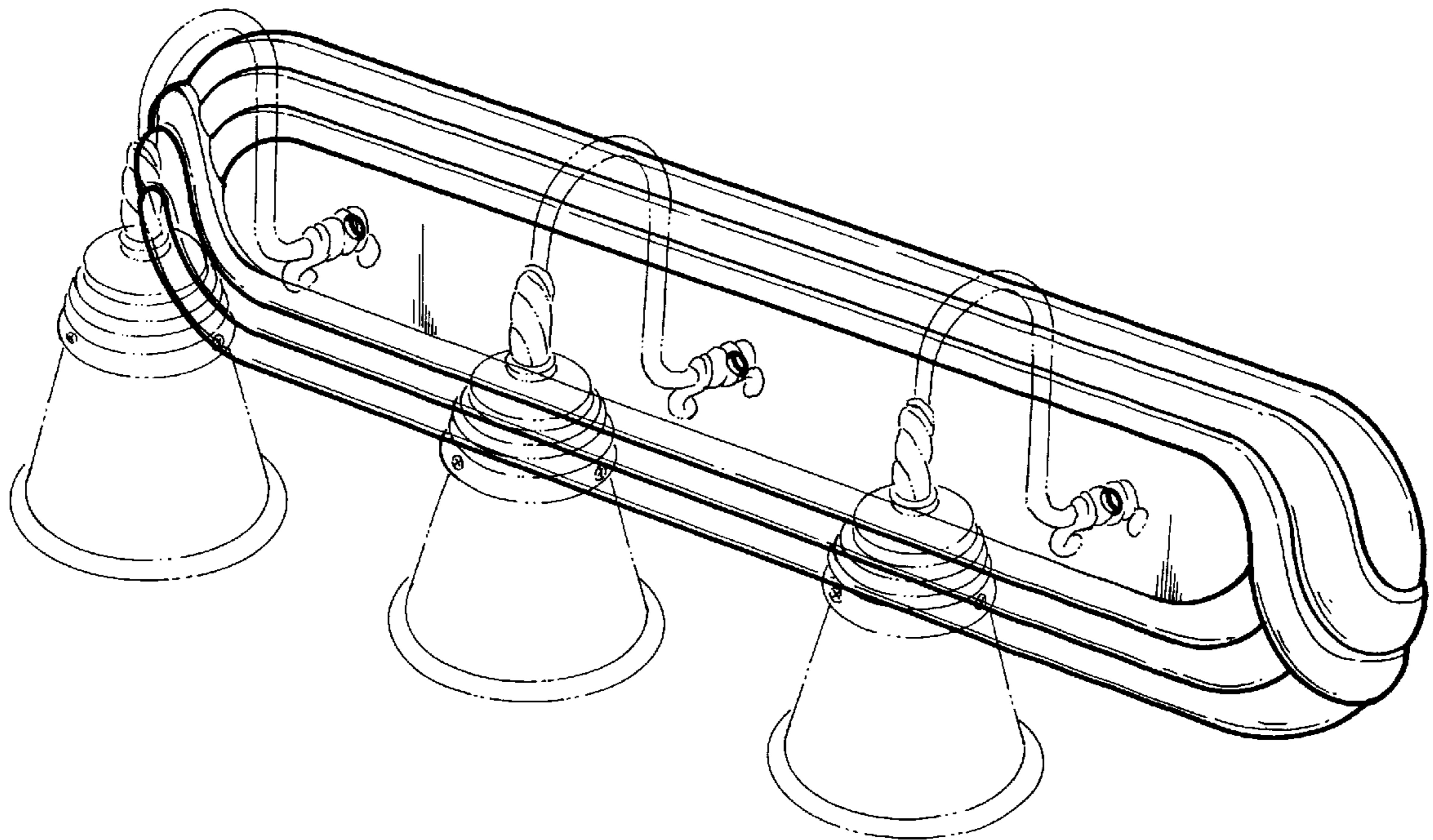
(57) **CLAIM**

The ornamental design for a wall fixture mounting base, as shown and described.

**DESCRIPTION**

FIG. 1 is a front perspective view of a wall fixture mounting base showing my new design;  
FIG. 2 is a front elevational view thereof;  
FIG. 3 is a rear elevational view thereof;  
FIG. 4 is a left side elevational view thereof;  
FIG. 5 is a right side elevational view thereof;  
FIG. 6 is a top plan view thereof;  
FIG. 7 is a bottom plan view thereof; and,  
FIG. 8 is a front perspective view showing the wall fixture mounting base and three lamp holders shown in dotted line, for illustrative purpose only.

**1 Claim, 4 Drawing Sheets**



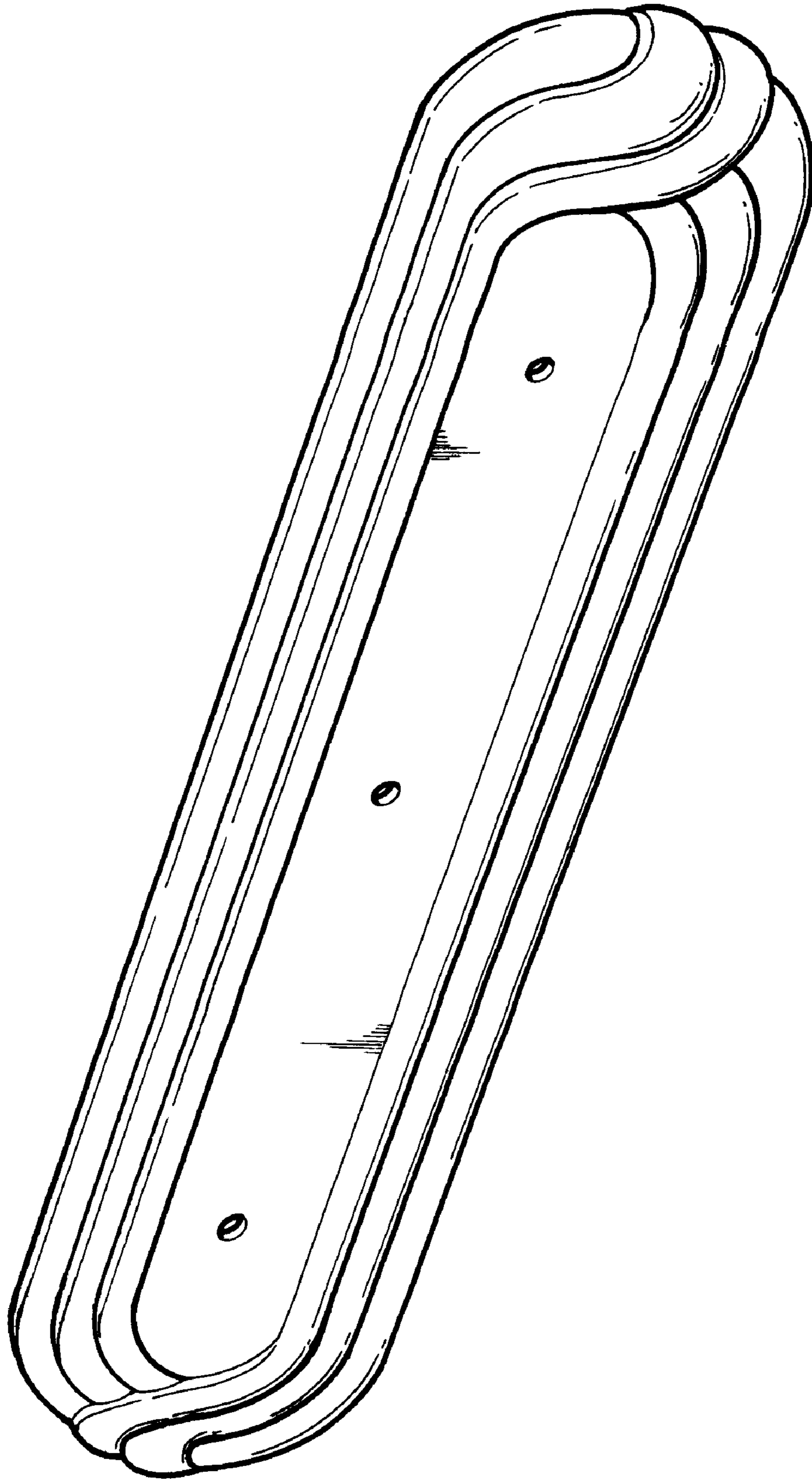


FIG. 1

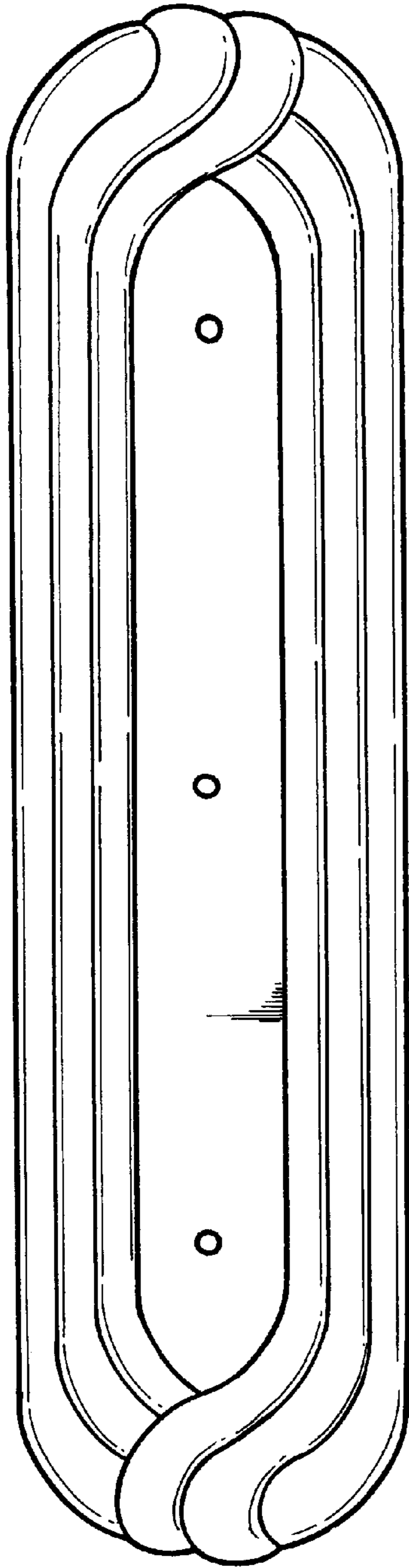


FIG. 2

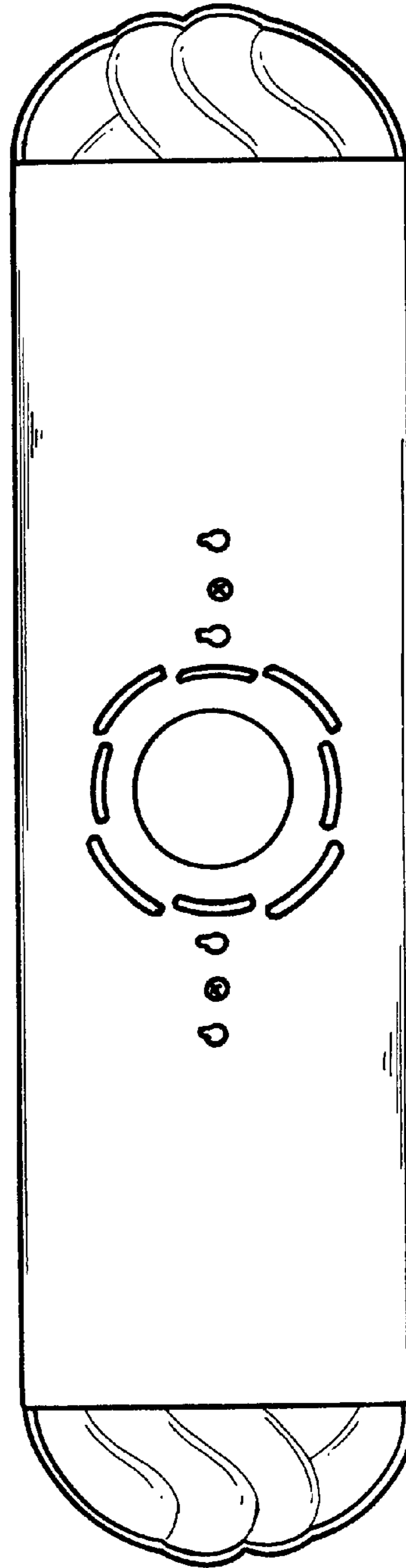


FIG. 3



FIG. 4



FIG. 5

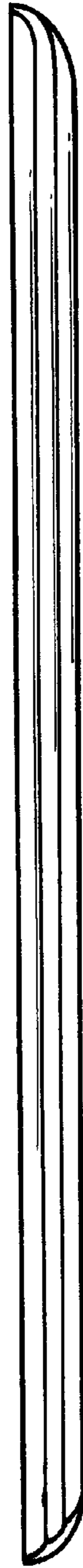


FIG. 6




FIG. 7

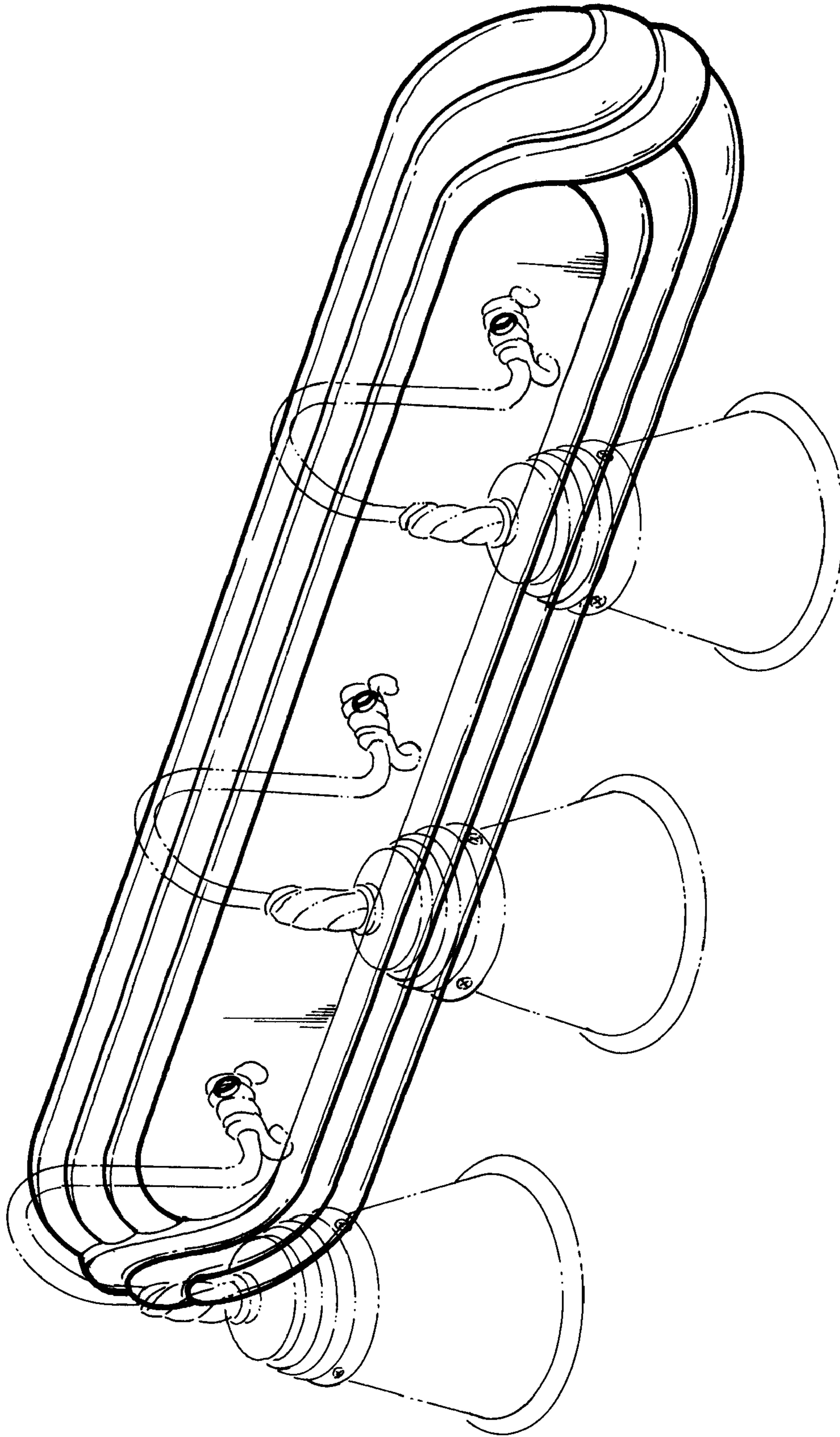


FIG. 8