



US00D441090S

(12) **United States Design Patent**
Broyles

(10) **Patent No.: US D441,090 S**

(45) **Date of Patent: ** *Apr. 24, 2001**

- (54) **DENTAL DISPENSING TRAY**
- (75) Inventor: **Bruce R. Broyles**, Oakdale, MN (US)
- (73) Assignee: **3M Innovative Properties Company**, St. Paul, MN (US)
- (*) Notice: This patent is subject to a terminal disclaimer.
- (**) Term: **14 Years**
- (21) Appl. No.: **29/089,224**
- (22) Filed: **Jun. 10, 1998**

4,573,586	3/1986	Helmer	211/14
4,822,280	4/1989	Rider	433/469
4,936,449	6/1990	Conrad et al.	206/362
4,978,007	12/1990	Jacobs et al.	206/469
4,991,759	2/1991	Scharf	224/217
5,097,963	3/1992	Chernosky et al.	211/60.1
5,100,001	3/1992	Brooks	206/564
5,106,297	4/1992	Discko, Jr.	433/77
5,139,188	8/1992	Scharf	224/217
5,240,415	8/1993	Haynie	206/63.5
5,249,963	10/1993	McGarrigle	433/163
5,295,827	3/1994	Fundingsland et al.	433/80
5,348,154	9/1994	Jacobs et al.	206/369
5,350,059	9/1994	Chester et al.	206/63.5
5,377,823	1/1995	Steen et al.	206/63.5
5,429,229	7/1995	Chester et al.	206/63.5
5,454,797	10/1995	Haswell	206/564
5,704,468	1/1998	Lust et al.	206/5.1
5,749,730	* 5/1998	Johnsen et al.	206/63.5 X

Related U.S. Application Data

- (63) Continuation of application No. 08/717,522, filed on Sep. 23, 1996, now abandoned.
- (51) **LOC (7) Cl.** **24-02**
- (52) **U.S. Cl.** **D24/221; D24/176; D24/227; D24/230**
- (58) **Field of Search** D24/221, 220, D24/227, 229, 230; 433/49, 77, 79; 206/368, 369, 363, 438, 63.5

FOREIGN PATENT DOCUMENTS

3435885	4/1986	(DE) .
733 585	7/1932	(FR) .
1 216 548	11/1959	(FR) .
1 444 838	2/1965	(FR) .

* cited by examiner

Primary Examiner—Stella Reid
Assistant Examiner—I Simmons
 (74) *Attorney, Agent, or Firm*—James D. Christoff

(56) **References Cited**

U.S. PATENT DOCUMENTS

D. 253,372	* 11/1979	Mayclin	D24/221
D. 254,213	* 2/1980	Bird	D24/221
D. 284,405	* 6/1986	Srednicki	D24/227 X
D. 330,670	11/1992	Georgakis et al.	D9/341
D. 351,661	* 10/1994	Fischer	D24/176 X
2,975,889	3/1961	Brown	206/45.34
2,992,726	7/1961	Simens	206/1
3,442,378	5/1969	Wolfe	206/459.5
3,630,344	12/1971	Bergh et al.	206/45.14
3,667,079	6/1972	Hagglund	433/25
3,693,829	9/1972	Price	220/90
3,721,364	3/1973	Lukaschewitz et al.	220/41
3,756,387	9/1973	Chaney	206/3
4,333,567	6/1982	Leonard	206/368
4,444,310	4/1984	Odell	206/438
4,473,156	9/1984	Martin	206/534


(57) **CLAIM**

The ornamental design for a dental dispensing tray, as shown and described.

DESCRIPTION

FIG. 1 is a top, front and right side perspective view of a dental dispensing tray showing my new design;
 FIG. 2 is a front elevational view thereof;
 FIG. 3 is a left side elevational view thereof, the right side being a mirror image of that shown;
 FIG. 4 is a top plan view thereof; and,
 FIG. 5 is a bottom view thereof.

1 Claim, 2 Drawing Sheets






Fig. 1

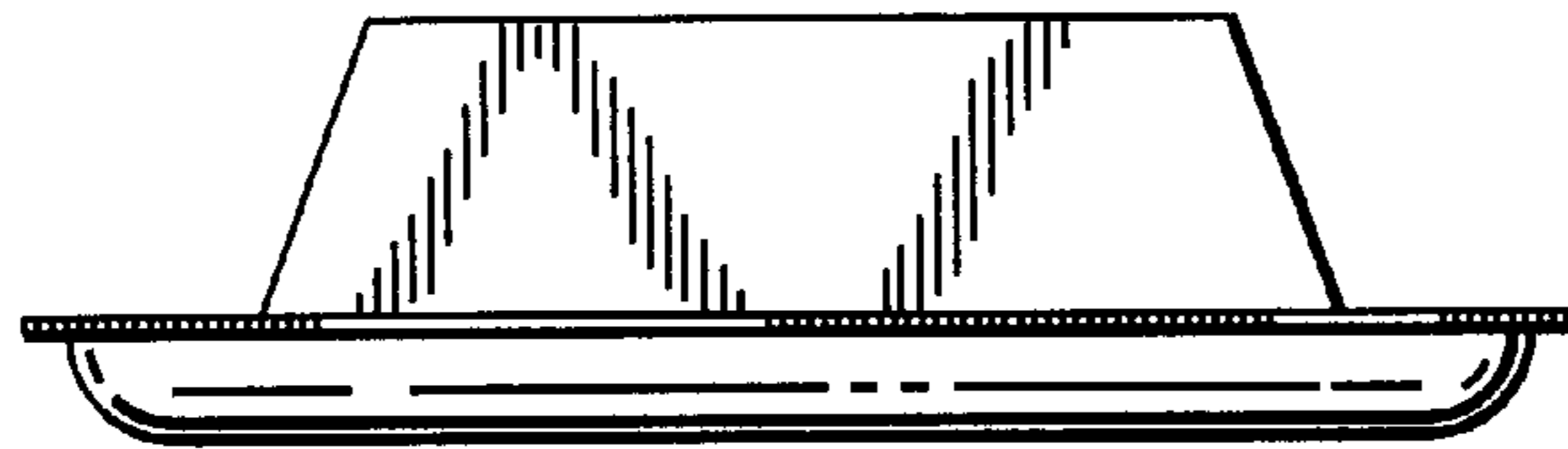


Fig. 2

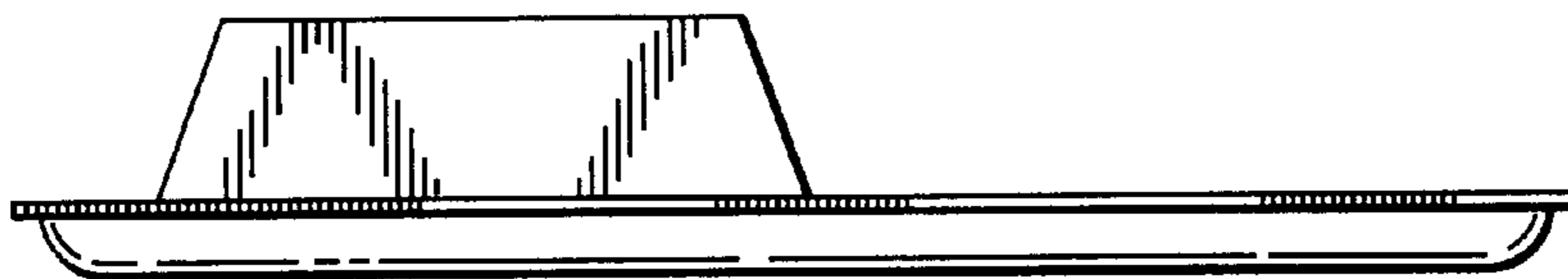


Fig. 3

Fig. 4

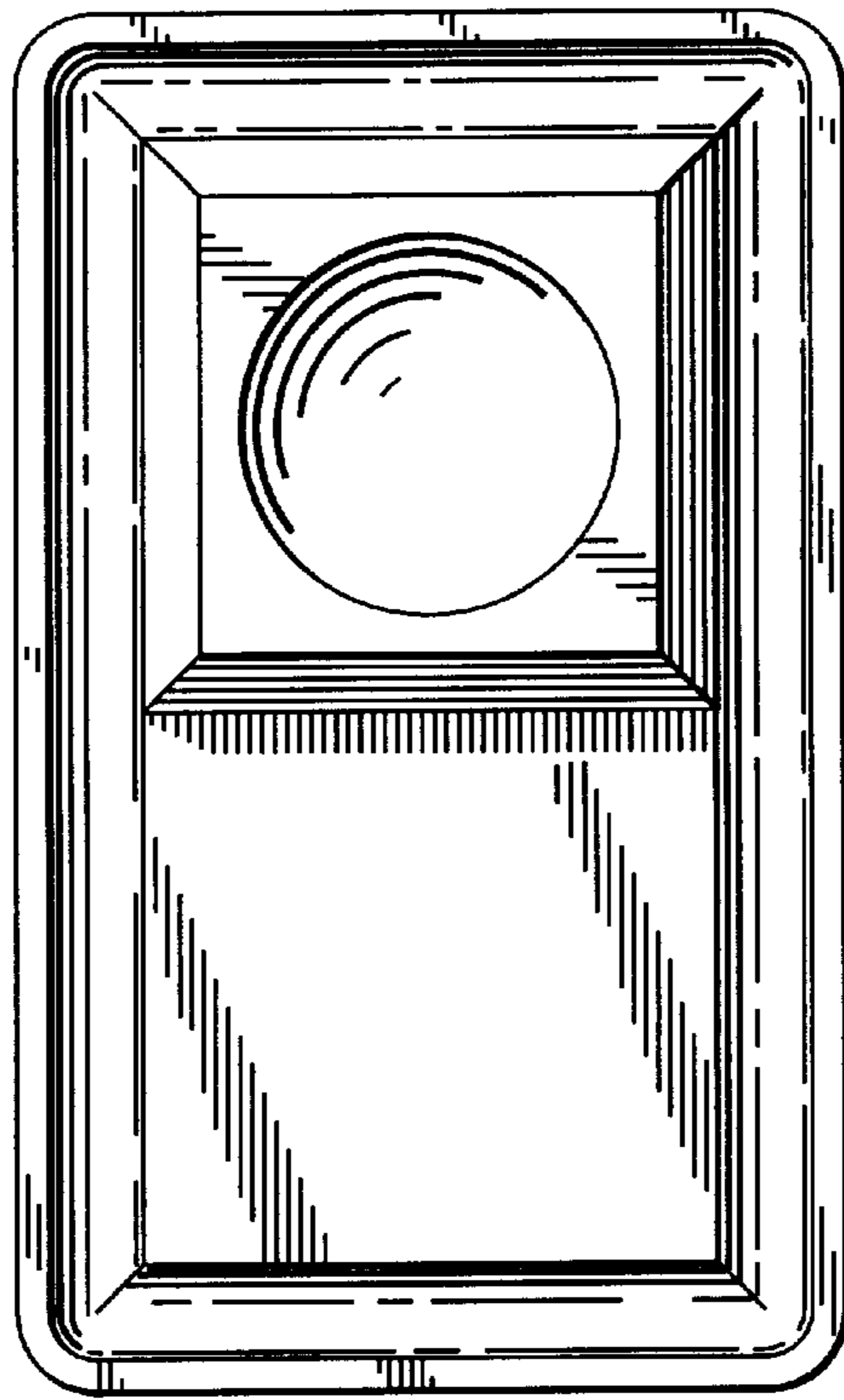


Fig. 5

