



US00D441088S

(12) **United States Design Patent**
Raffo

(10) **Patent No.:** **US D441,088 S**

(45) **Date of Patent:** **** Apr. 24, 2001**

(54) **DUCK MASSAGER WITH REMOVABLE ATTACHMENT**

D. 382,972 * 8/1997 Huang D24/211
D. 384,749 * 10/1997 Gresty-Poole D24/211
D. 391,365 * 2/1998 Gyori et al. D24/211

(75) Inventor: **David M. Raffo**, Chester (GB)

* cited by examiner

(73) Assignee: **Headwaters Research & Development, INC**, Ottawa (CA)

Primary Examiner—Stella Reid

(**) Term: **14 Years**

(57) **CLAIM**

(21) Appl. No.: **29/095,461**

The ornamental design for a duck massager with removable attachment, as shown and described.

(22) Filed: **Oct. 23, 1998**

DESCRIPTION

(51) **LOC (7) Cl.** **24-04**

(52) **U.S. Cl.** **D24/214**

(58) **Field of Search** D24/211, 214,
D24/200; 601/134, 135, 136, 137, 138


FIG. 1 is a top and front perspective view of a duck massager with removable attachment, showing our new design with a massage tool attachment;
FIG. 2 is a side elevational view thereof, the opposite side elevational view being identical;
FIG. 3 is a top plan view thereof;
FIG. 4 is a bottom plan view thereof;
FIG. 5 is an end elevational view thereof; and,
FIG. 6 is end elevational view thereof, opposite that shown in FIG. 5.

(56) **References Cited**

U.S. PATENT DOCUMENTS

D. 264,754 * 6/1982 Vitrac D24/211
D. 267,042 * 11/1982 Weinberger D24/211
D. 288,847 * 3/1987 Kaeser D24/211
D. 369,219 * 4/1996 Huang D24/211

1 Claim, 3 Drawing Sheets






FIG. 1




FIG. 2

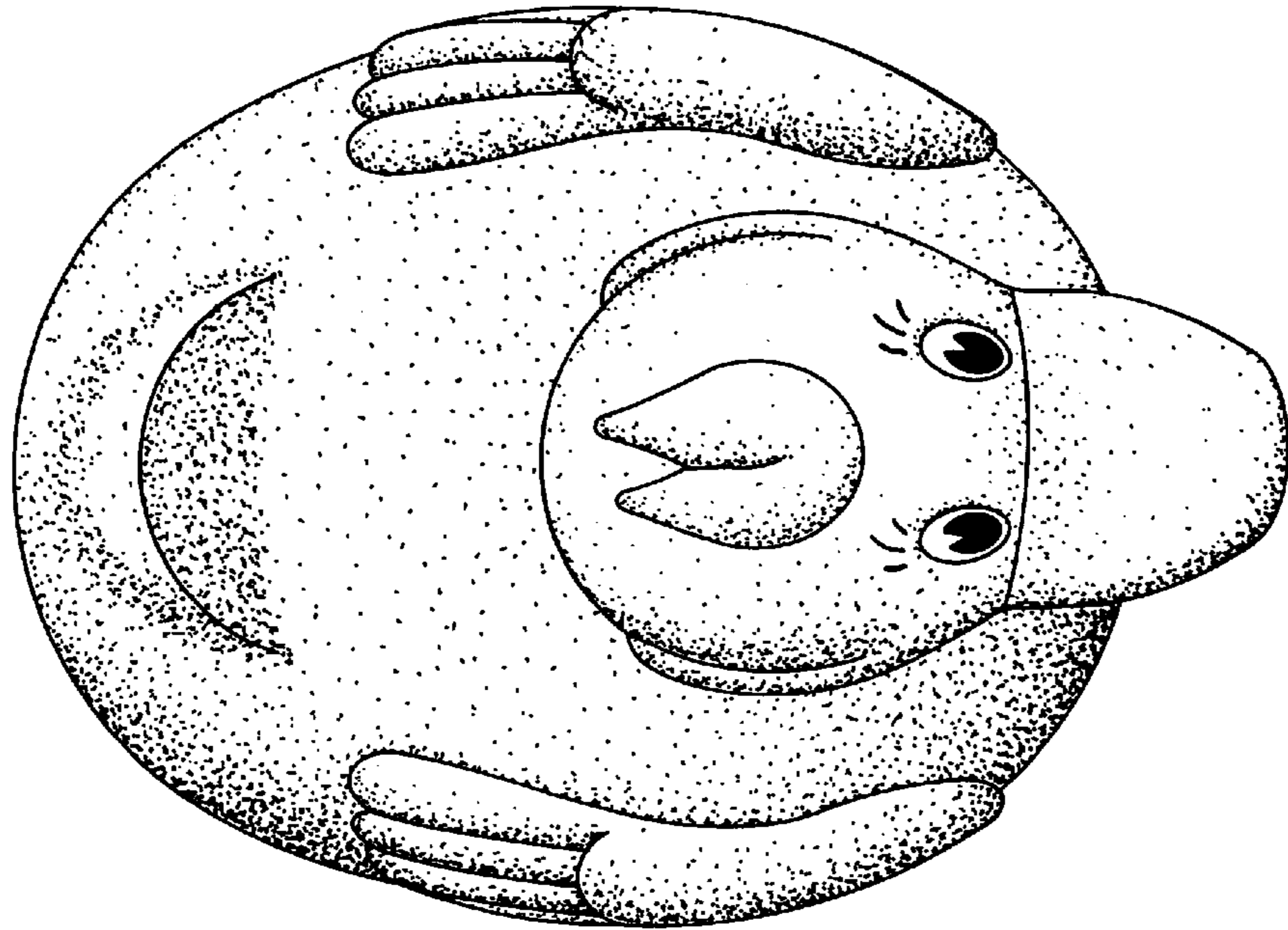


FIG. 3

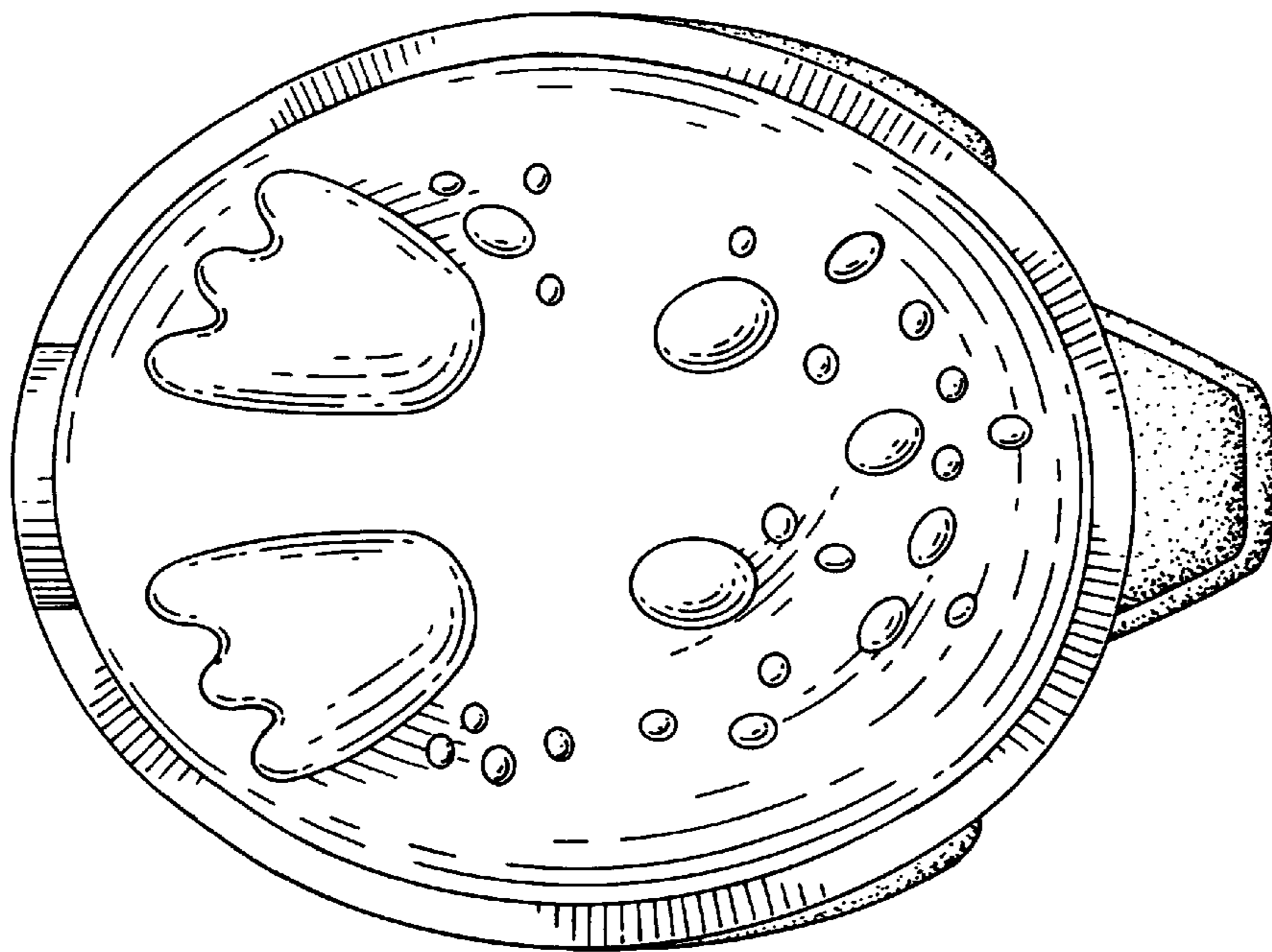


FIG. 4




FIG. 5

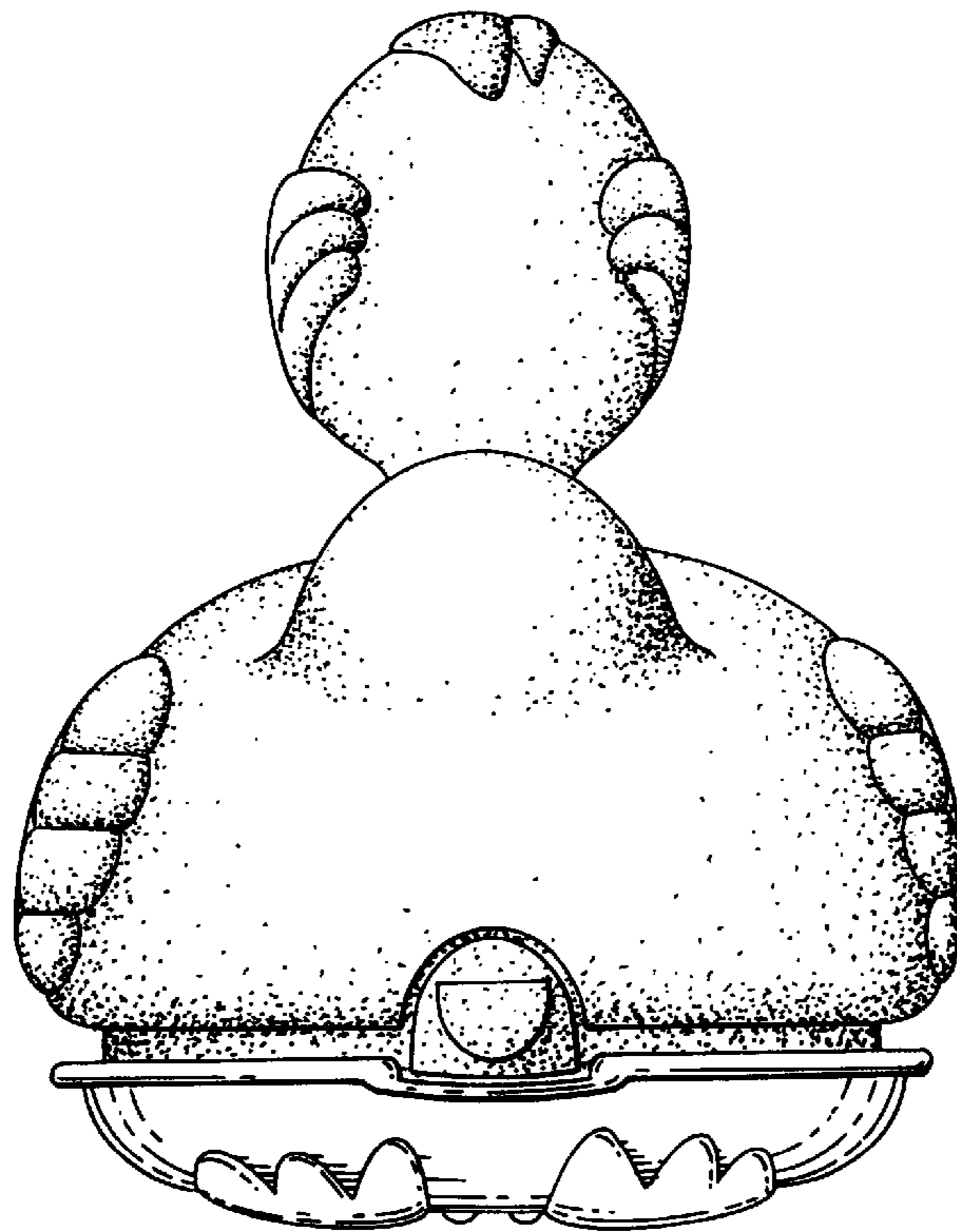


FIG. 6