



US00D441061S

(12) **United States Design Patent**
Kuhlman

(10) **Patent No.:** **US D441,061 S**

(45) **Date of Patent:** **** Apr. 24, 2001**

(54) **LABORATORY FAUCET SPOUT**

(75) Inventor: **Charles E. Kuhlman**, Chattanooga, TN (US)

(73) Assignee: **Collegedale Casework**, Collegedale, TN (US)

(**) Term: **14 Years**

(21) Appl. No.: **29/131,138**

(22) Filed: **Oct. 12, 2000**

(51) **LOC (7) Cl.** **23-01**

(52) **U.S. Cl.** **D23/255**

(58) **Field of Search** D23/238-259;
4/675-678; 137/801

(56) **References Cited**

U.S. PATENT DOCUMENTS

D. 239,625	*	4/1976	Carlson	D23/238
D. 286,562	*	11/1986	Yost	D23/242
D. 300,941	*	5/1989	Paul	D23/242
D. 313,646	*	1/1991	Selberg et al.	D23/255
D. 368,132		3/1996	Errington	D23/241

OTHER PUBLICATIONS

The Chicago Faucet Company, Product Bulletin No. 505, dated Mar. 13, 1996, 4 pages.
Sheldon Laboratory Systems, Axis 3 Brochure, date unknown, pp. 1-3.

Sheldon Laboratory Systems, Vandalgard Unicast Laboratory Fixture, 1977, pp. 1, 2.

Fittings and Fixtures, Water Faucets, 1997, p. 5.

* cited by examiner

Primary Examiner—Louis S. Zarfes

Assistant Examiner—Gregory Andoll

(74) *Attorney, Agent, or Firm*—Miller & Martin LLP

(57) **CLAIM**

The ornamental design for a laboratory faucet spout, as shown and described.

DESCRIPTION

FIG. 1 is a perspective view of the laboratory faucet spout;

FIG. 2 is a front elevation view;

FIG. 3 is a side elevation view, the other side being a mirror image;

FIG. 4 is a top elevation view;

FIG. 5 is a back elevation view; and,

FIG. 6 is a bottom elevation view.

The broken lines in the Figures are for illustrative purposes only and form no part of the claimed design.

1 Claim, 2 Drawing Sheets

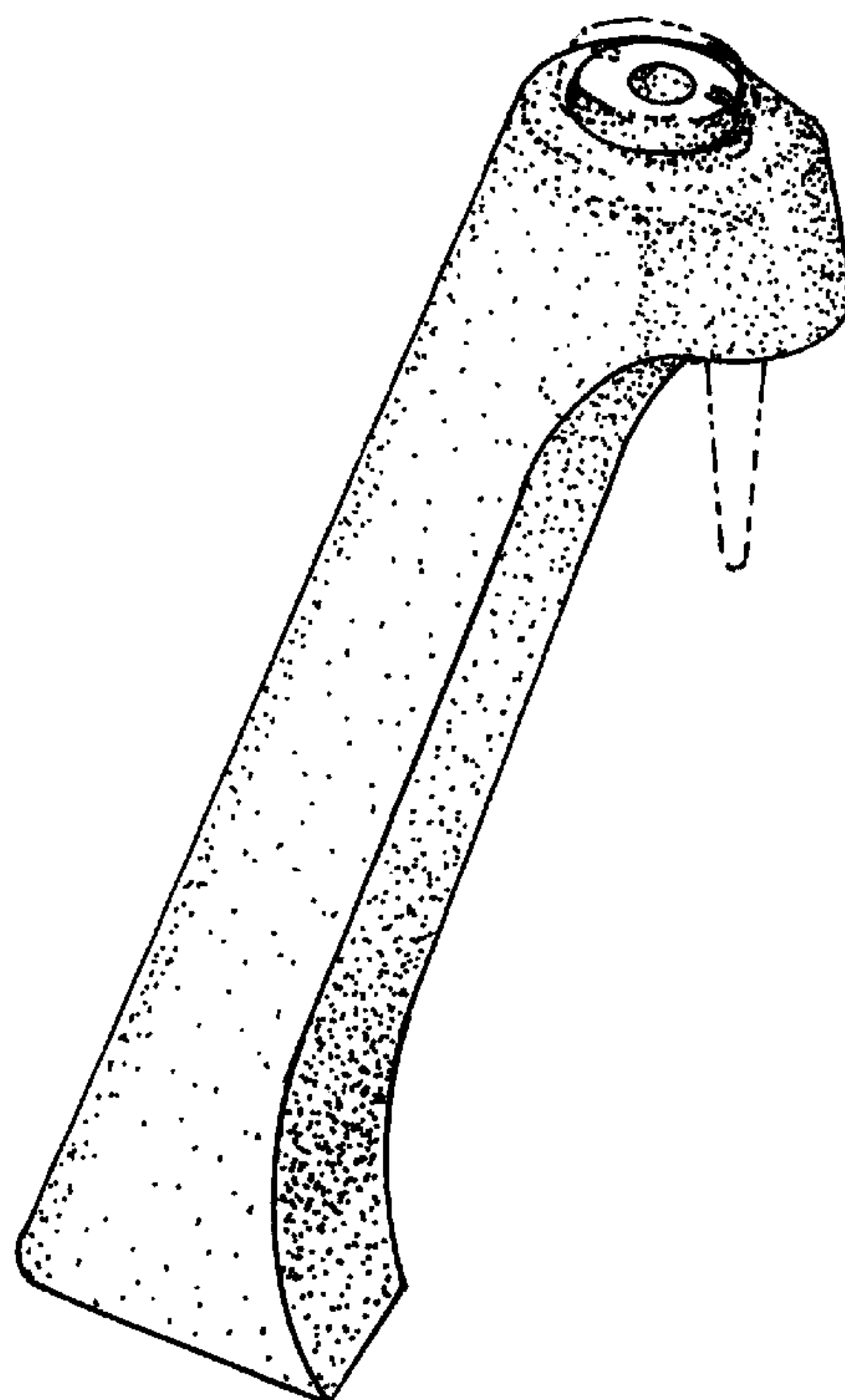


FIG. 1

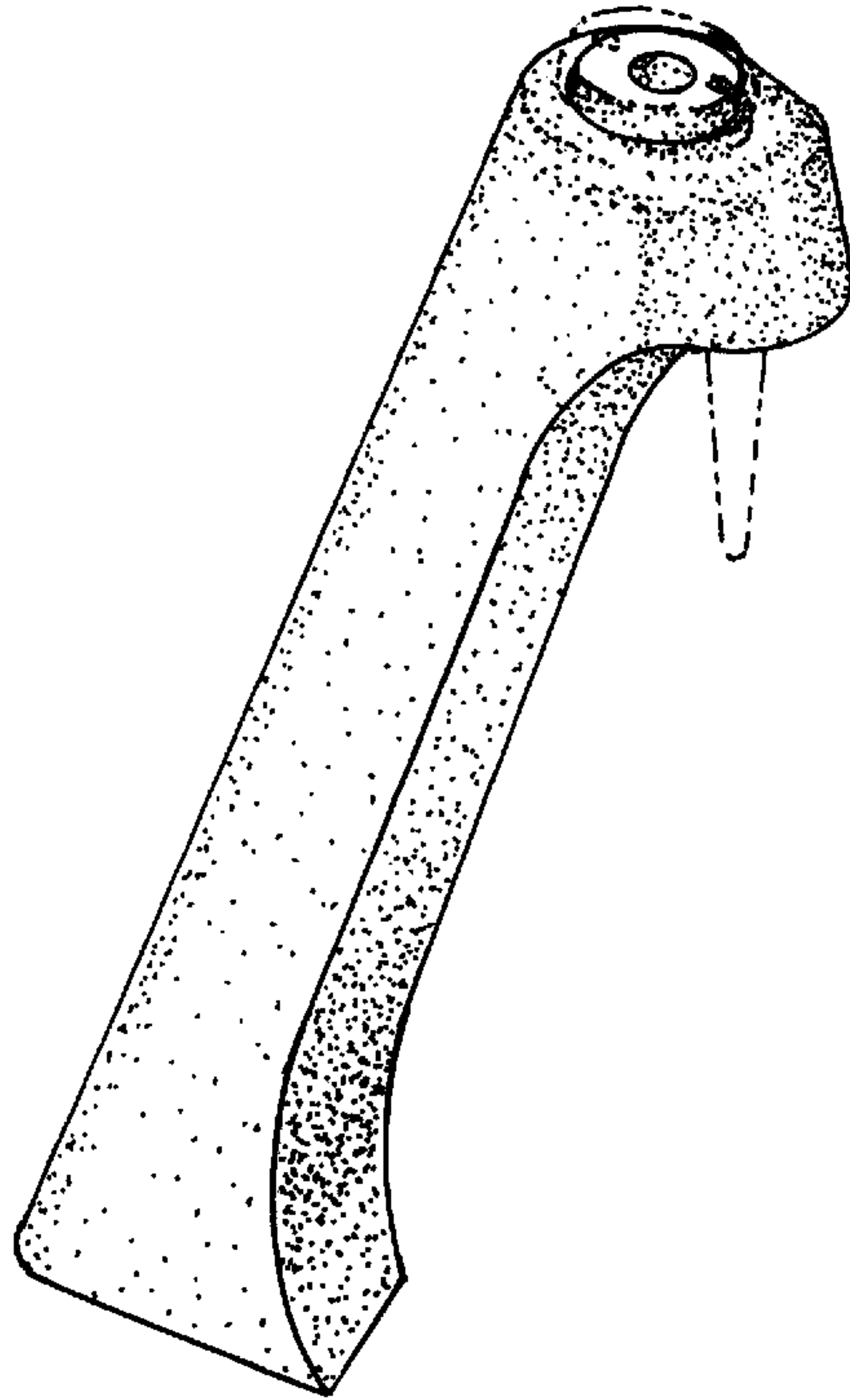


FIG. 2

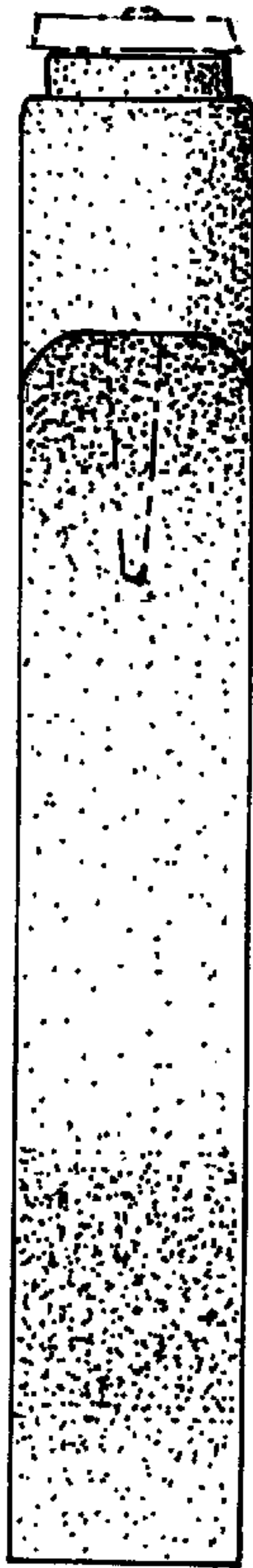


FIG. 3

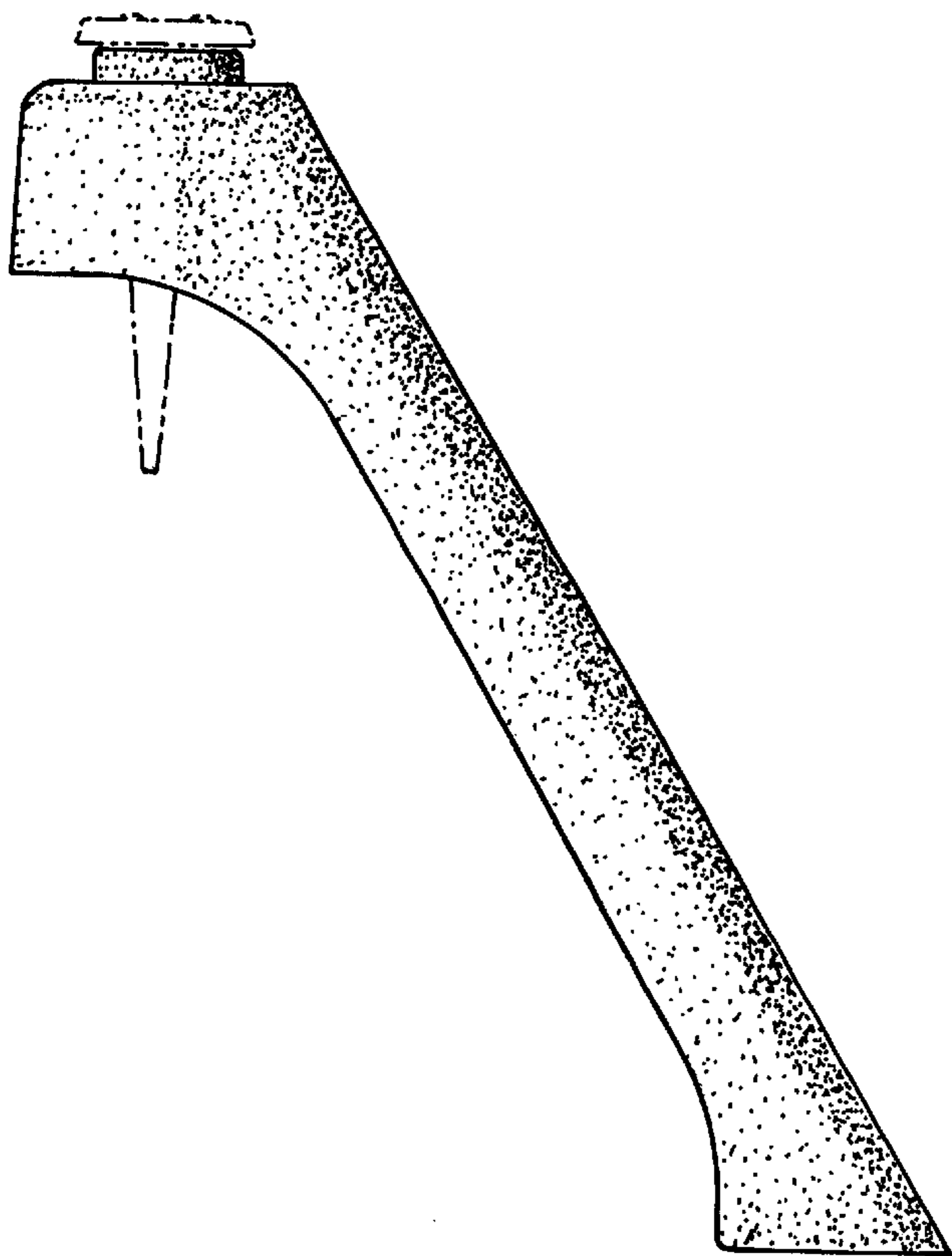




FIG. 4



FIG. 5




FIG. 6