



US00D441050S

(12) **United States Design Patent**  
**Burns et al.**

(10) **Patent No.:** **US D441,050 S**

(45) **Date of Patent:** **\*\* Apr. 24, 2001**

(54) **SWIVEL SPRAY AERATOR**

(75) Inventors: **Leonard J. Burns**, Amherst; **Melissa D. Meredith**, North Ridgeville; **Charles T. Molina**, Lakewood, all of OH (US)

(73) Assignee: **Moen Incorporated**, North Olmsted, OH (US)

(\*\*) Term: **14 Years**

(21) Appl. No.: **29/126,849**

(22) Filed: **Jul. 27, 2000**

(51) **LOC (7) Cl.** ..... **23-01**

(52) **U.S. Cl.** ..... **D23/213**

(58) **Field of Search** ..... D23/213, 238;  
239/428.5; 261/DIG. 22

(56) **References Cited**

**U.S. PATENT DOCUMENTS**

D. 164,422	*	9/1951	Holden	.....	D23/213
D. 191,975	*	12/1961	Lehman	.....	D23/213
D. 192,906	*	5/1962	Gross	.....	D23/213
D. 231,612	*	5/1974	Doman	.....	D23/213
D. 412,025	*	7/1999	Mark et al.	.....	D23/238
2,541,854	*	2/1951	Bachli et al.	.....	239/428.5
4,221,337	*	9/1980	Shames et al.	.....	239/428.5

\* cited by examiner

*Primary Examiner*—Robin V. Taylor

(74) *Attorney, Agent, or Firm*—Cook, Alex, McFarron, Manzo, Cummings & Mehler, Ltd.

(57) **CLAIM**

The ornamental design for a swivel spray aerator, as shown and described.

**DESCRIPTION**

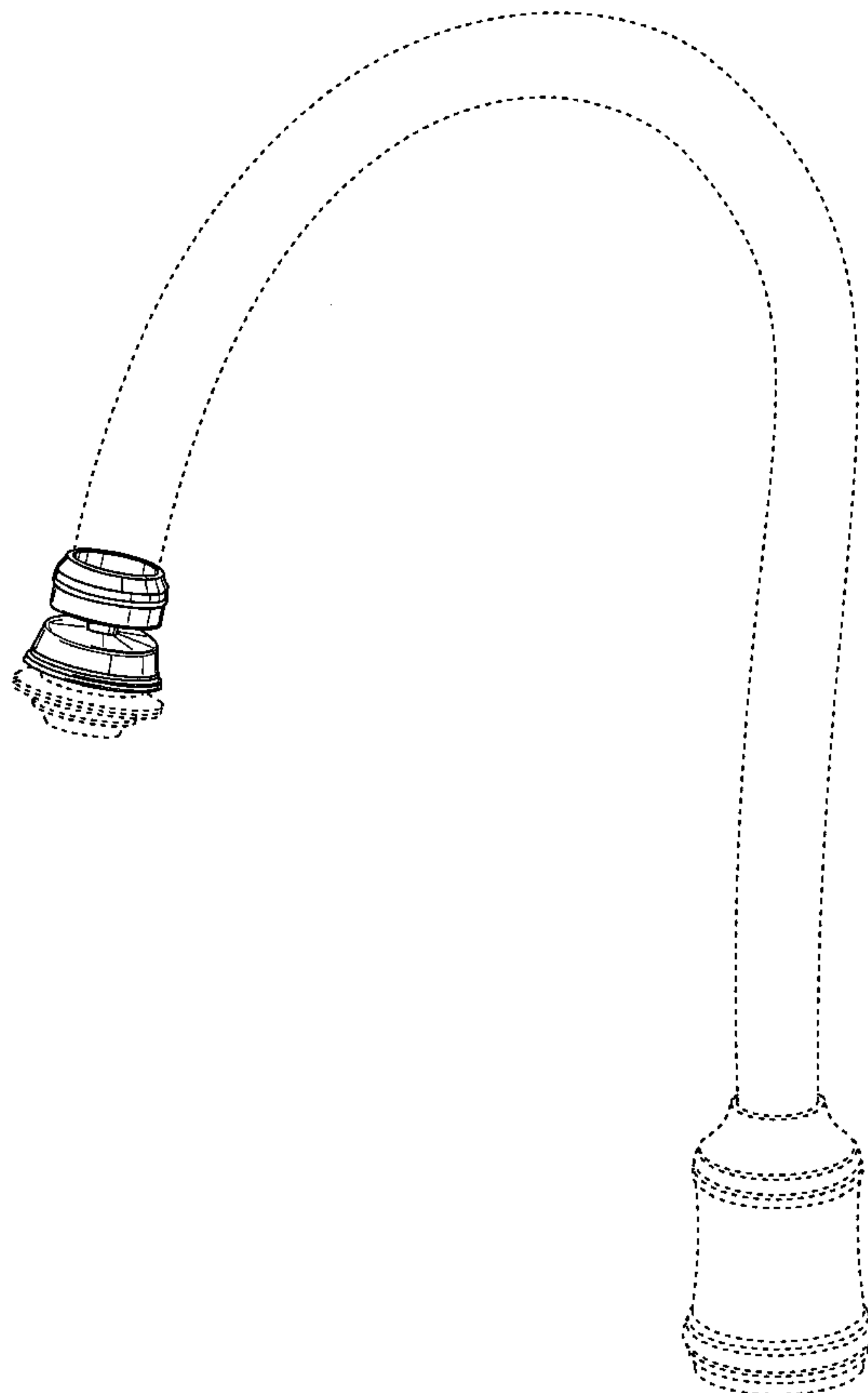
FIG. 1 is a perspective view of the swivel spray aerator of our new design, with a spout hub, spout and aerator insert shown in broken lines to illustrate the environment; the portion shown in broken lines forming no part of the invention.

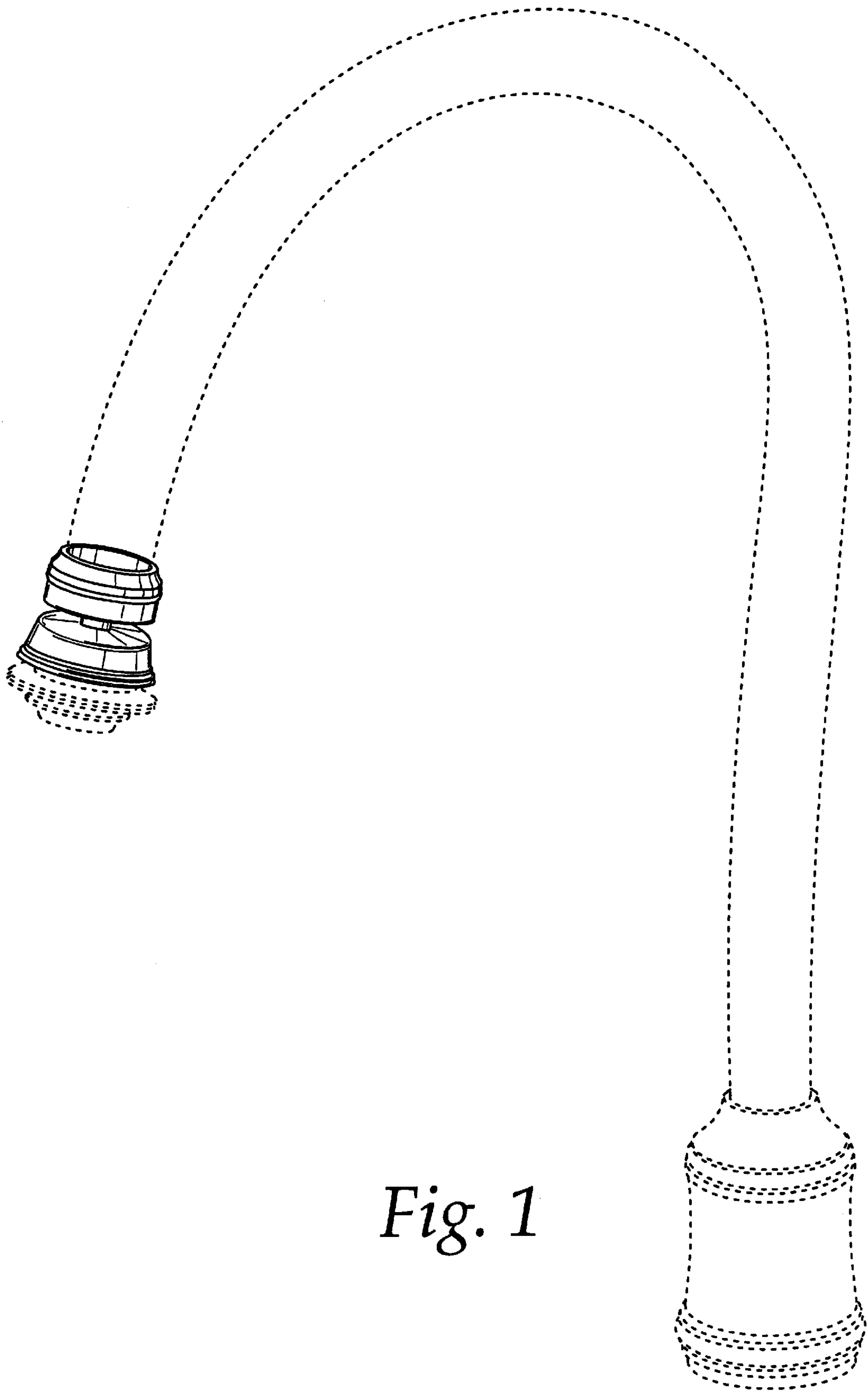
FIG. 2 is a side elevation view of the swivel spray aerator, with an aerator insert shown in broken lines to illustrate the environment; the portion shown in broken lines forming no part of the invention.

FIG. 3 is a top plan view of the swivel spray aerator, with an aerator insert shown in broken lines to illustrate the environment; the portion shown in broken lines forming no part of the invention; and,

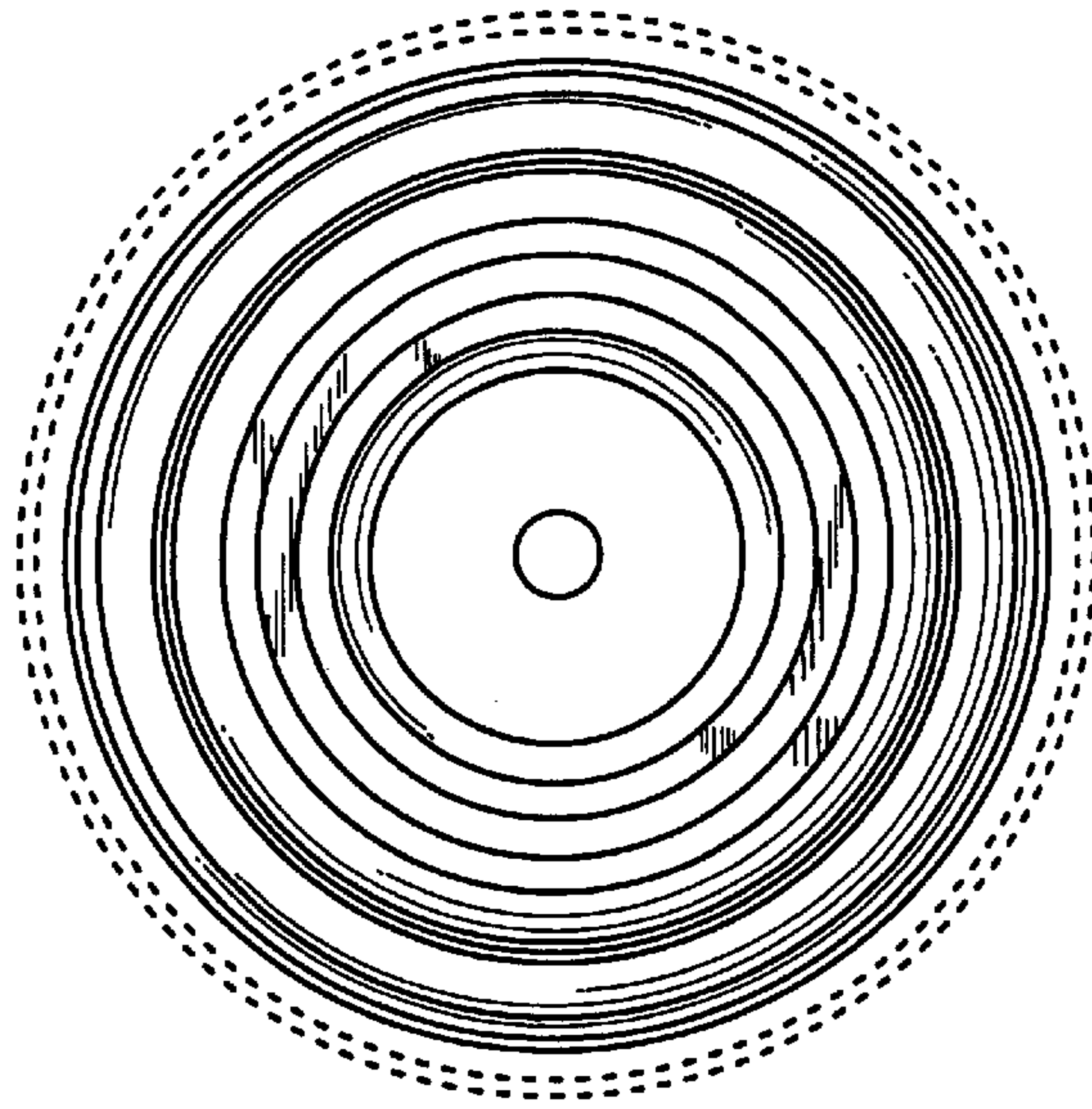
FIG. 4 is a bottom plan view of the swivel spray aerator, with an aerator insert shown in broken lines to illustrate the environment; the portion shown in broken lines forming no part of the invention.

**1 Claim, 2 Drawing Sheets**

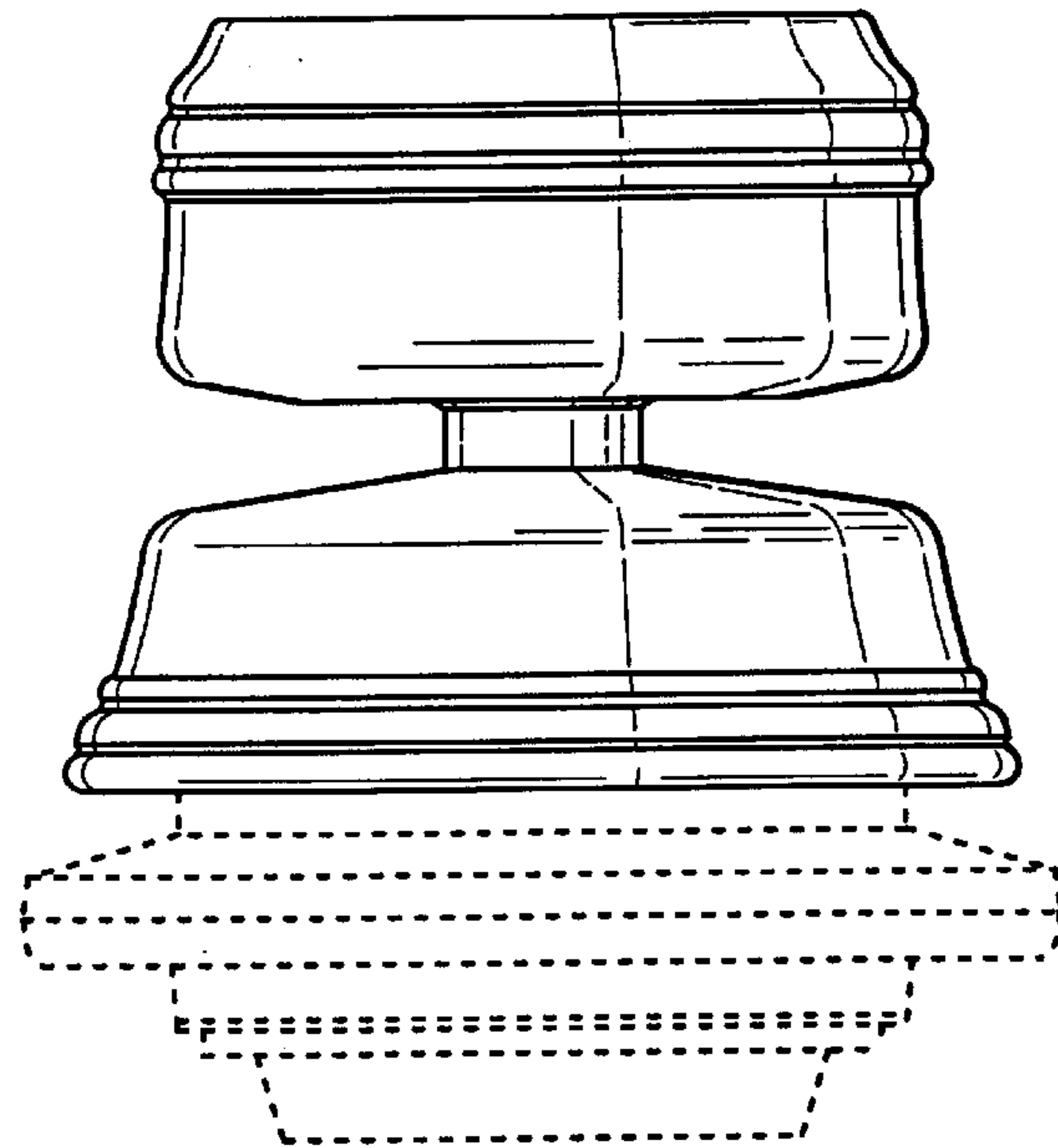




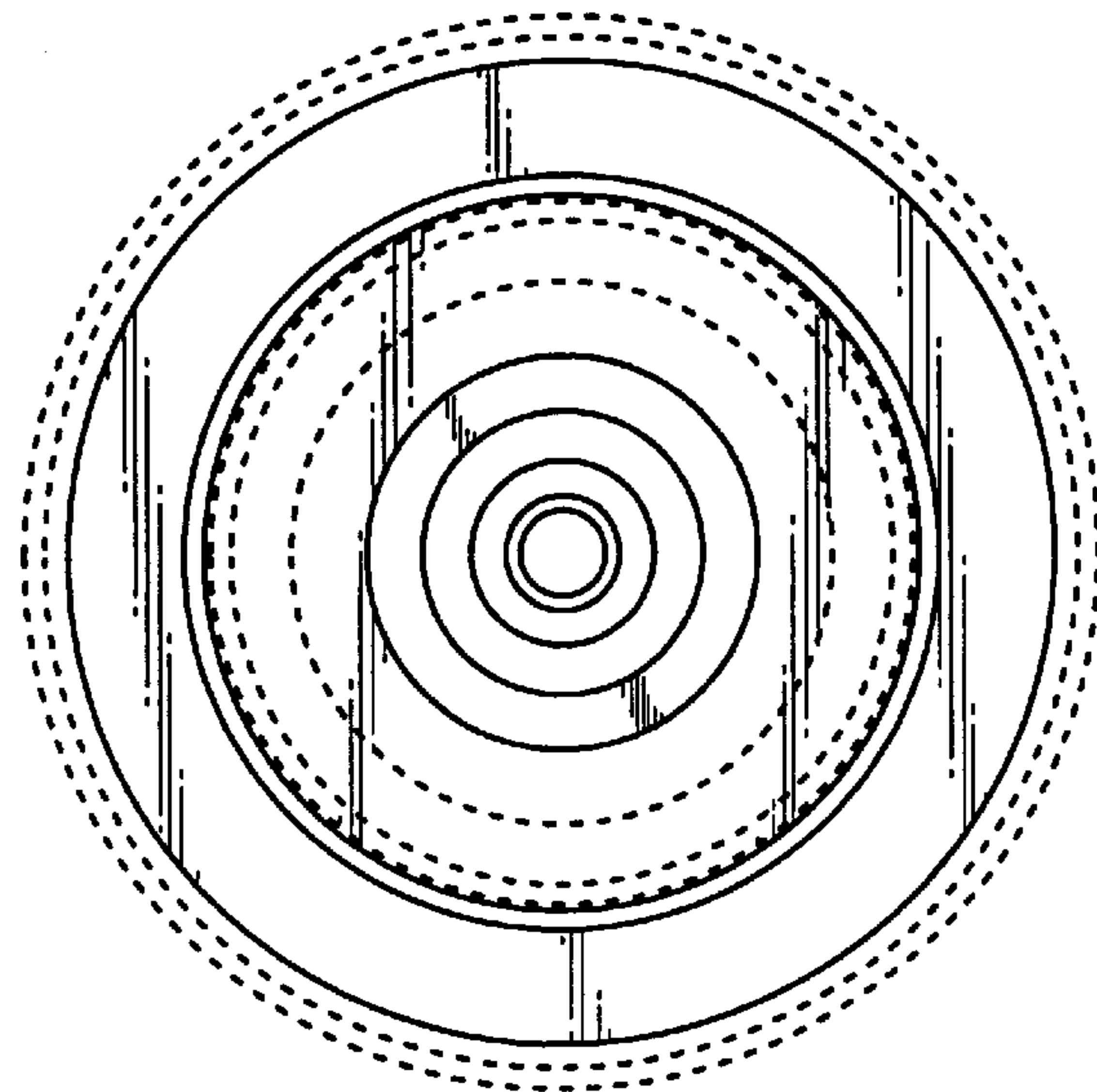
*Fig. 1*



*Fig. 3*



*Fig. 2*



*Fig. 4*