



US00D441048S

(12) **United States Design Patent**  
**Archer**

(10) **Patent No.:** **US D441,048 S**

(45) **Date of Patent:** **\*\* Apr. 24, 2001**

(54) **SHOWER FILTER HOUSING**

D. 416,072 \* 11/1999 Douglas ..... D23/209  
5,385,667 \* 1/1995 Steger ..... 210/449

(75) Inventor: **Virgil L. Archer**, Englewood, CO (US)

\* cited by examiner

(73) Assignee: **New Wave Enviro Products, Inc.**,  
Englewood, CO (US)

*Primary Examiner*—Robin V. Taylor  
(74) *Attorney, Agent, or Firm*—Edwin H. Crabtree; Ramon  
L. PiZarro; Donald W. Margolis

(\*\*) Term: **14 Years**

(57) **CLAIM**

(21) Appl. No.: **29/127,103**

The ornamental design for a shower filter housing, as shown  
and described.

(22) Filed: **Jul. 31, 2000**

(51) **LOC (7) Cl.** ..... **23-01**

(52) **U.S. Cl.** ..... **D23/209**

(58) **Field of Search** ..... D23/207, 209;  
210/460, 448, 449

**DESCRIPTION**

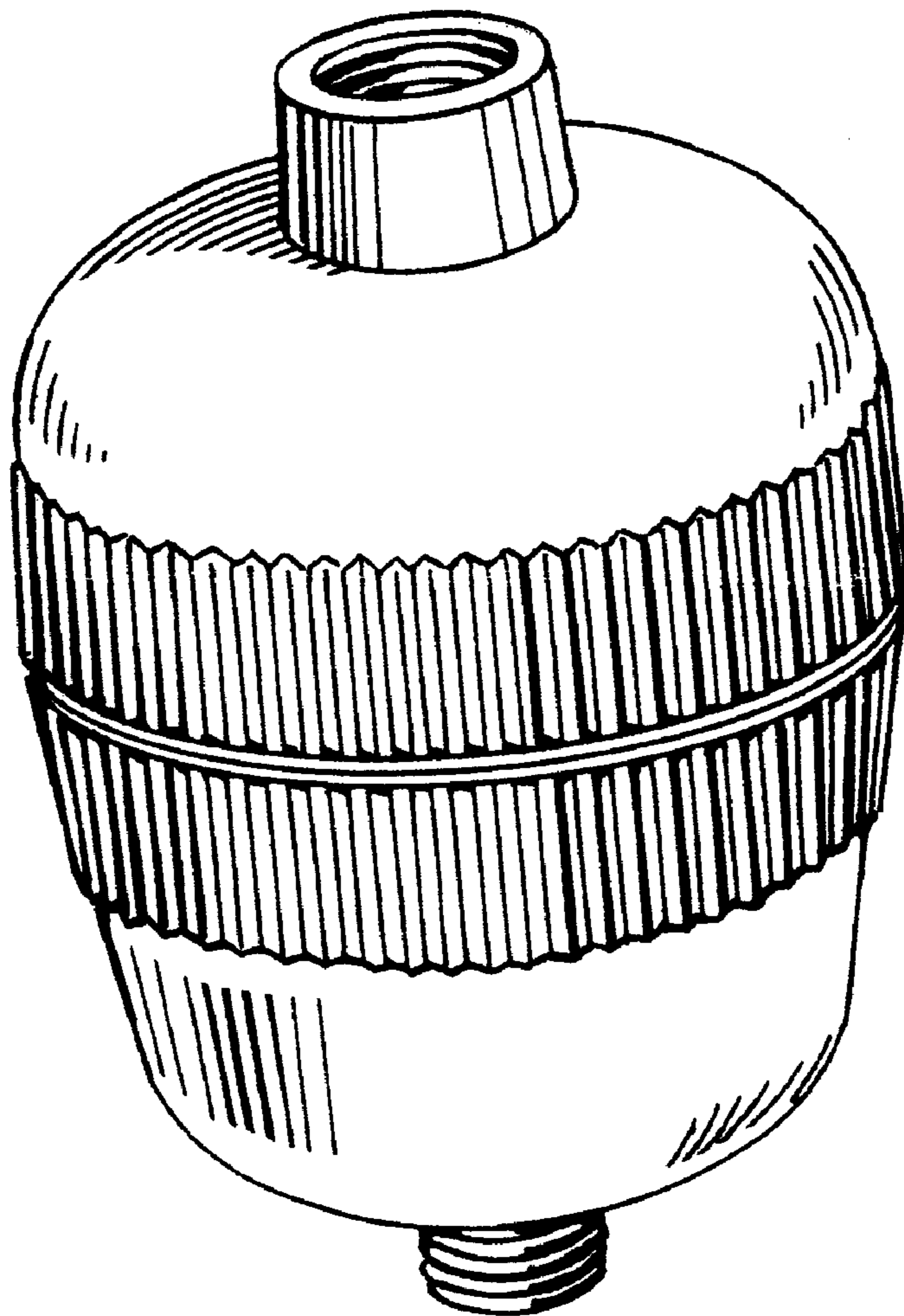
FIG. 1 is a perspective view of the shower filter housing  
showing my new design;  
FIG. 2 is a side view of the shower filter housing illustrating  
the new design; This side view is the same for all side views  
of the subject design;  
FIG. 3 is a top view of the shower filter housing; and,  
FIG. 4 is a bottom view of the shower filter housing.

(56) **References Cited**

**U.S. PATENT DOCUMENTS**

D. 361,622 \* 8/1995 Farley ..... D23/209  
D. 364,446 \* 11/1995 Farley ..... D23/209  
D. 406,874 \* 3/1999 Farley ..... D23/209

**1 Claim, 1 Drawing Sheet**



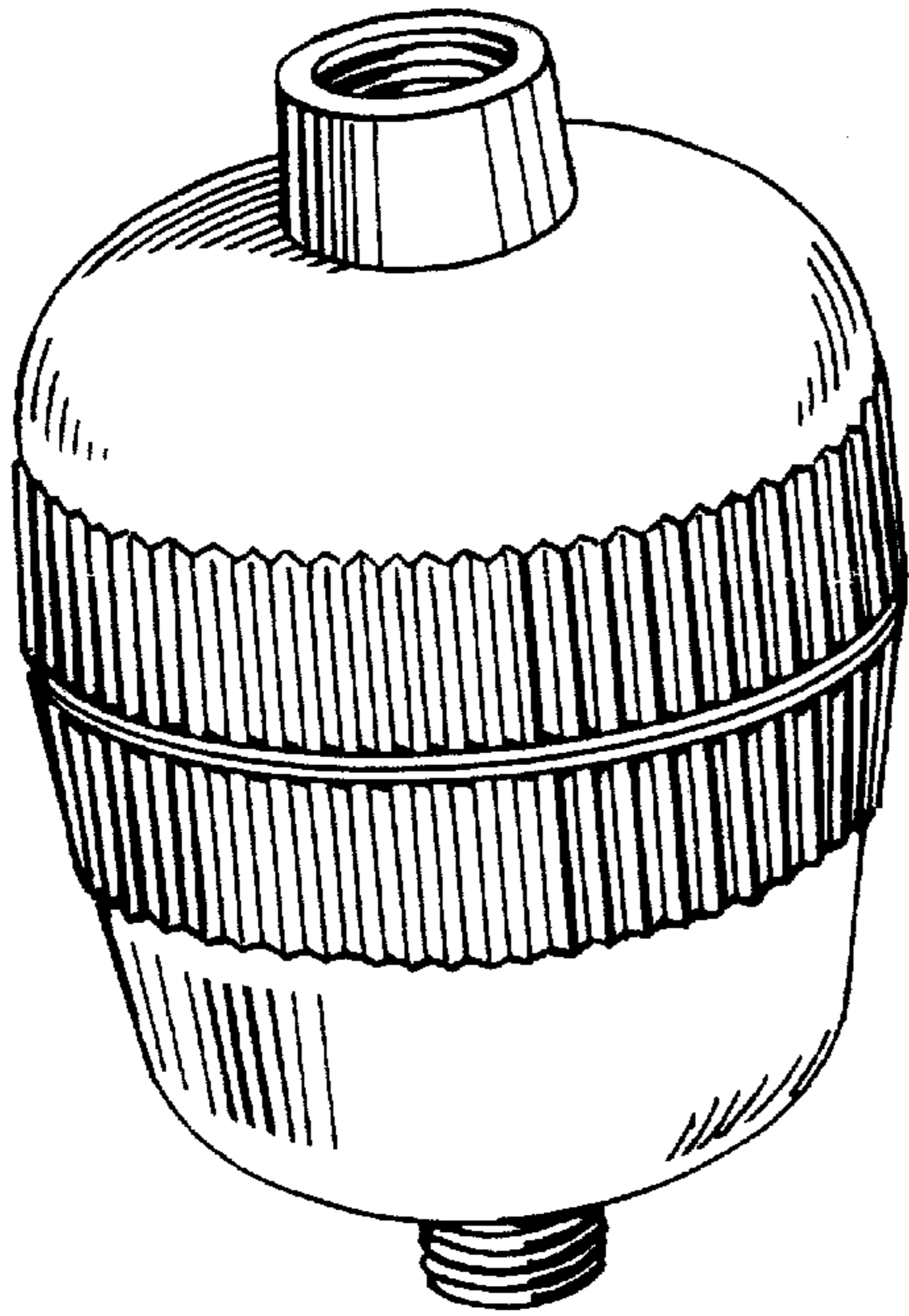


FIG. 1

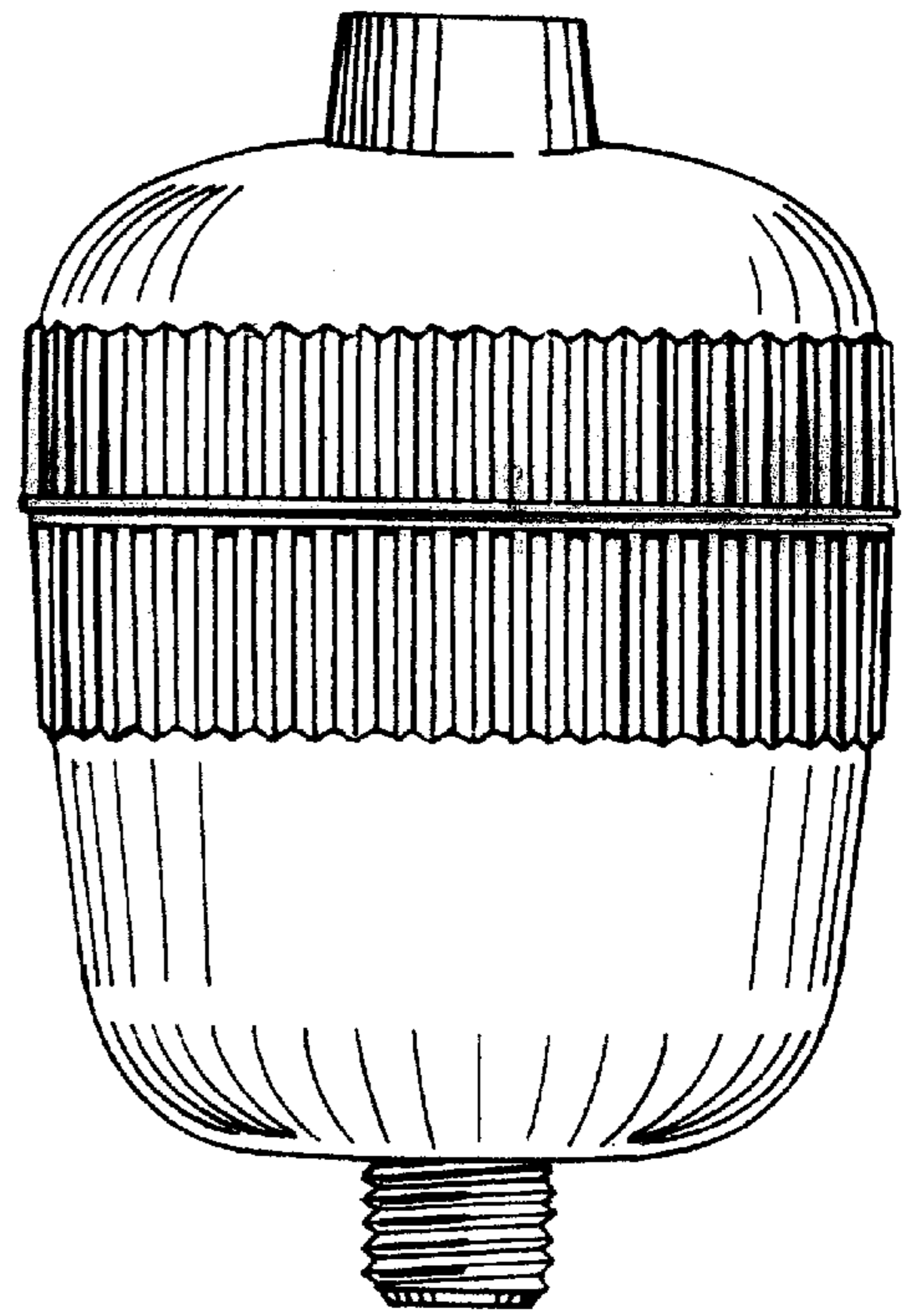


FIG. 2




FIG. 3




FIG. 4