



US00D441038S

(12) **United States Design Patent**
Wei

(10) **Patent No.:** **US D441,038 S**

(45) **Date of Patent:** **** Apr. 24, 2001**

(54) **TOY LOADER**

(75) **Inventor:** **Gang Bao Wei, Hefei (CN)**

(73) **Assignee:** **Golden Bright Manufacturer Ltd.,
Kowloon (HK)**

(**) **Term:** **14 Years**

(21) **Appl. No.:** **29/120,855**

(22) **Filed:** **Mar. 28, 2000**

(30) **Foreign Application Priority Data**

Jan. 3, 2000 (HK) 0010003

(51) **LOC (7) Cl.** **21-01**

(52) **U.S. Cl.** **D21/537**

(58) **Field of Search** D21/533, 537,
D21/539, 552, 431; D15/24, 25; 446/424,
425, 433, 427, 440, 454, 456, 457, 462,
465, 470, 489; 414/685, 694, 722, 724;
296/190, 202

(56) **References Cited**

U.S. PATENT DOCUMENTS

D. 326,858 * 6/1992 Skeel et al. D15/25

D. 412,506 * 8/1999 Boyer et al. D15/25

D. 419,618 * 1/2000 Park D21/537

4,236,344 * 12/1980 Kelly 446/424

5,273,375 * 12/1993 Plouride D15/25

OTHER PUBLICATIONS

Nylint Toy Catalog, p 13, 1995.*

* cited by examiner

Primary Examiner—Raphael Barkai

(74) *Attorney, Agent, or Firm*—Merchant & Gould P.C.

(57) **CLAIM**

The ornamental design for a toy loader, as shown and described.

DESCRIPTION

FIG. 1 is a front elevational view of a toy loader showing my new design;

FIG. 2 is a rear elevational view thereof;

FIG. 3 is top elevational view thereof;


FIG. 4 is a bottom elevational view thereof;

FIG. 5 is a left side elevational view thereof;

FIG. 6 is a right side elevational view thereof; and,

FIG. 7 is a perspective view thereof.

1 Claim, 7 Drawing Sheets






FIG. 1




FIG. 2




FIG. 3




FIG. 4




FIG. 5




FIG. 6



FIG. 7