



US00D441027S

(12) **United States Design Patent**  
**Wells et al.**

(10) **Patent No.:** **US D441,027 S**

(45) **Date of Patent:** **\*\* Apr. 24, 2001**

(54) **REFLECTIVE EQUINE SIGN**

(76) Inventors: **Jeffrey K. Wells; Marion N. Wells,**  
both of 23196 Oehlmann Park Rd.,  
Conifer, CO (US) 80433-4502

(\*\*) Term: **14 Years**

(21) Appl. No.: **29/130,221**

(22) Filed: **Sep. 28, 2000**

(51) **LOC (7) Cl.** ..... **20-02**

(52) **U.S. Cl.** ..... **D20/30**

(58) **Field of Search** ..... D20/10, 11, 22-30;  
D6/584, 589, 209; D21/154, 157; 40/124,  
124.1, 152, 152.1, 299

(56) **References Cited**

**U.S. PATENT DOCUMENTS**

D. 289,305	*	4/1987	Rutter	.....	D20/17
D. 379,831	*	6/1997	Rush	.....	D20/17
2,630,644	*	3/1953	Ernst, Jr.	.....	D20/17

\* cited by examiner

*Primary Examiner*—Marcus A. Jackson  
(74) *Attorney, Agent, or Firm*—Sheridan Ross P.C.

(57) **CLAIM**

The ornamental design for a reflective equine sign, as shown and described.

**DESCRIPTION**

FIG. 1 is a front elevation view of a reflective equine sign showing my new design; the broken lines representing environment which forms no part of the claimed design; FIG. 2 is a rear elevation view of the invention illustrated in FIG. 1; FIG. 3 is a left perspective view of the invention illustrated in FIG. 1; FIG. 4 is a left elevation view of the invention illustrated in FIG. 1; FIG. 5 is a right elevation view of the invention illustrated in FIG. 1; FIG. 6 is a top plan view of the invention illustrated in FIG. 1; and, FIG. 7 is a bottom plan view of the invention illustrated in FIG. 1.

**1 Claim, 2 Drawing Sheets**




FIG. 1

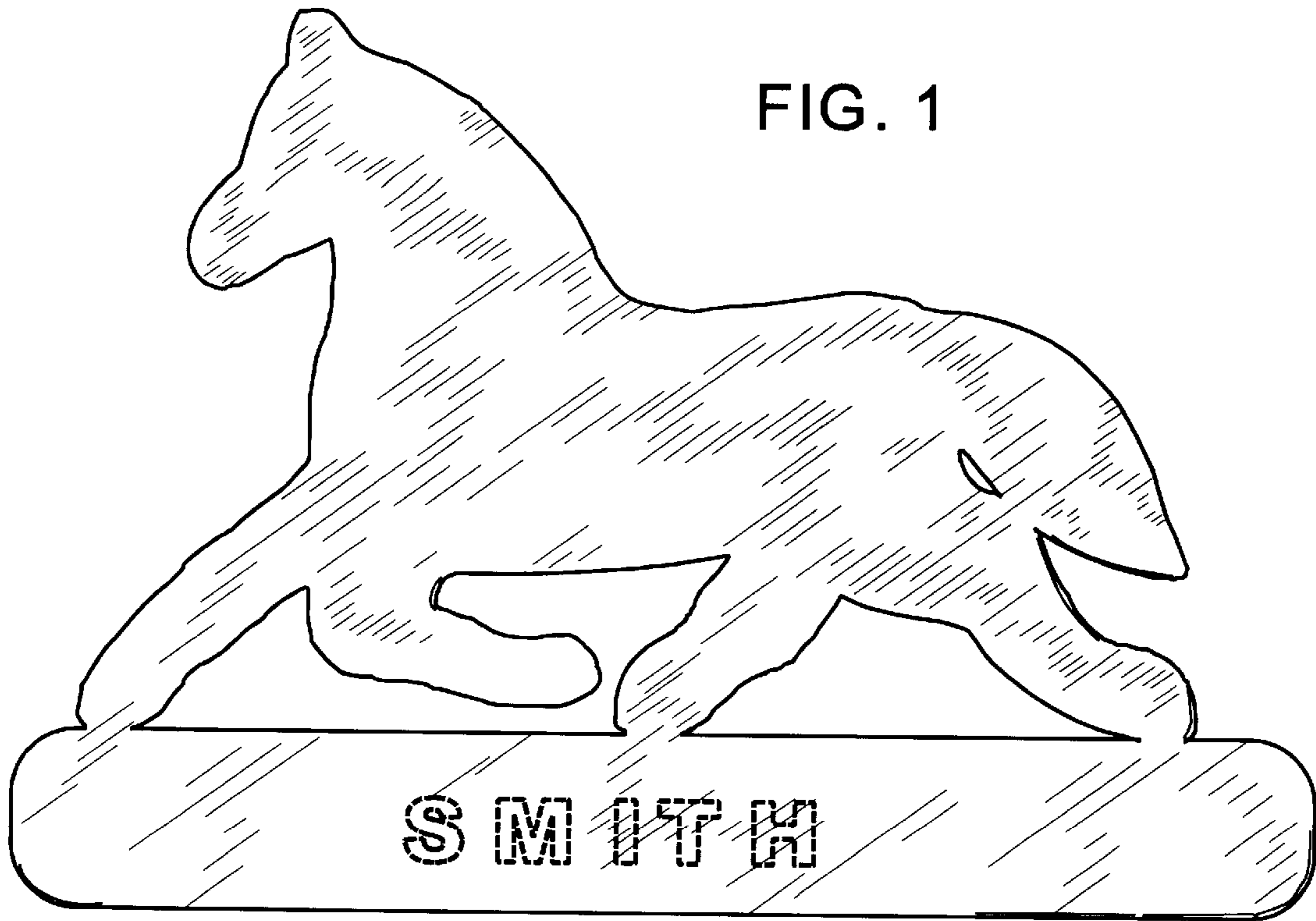
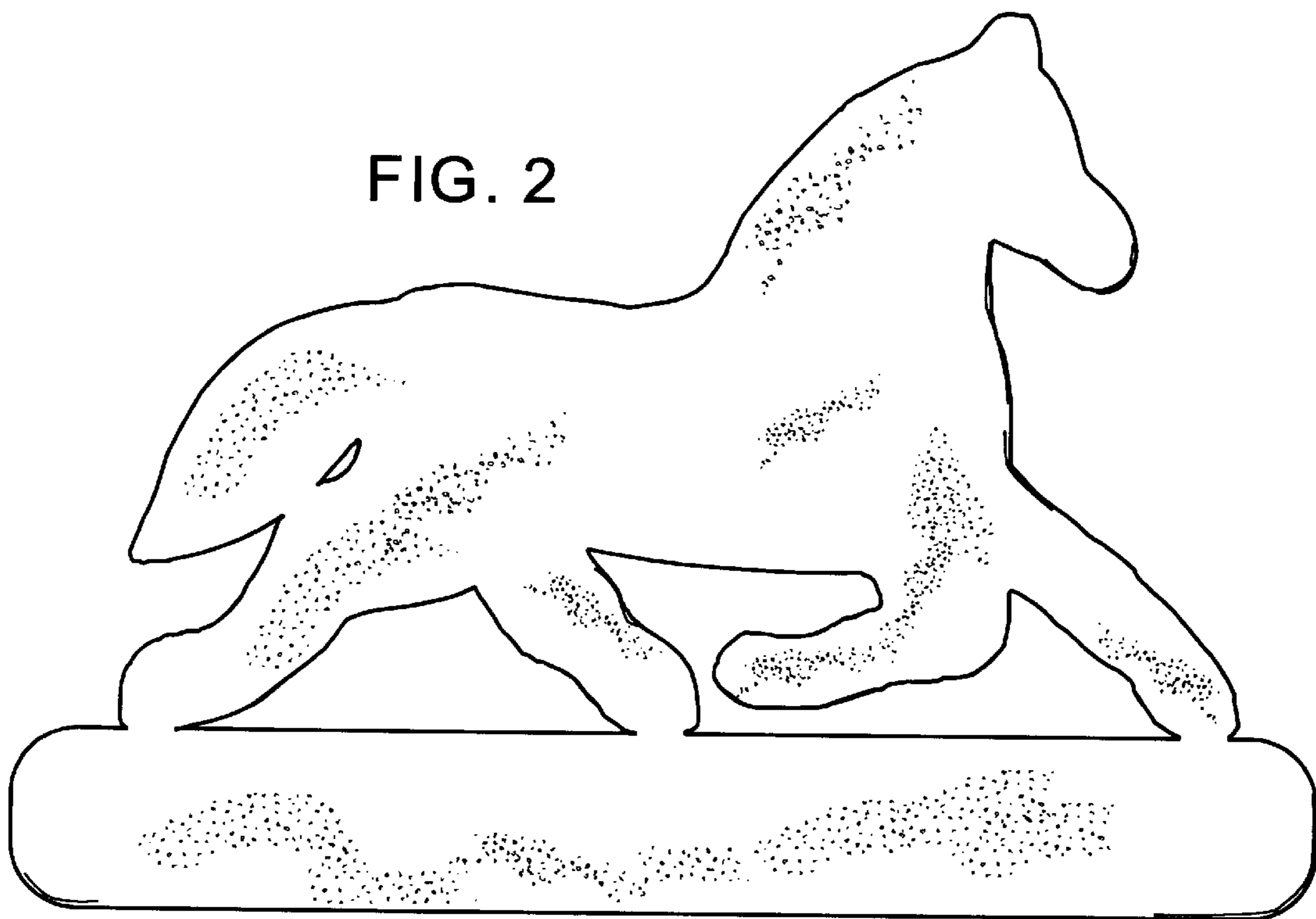


FIG. 2



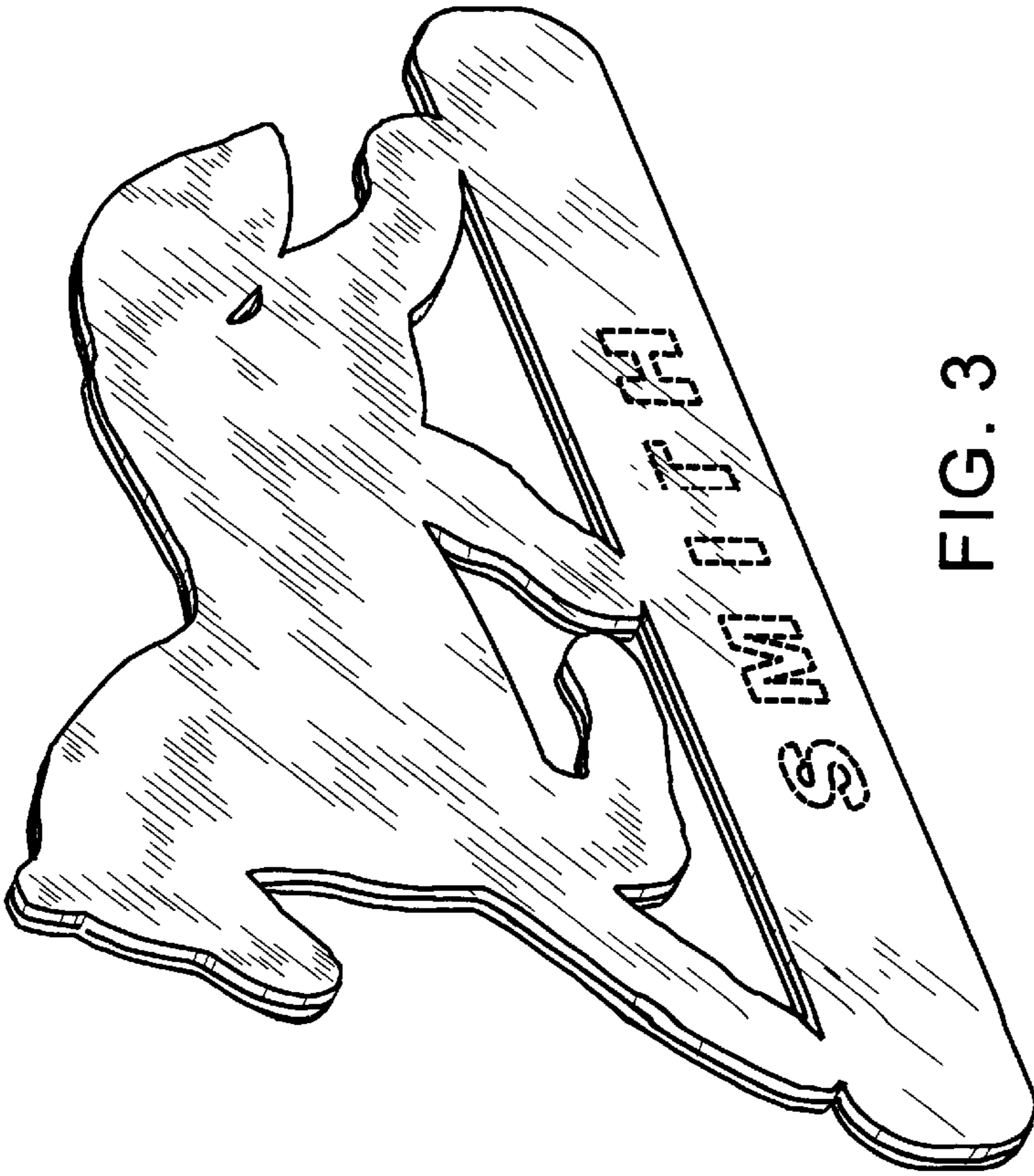


FIG. 3




FIG. 4




FIG. 5



FIG. 6



FIG. 7