



US00D441017S

(12) **United States Design Patent**
Gault et al.

(10) **Patent No.:** **US D441,017 S**

(45) **Date of Patent:** **** Apr. 24, 2001**

(54) **WRITING INSTRUMENT**

(75) Inventors: **Jody Gault**, North Attleboro, MA (US);
Frank Polidoro, Cumberland, RI (US)

(73) Assignee: **The Gillette Company**, Boston, MA
(US)

(**) Term: **14 Years**

(21) Appl. No.: **29/119,232**

(22) Filed: **Feb. 25, 2000**

(51) **LOC (7) Cl.** **19-06**

(52) **U.S. Cl.** **D19/50; D19/55; D19/51;**
D19/56

(58) **Field of Search** D19/35, 36, 41-51,
D19/53-58, 81-85; 401/99, 100, 104-106,
109, 110, 116, 117, 209, 6, 7, 88

(56) **References Cited**

U.S. PATENT DOCUMENTS

D. 79,546	10/1929	Biffar	D74/1
D. 83,672	3/1931	Esterow	.	
D. 138,825	* 9/1944	Waldinger	D19/50
D. 192,836	5/1962	Zierhut	D74/1
D. 204,527	* 4/1966	Bich	D19/49
D. 215,768	10/1969	Horie	D74/24
D. 257,465	10/1980	Zierhut	D19/51
D. 269,189	5/1983	Sakaoka	D19/6
D. 303,549	9/1989	Horntrich	D19/48
D. 314,978	2/1991	Oka	D19/48

D. 366,901	2/1996	Takahashi	D19/51
D. 378,601	3/1997	Sakuno	D19/48
D. 384,105	9/1997	Robert et al.	D19/57
D. 389,131	1/1998	Nagaoka	D14/114
D. 396,058	7/1998	Schmidt et al.	D19/51
D. 398,494	* 9/1998	Bickford et al.	D19/47 X
D. 401,624	* 11/1998	Sakuno	D19/51
D. 404,070	* 1/1999	Hasegawa	D19/51
D. 406,604	3/1999	Andrews et al.	D19/48
D. 413,926	9/1999	Polidoro	D19/48
3,077,691	2/1963	Shea	.	

* cited by examiner

Primary Examiner—Martie K. Holtje

(74) *Attorney, Agent, or Firm*—Marshall, O'Toole,
Gerstein, Murray & Borun

(57) **CLAIM**

The ornamental design for a writing instrument, as shown
and described.

DESCRIPTION

FIG. 1 is perspective view as seen from the top, front and left
side of a writing instrument showing our new design;
FIG. 2 is a front elevational view thereof;
FIG. 3 is a left side elevational view thereof where the right
side view is a mirror image;
FIG. 4 is a rear elevational view thereof;
FIG. 5 is a top elevational view thereof; and,
FIG. 6 is a bottom elevational view thereof.

1 Claim, 3 Drawing Sheets

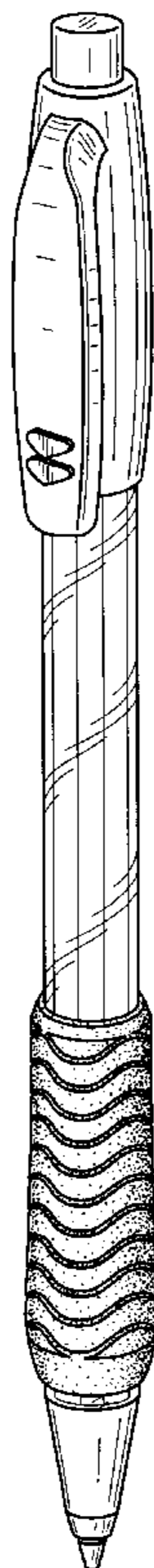


FIG. 1

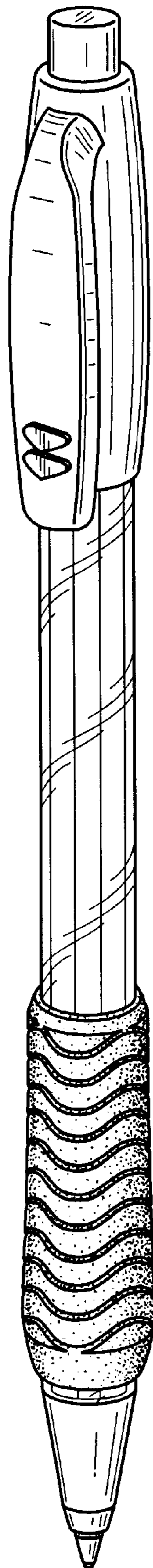


FIG. 2

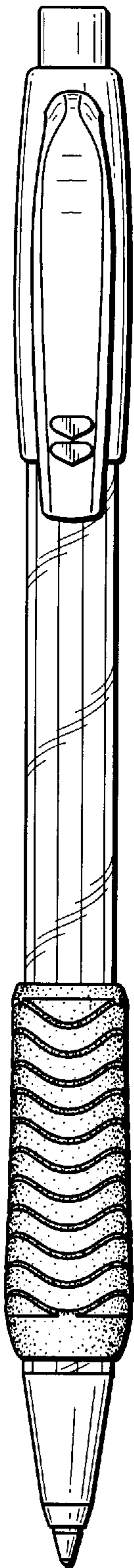


FIG. 3

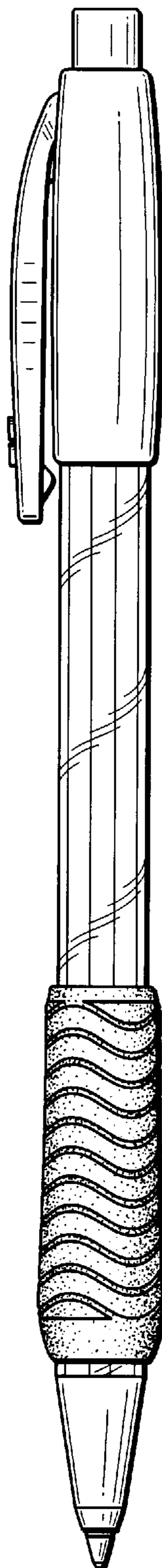


FIG. 4

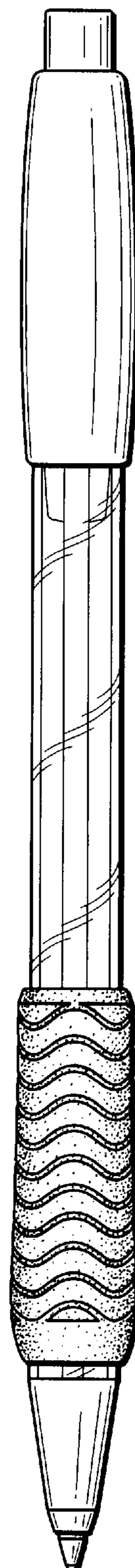


FIG. 5




FIG. 6

