



US00D441010S

(12) **United States Design Patent**  
**Miyahara et al.**

(10) **Patent No.:** **US D441,010 S**

(45) **Date of Patent:** **\*\* Apr. 24, 2001**

(54) **LABEL PRINTER WITH A MOUSE PAD FOR A COMPUTER**

D. 424,606 \* 5/2000 Yatabe ..... D18/19  
4,253,774 \* 3/1981 Hanakata et al. .... 400/613

(75) Inventors: **Akihiro Miyahara**, Kunitachi; **Haruki Ohta**, Tokyo, both of (JP)

\* cited by examiner

(73) Assignee: **Casio Keisanki Kabushiki Kaisha**, Tokyo (JP)

*Primary Examiner*—Melody N. Brown  
(74) *Attorney, Agent, or Firm*—Frishauf, Holtz, Goodman, Langer & Chick, P.C.

(\*\*) Term: **14 Years**

(57) **CLAIM**

(21) Appl. No.: **29/125,348**

The ornamental design for a label printer with a mouse pad for a computer, as shown.

(22) Filed: **Jun. 22, 2000**

**DESCRIPTION**

(51) **LOC (7) Cl.** ..... **18-01**

(52) **U.S. Cl.** ..... **D18/19**

(58) **Field of Search** ..... D18/19, 50-55;  
400/613, 613.1-613.4, 690.1-690.4; 399/107,  
108, 391-399; 347/222, 245, 263

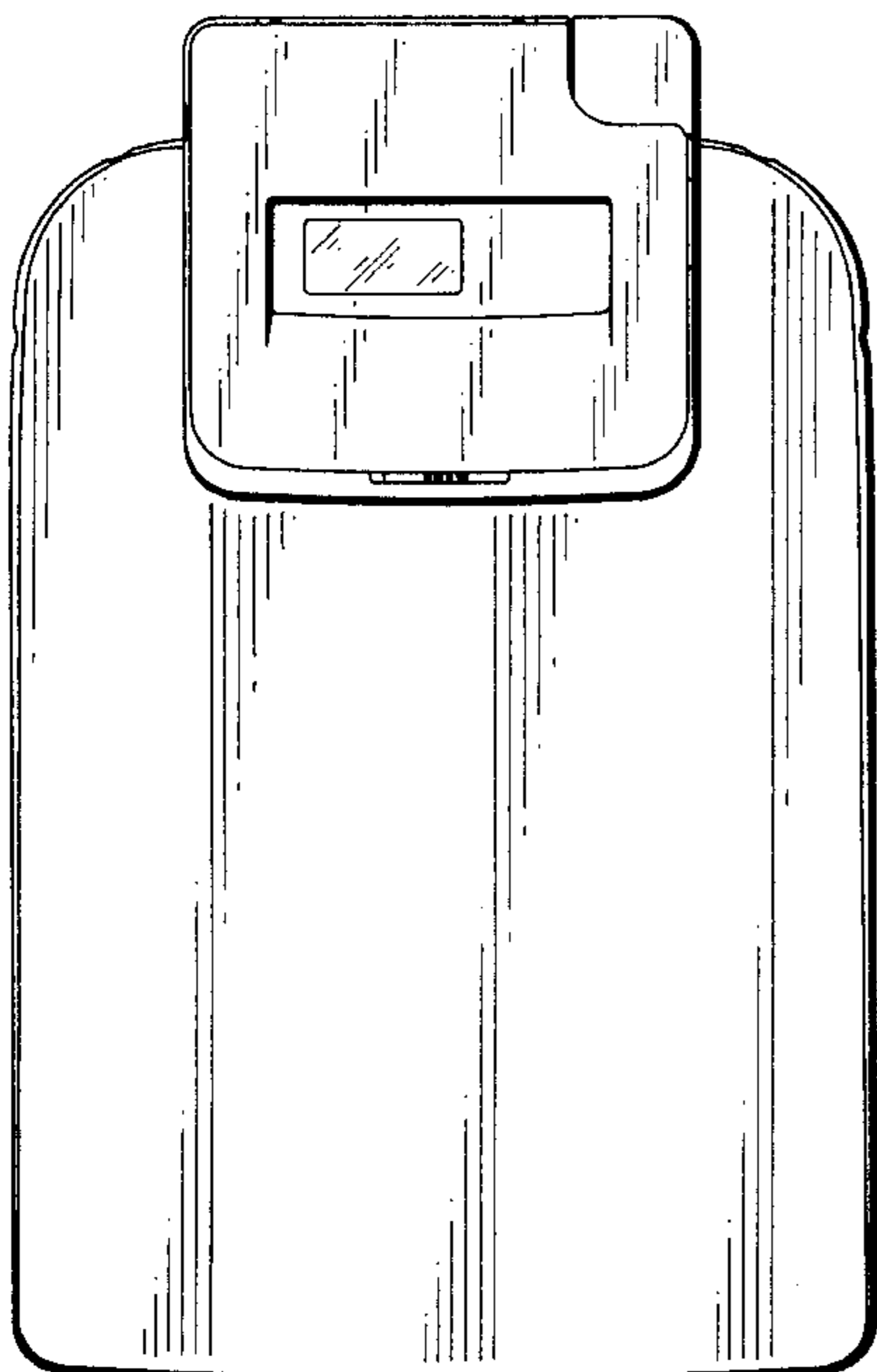
FIG. 1 is a front elevational view of a label printer with a mouse pad for a computer, showing our new design;  
FIG. 2 is a rear elevational view thereof;  
FIG. 3 is a top plan view thereof;  
FIG. 4 is a bottom plan view thereof;  
FIG. 5 is a right side elevational view thereof; and,  
FIG. 6 is a left side elevational view thereof.

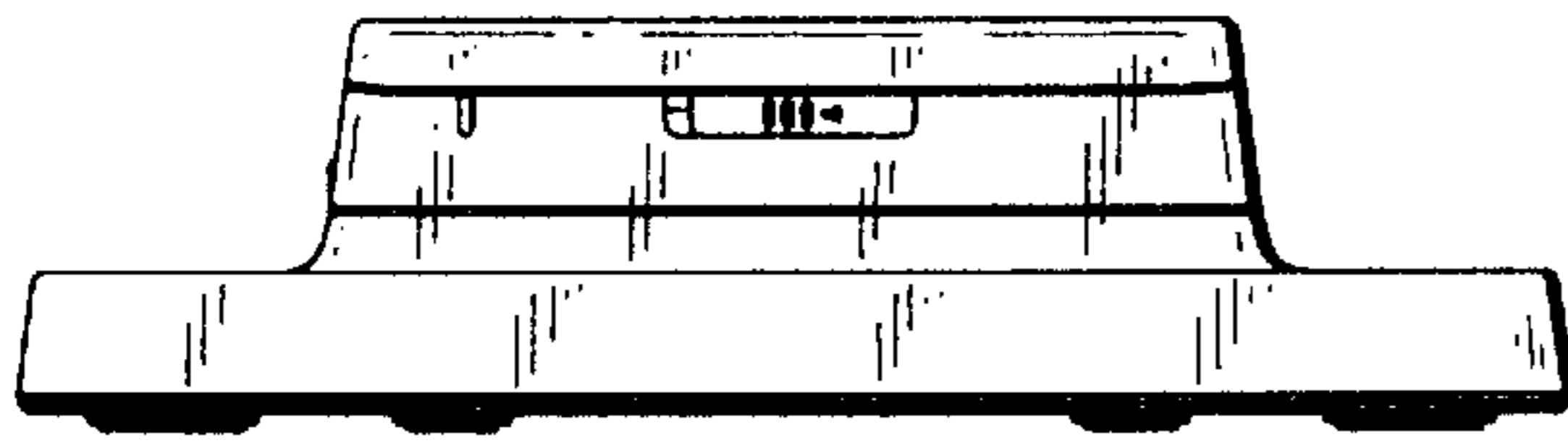
(56) **References Cited**

**U.S. PATENT DOCUMENTS**

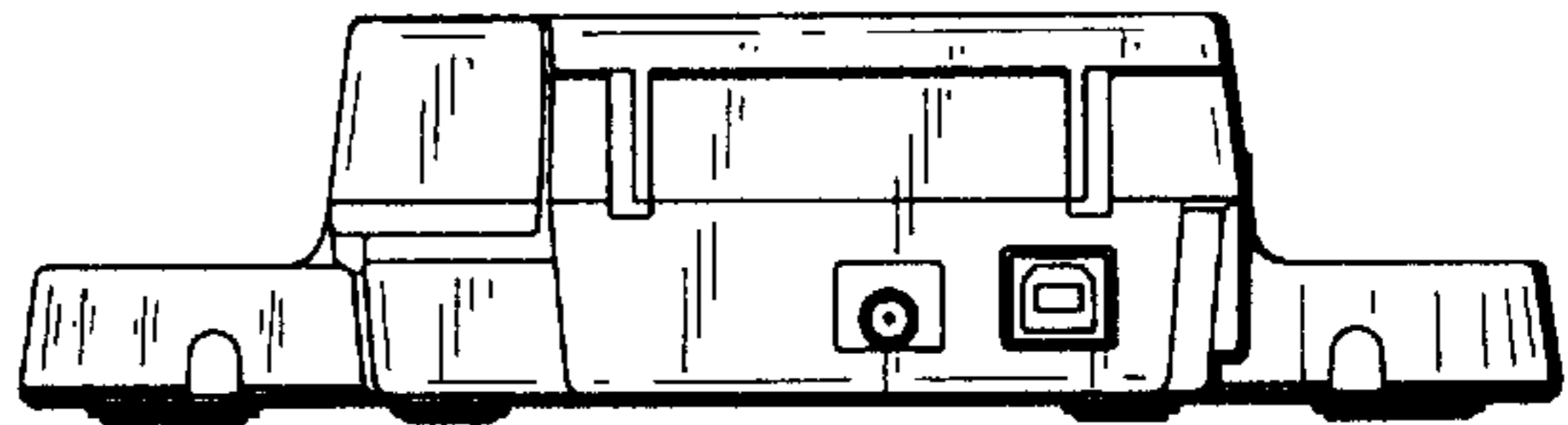
D. 373,784 \* 9/1996 Washizuka et al. .... D18/19

**1 Claim, 1 Drawing Sheet**

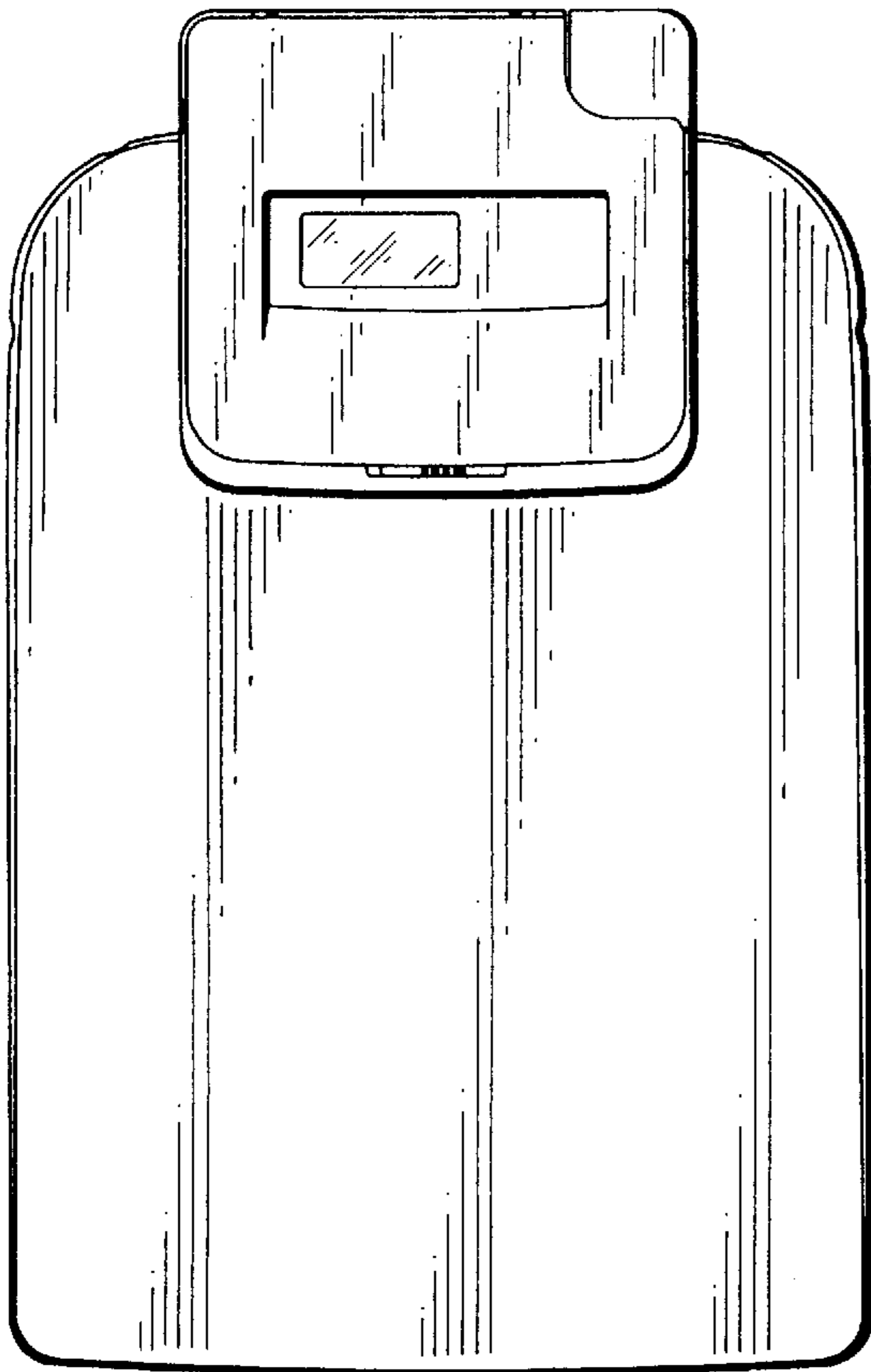




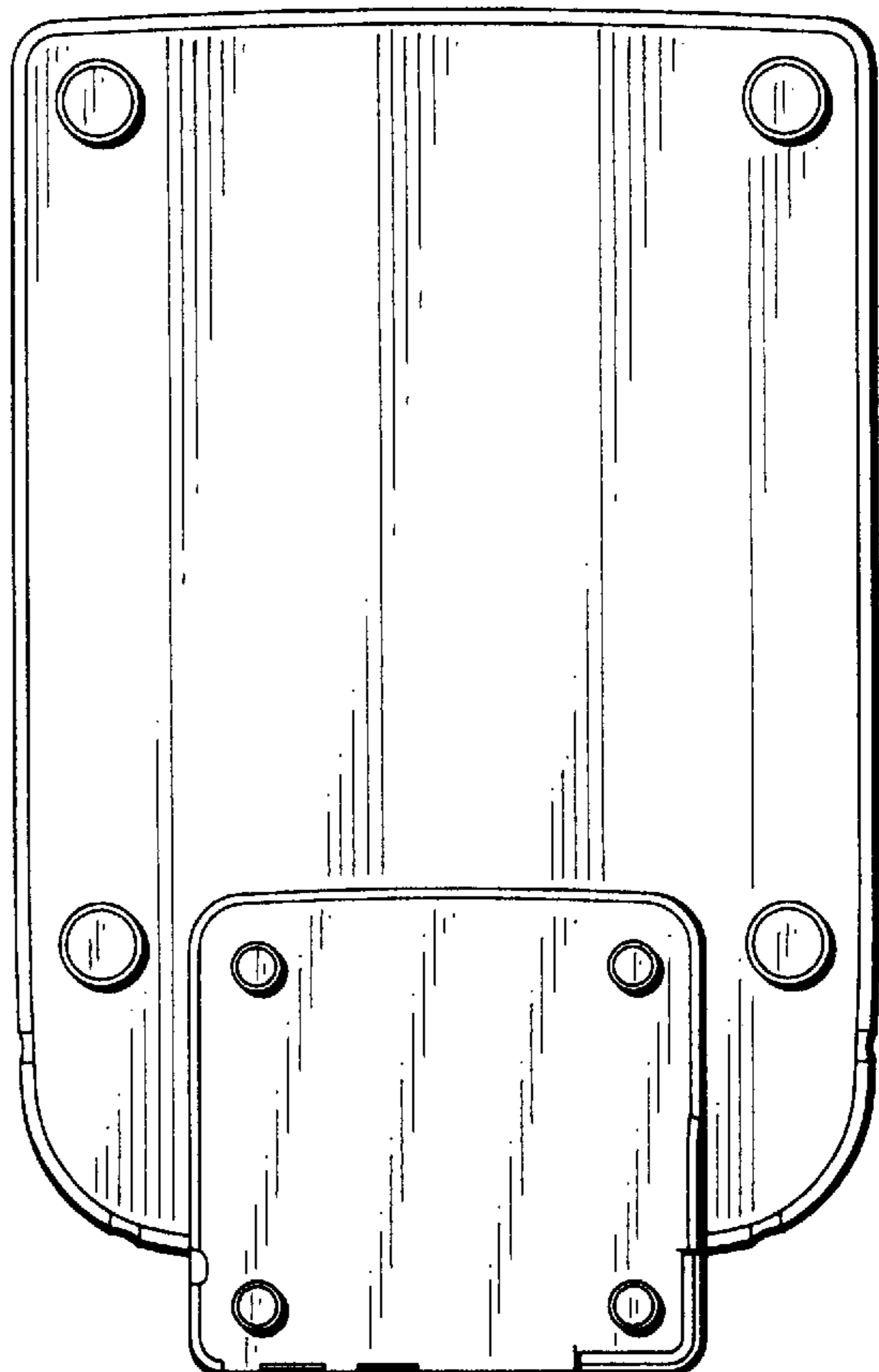
*Fig. 1*



*Fig. 2*




*Fig. 3*



*Fig. 4*



*Fig. 5*



*Fig. 6*