



US00D441004S

(12) **United States Design Patent**
Kondo

(10) **Patent No.:** **US D441,004 S**

(45) **Date of Patent:** **** Apr. 24, 2001**

(54) **ELECTRIC CONTRABASS**

(75) Inventor: **Masao Kondo**, Shizuoka-ken (JP)

(73) Assignee: **Yamaha Corporation**, Shizuoka-ken (JP)

(**) Term: **14 Years**

(21) Appl. No.: **29/124,871**

(22) Filed: **Jun. 13, 2000**

(30) **Foreign Application Priority Data**

Dec. 14, 1999 (JP) 11-34270

(51) **LOC (7) Cl.** **17-03**

(52) **U.S. Cl.** **D17/14; D17/14**

(58) **Field of Search** D17/14, 17, 18,
D17/19, 20; 84/267, 291, 274, 275, 276,
277, 726, 731, 735

(56) **References Cited**

U.S. PATENT DOCUMENTS

D. 360,219 * 7/1995 McCann D17/14

D. 403,013 * 12/1998 Honda D17/17

D. 419,587 * 1/2000 Okamura D17/14

4,242,938 * 1/1981 Zalinge 84/731

6,008,440 * 12/1999 Yamada 84/291

* cited by examiner

Primary Examiner—Adir Aronovich

(74) *Attorney, Agent, or Firm*—Weingarten, Schurgen,
Gagnebin & Hayes LLP

(57) **CLAIM**

The ornamental design for an electric contrabass, as shown.

DESCRIPTION

FIG. 1 is a front view of an electric contrabass;

FIG. 2 is a left-side view thereof;


FIG. 3 is a rear view thereof;

FIG. 4 is a right-side view thereof;

FIG. 5 is a top view thereof; and,

FIG. 6 is a bottom view thereof.

1 Claim, 3 Drawing Sheets



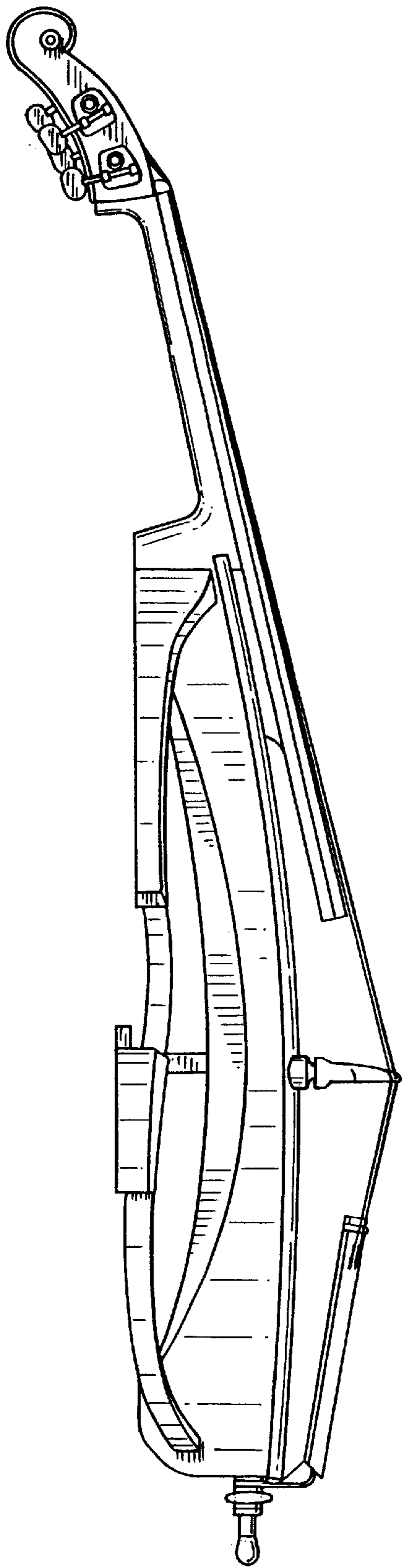


FIG. 2




FIG. 1

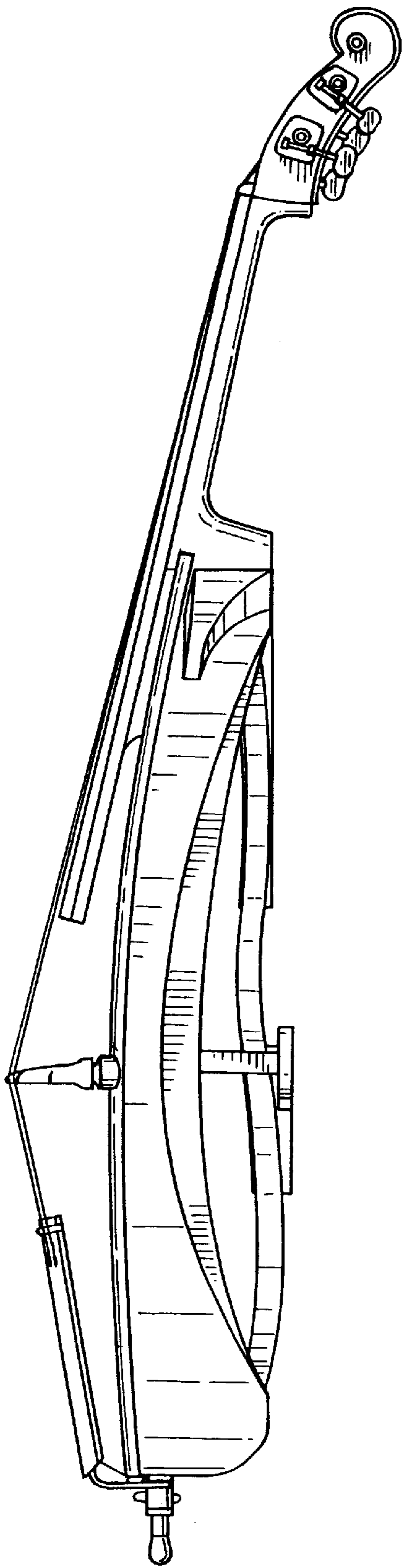


FIG. 4

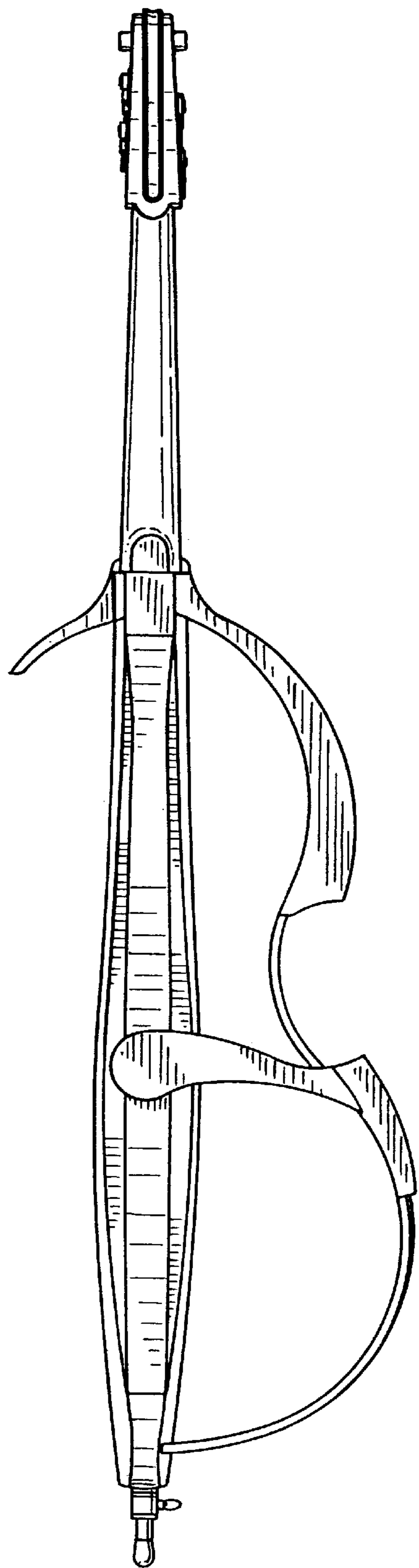


FIG. 3

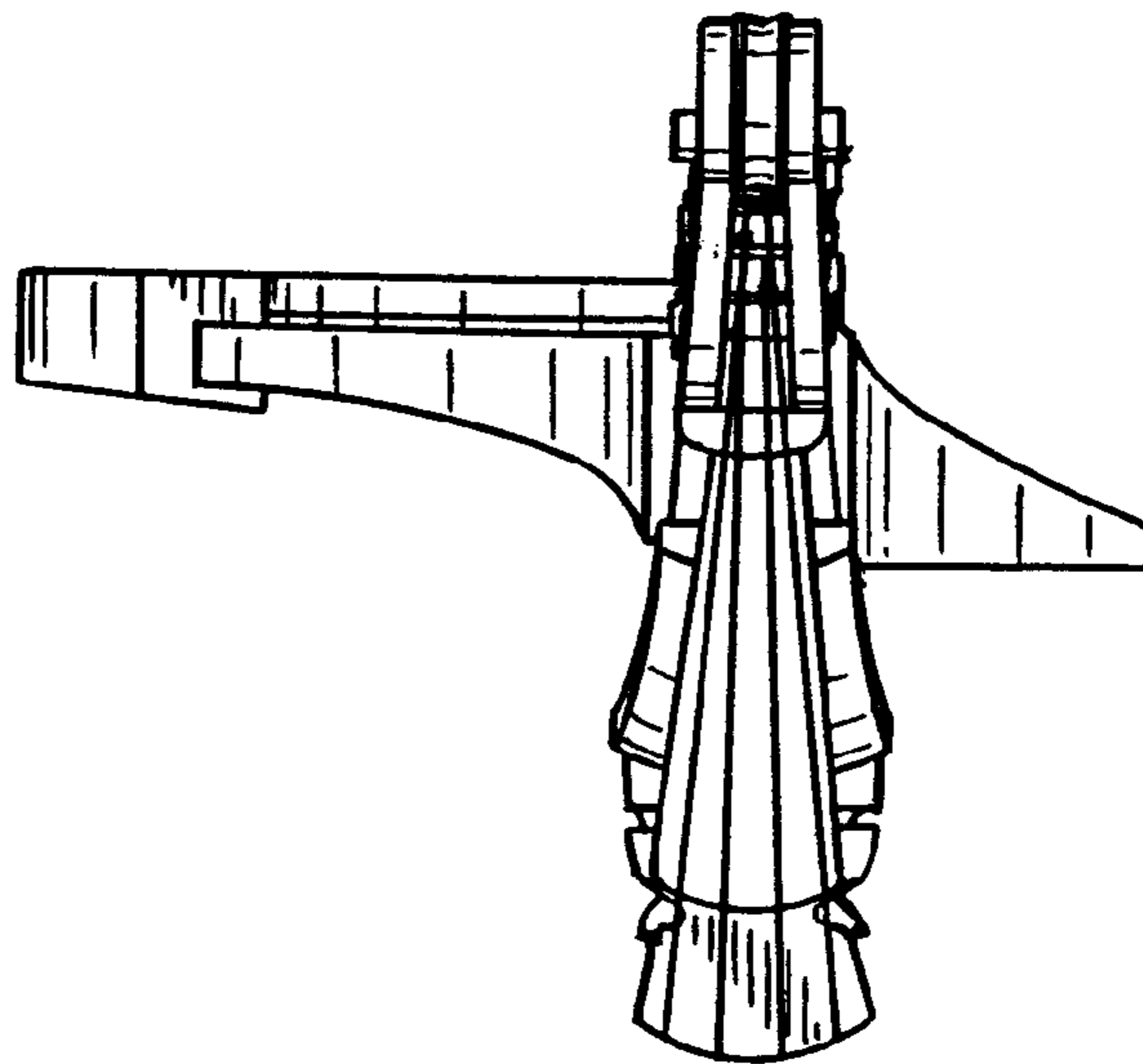


FIG. 5

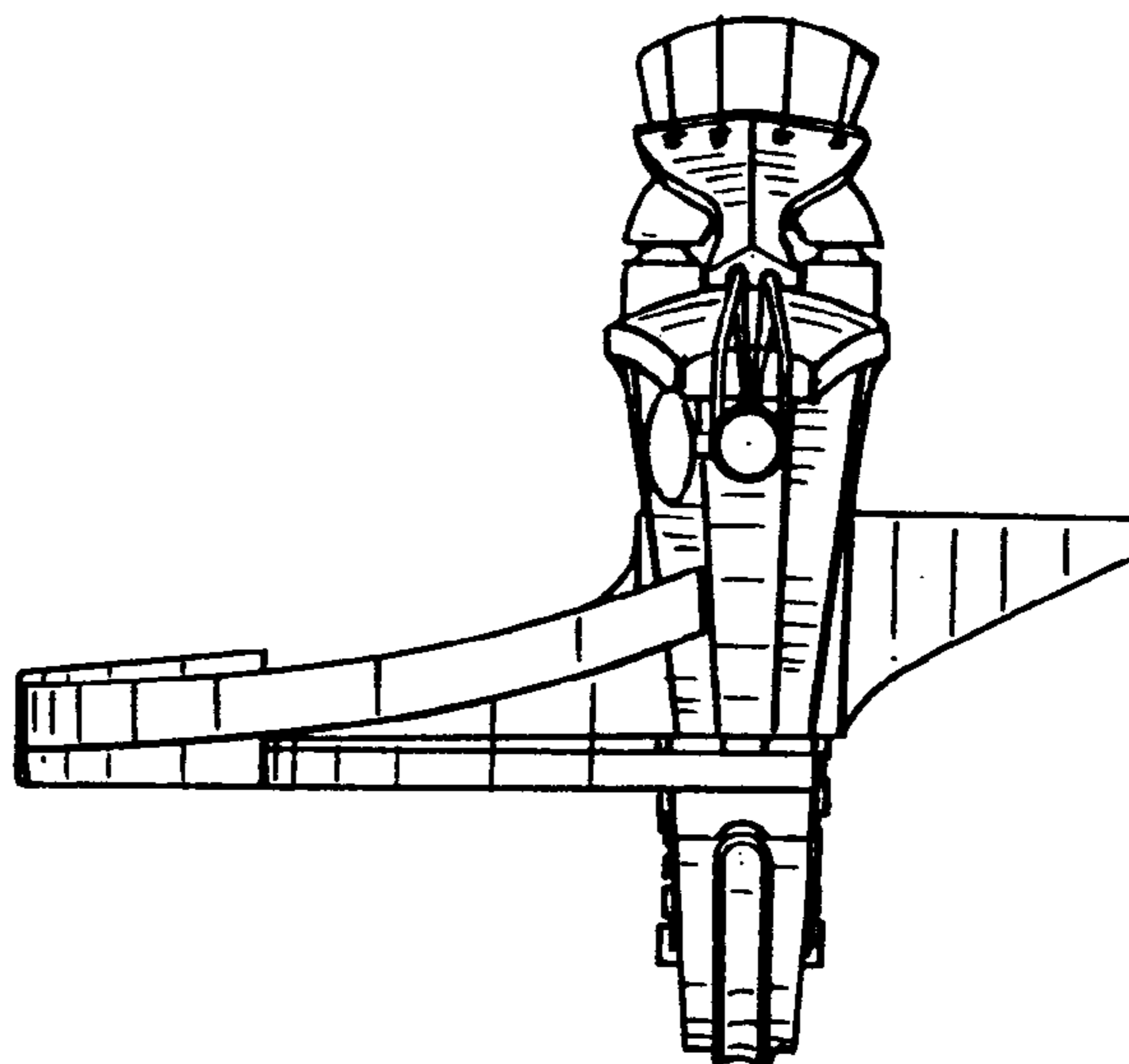


FIG. 6