



US00D441002S

(12) **United States Design Patent**
Stark et al.

(10) **Patent No.:** **US D441,002 S**

(45) **Date of Patent:** **** Apr. 24, 2001**

(54) **EYEGLASS FRAME**

(75) Inventors: **Laurie Stark**, Hollywood, CA (US);
Laura McCarthy; Martin McCarthy,
both of New York, NY (US)

(73) Assignee: **Chrome Hearts, Inc.**, Hollywood, CA
(US)

(**) Term: **14 Years**

(21) Appl. No.: **29/127,436**

(22) Filed: **Aug. 4, 2000**

(51) **LOC (7) Cl.** **16-06**

(52) **U.S. Cl.** **D16/323; D16/334; D16/328**

(58) **Field of Search** D16/101, 300-330,
D16/334-338, 341; 351/41, 44, 51, 52,
111, 121, 153, 158

(56) **References Cited**

U.S. PATENT DOCUMENTS

D. 174,210	*	3/1955	Belgard	D16/324
D. 185,663	*	7/1959	Gaboriault	D16/341
D. 285,210	*	8/1986	Marchi et al.	D16/323
D. 398,330	*	9/1998	Lin	D16/323

D. 403,345	*	12/1998	Flanagan	D16/327
D. 419,176	*	1/2000	Brune	D16/326
3,475,084	*	10/1969	Gil	351/153
4,806,008	*	2/1989	Tarloff	351/51
5,598,231	*	1/1997	Lin	351/44
6,027,215	*	2/2000	Hsu	351/153
6,036,309	*	3/2000	Liu	351/158
6,095,646	*	8/2000	Montagner	351/153

* cited by examiner

Primary Examiner—Raphael Barkai

(74) *Attorney, Agent, or Firm*—Robert L. Tucker


(57) **CLAIM**

The ornamental design for an eyeglass frame, as shown and described.

DESCRIPTION

FIG. 1 is a top plan view;
FIG. 2 is a cross section taken along line 2—2 in FIG. 1;
FIG. 3 is a side elevational view;
FIG. 4 is a front elevation;
FIG. 5 is a rear elevation; and,
FIG. 6 is a bottom plan view.

1 Claim, 4 Drawing Sheets



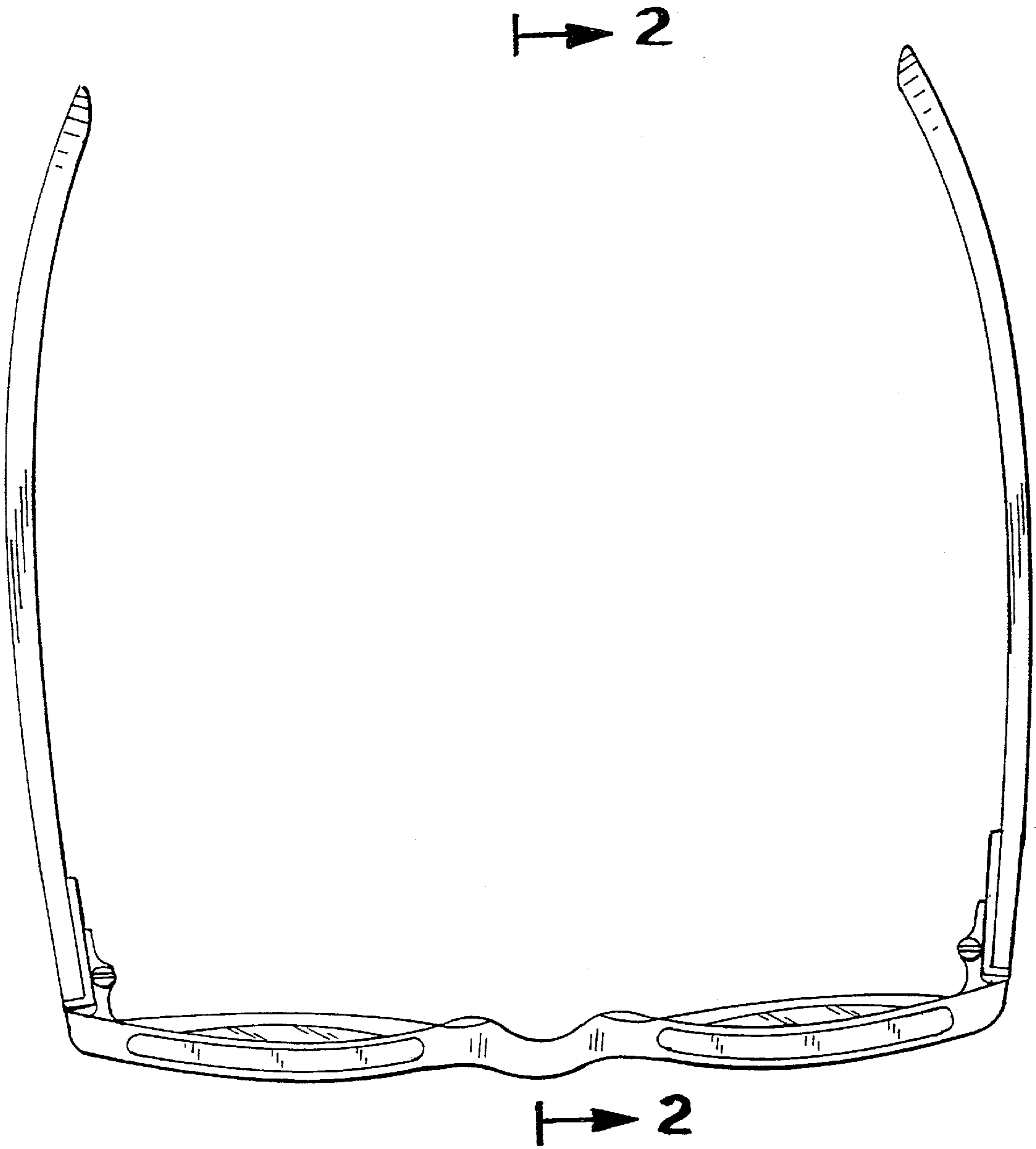


FIG. 1




FIG. 3




FIG. 2

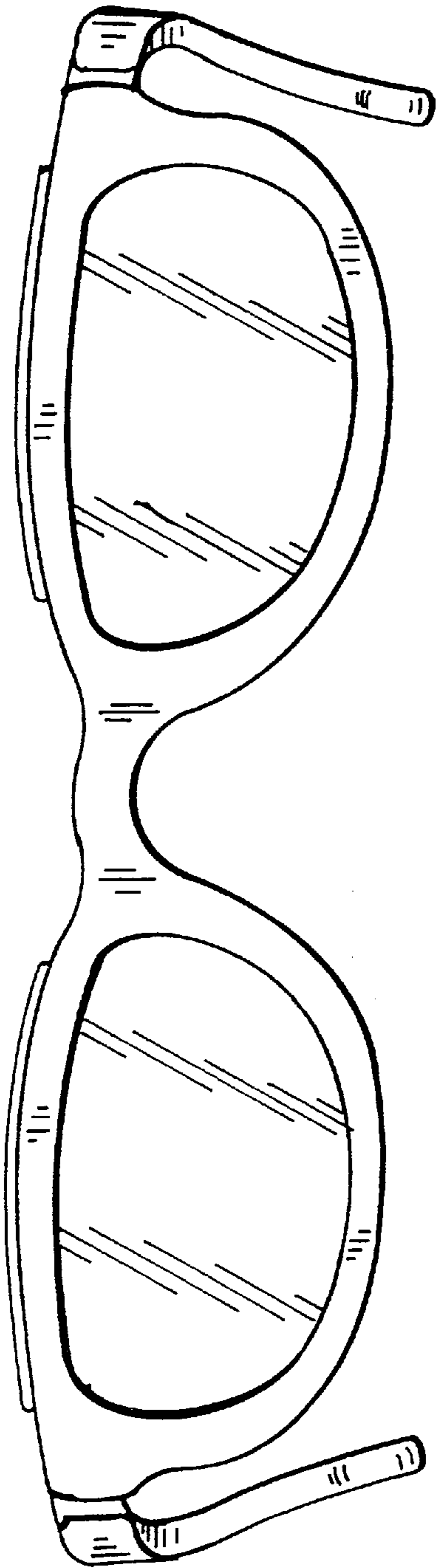


FIG. 4

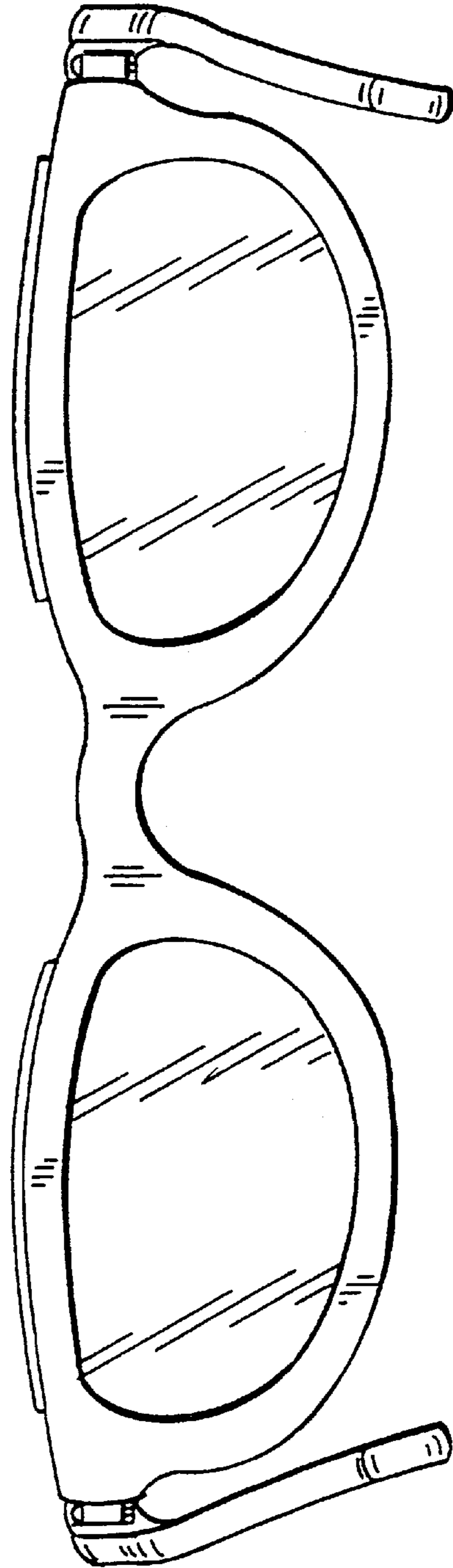


FIG. 5

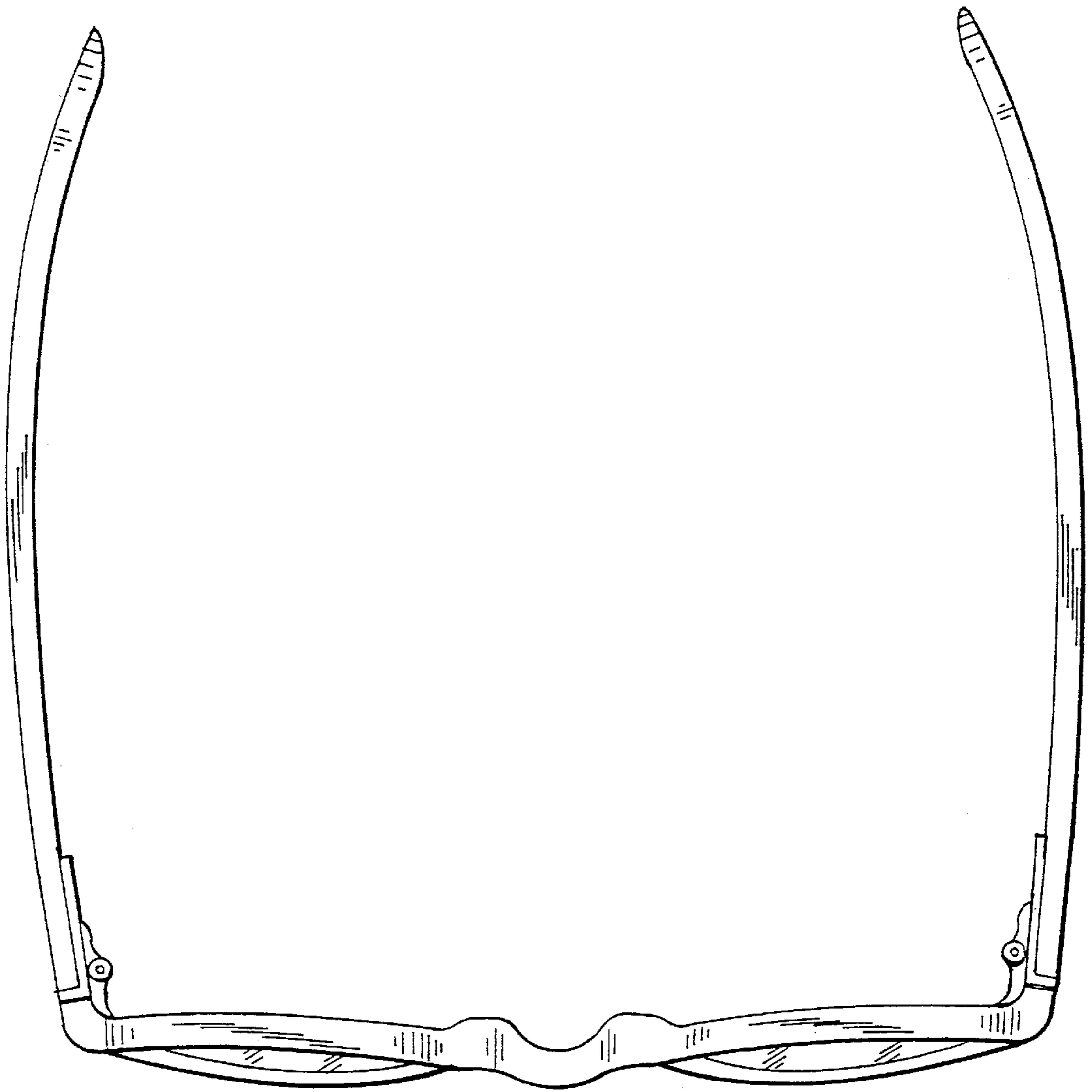


FIG. 6