



US00D440984S

(12) **United States Design Patent**  
**Norfleet**

(10) **Patent No.:** **US D440,984 S**

(45) **Date of Patent:** **\*\* Apr. 24, 2001**

(54) **EXTERNAL BATTERY COMPARTMENT WITH INCORPORATED STEP FOR A TRACTOR**

(76) **Inventor:** **Paul W. Norfleet**, 2802 NW. SR 45, Newberry, FL (US) 32669

(\*\*) **Term:** **14 Years**

(21) **Appl. No.:** **29/115,525**

(22) **Filed:** **Dec. 15, 1999**

(51) **LOC (7) Cl.** ..... **15-04**

(52) **U.S. Cl.** ..... **D15/28; D25/63**

(58) **Field of Search** ..... **D3/905; D15/10, D15/22-28; D25/63, 65; 180/68.5**

(56) **References Cited**

**U.S. PATENT DOCUMENTS**

D. 354,210	*	1/1995	Dickinson et al.	.....	D25/63
D. 355,828	*	2/1995	Dickinson et al.	.....	D25/63
D. 393,943	*	5/1998	Franklin et al.	.....	D3/905
3,667,563	*	6/1972	Korb et al.	.....	180/68.5
4,074,788	*	2/1978	Joubert	.....	180/89.12
5,593,167	*	1/1997	Barnhardt et al.	.....	180/68.5

\* cited by examiner

*Primary Examiner*—Sandra L. Morris

(74) *Attorney, Agent, or Firm*—Saliwanchik, Lloyd & Saliwanchik

(57) **CLAIM**

The ornamental design for a external battery compartment with incorporated step for a tractor, as shown and described.

**DESCRIPTION**

FIG. 1 is a perspective view of a external battery compartment with incorporated step for a tractor showing my new design.

FIG. 2 is a front plan view of a external battery compartment with incorporated step for a tractor.

FIG. 3 is a first side view of a external battery compartment with incorporated step for a tractor.

FIG. 4 is a second side view of a external battery compartment with incorporated step for a tractor.

FIG. 5 is a perspective view of a external battery compartment with incorporated step for a tractor with the cover open; and,


FIG. 6 is a front plan view of a external battery compartment with incorporated step for a tractor with the cover open.

The Attachment Portion shown in FIGS. 2, 3, and 6 is not shown in FIGS. 1, 4, and 5 for clarity of illustration.

The external battery compartment design depicted in FIGS. 1-6 will be understood to be that of a first side of a tractor, with the opposite side external battery compartment being essentially a mirror image thereof.

The bottom and rear views are omitted as they do not form part of my claimed design.

**1 Claim, 3 Drawing Sheets**








FIG. 1




FIG. 2






FIG. 3




FIG. 4






FIG. 5




FIG. 6