



US00D440965S

(12) **United States Design Patent**
Inoue

(10) **Patent No.:** **US D440,965 S**

(45) **Date of Patent:** **** Apr. 24, 2001**

(54) **ANTENNA**

(75) **Inventor:** **Shigemi Inoue**, Hyogo-ken (JP)

(73) **Assignee:** **DX Antenna Company, Limited**, Kobe (JP)

(**) **Term:** **14 Years**

(21) **Appl. No.:** **29/123,876**

(22) **Filed:** **May 23, 2000**

(30) **Foreign Application Priority Data**

Jan. 26, 2000 (GB) 2089837

(51) **LOC (7) Cl.** **14-03**

(52) **U.S. Cl.** **D14/235; D14/230; 343/834**

(58) **Field of Search** **D14/230-238; 343/901, 823, 834, 815, 818, 819**

(56) **References Cited**

U.S. PATENT DOCUMENTS

D. 132,380	*	5/1942	Page	D14/230
D. 229,832	*	1/1974	Finkel	D14/230
D. 265,905	*	8/1982	Bogner	D14/230
D. 364,874		12/1995	Cheng	.	
D. 427,997	*	7/2000	Inoue	D14/235
2,819,463	*	1/1958	Vail et al.	343/815
3,228,031	*	1/1966	Kitamura et al.	343/818
3,495,250	*	2/1970	Farran et al.	343/834
4,028,709	*	7/1977	Berkowitz et al.	343/819

FOREIGN PATENT DOCUMENTS

1044490 6/1987 (GB) .

* cited by examiner

Primary Examiner—Louis S. Zarfes

Assistant Examiner—Gregory Andoll

(74) *Attorney, Agent, or Firm*—Duane, Morris & Heckscher LLP

(57) **CLAIM**

The ornamental design for an antenna, as shown and described.

DESCRIPTION

FIG. 1 is a front, right side perspective view of an antenna showing my new design;

FIG. 2 is a front elevational view of the antenna shown in FIG. 1;

FIG. 3 is a rear elevational view of the antenna shown in FIG. 1;

FIG. 4 is a top plan view of the antenna shown in FIG. 1;

FIG. 5 is a bottom plan view of the antenna shown in FIG. 1;

FIG. 6 is a left side elevational view of the antenna shown in FIG. 1;

FIG. 7 is a right side elevational view of the antenna shown in FIG. 1; and,

FIG. 8 is a top plan view of the antenna with two retractable antenna rods in their fully retracted positions.

The broken-away showing of the antenna rods indicates that they are of indeterminate length.

1 Claim, 7 Drawing Sheets

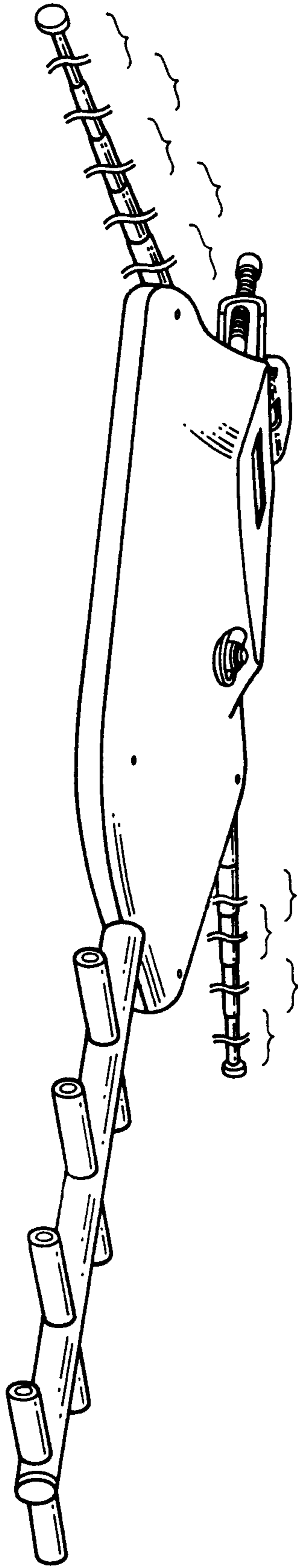


FIG. 1



FIG. 2

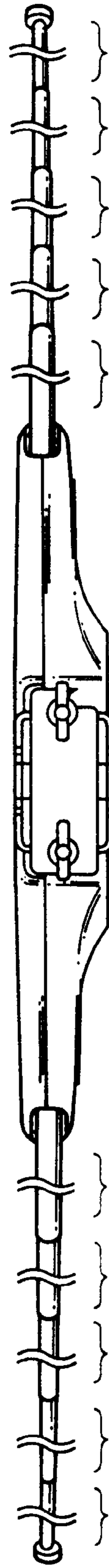
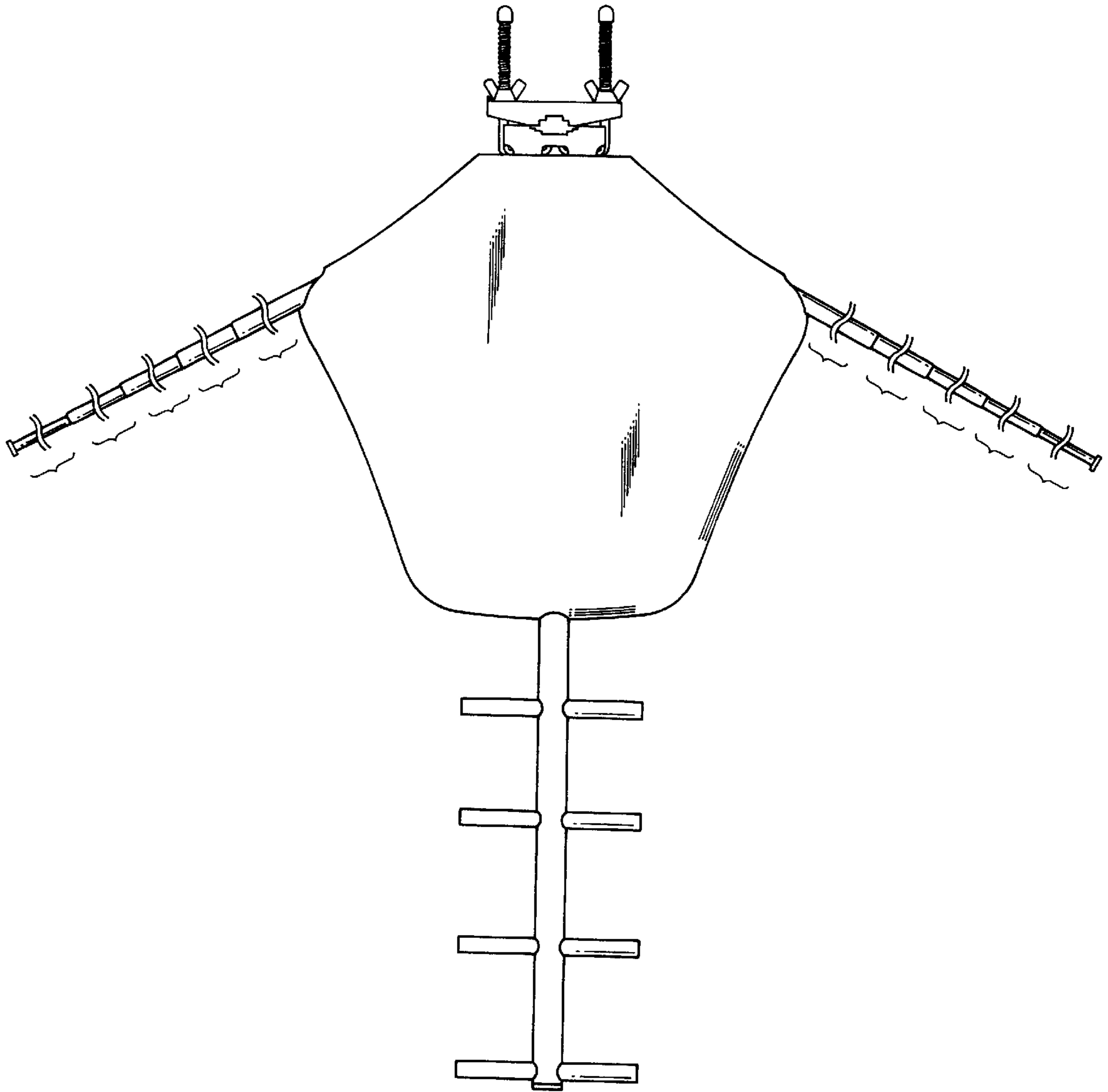


FIG. 3



F I G . 4

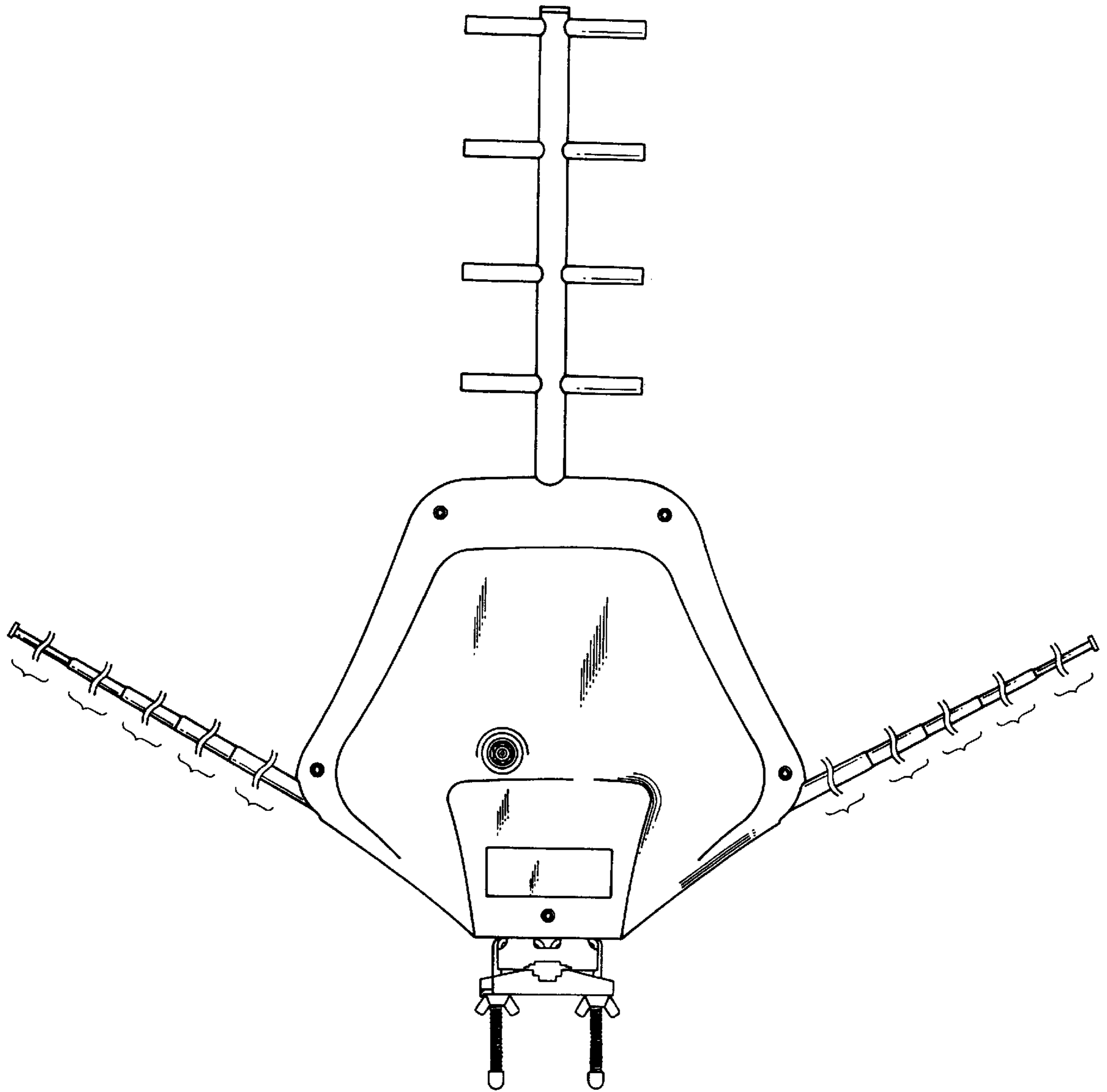



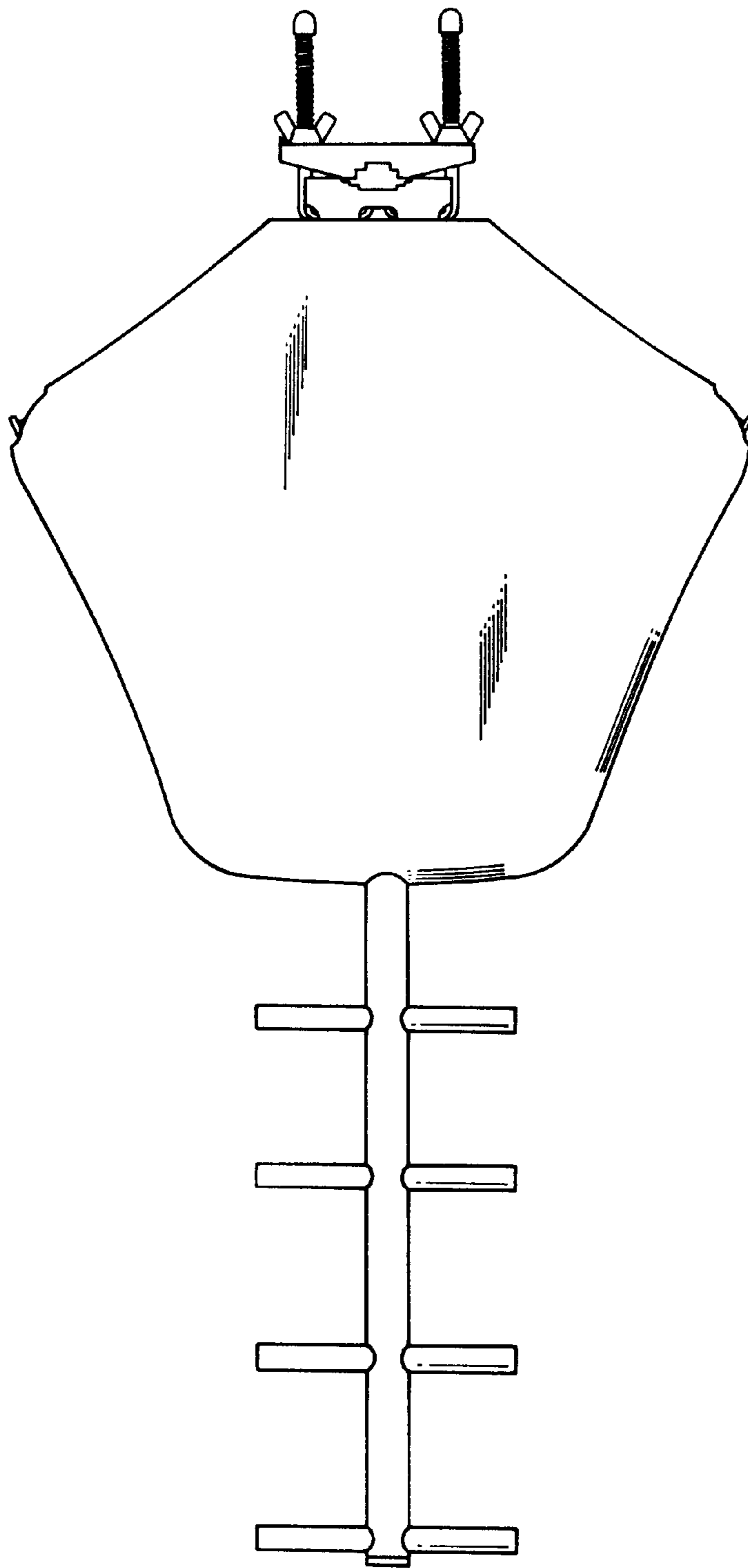
FIG. 5



FIG. 6



F I G . 7



F I G . 8