



US00D440953S

(12) **United States Design Patent**
Omran et al.

(10) **Patent No.:** **US D440,953 S**

(45) **Date of Patent:** **** Apr. 24, 2001**

(54) **TELEPHONE HANDSET**

(75) Inventors: **Mohammed Hassan Omran**, Abu Dhabi (AE); **Alex Toh**, San Diego, CA (US); **Aaron Palumbo**, San Diego, CA (US); **Graham Avis**, San Diego, CA (US); **Charles Curbbun**; **Chris Borowiecki**, both of Carlsbad, CA (US)

(73) Assignee: **Hughes Electronics Corporation**, El Segundo, CA (US)

(**) Term: **14 Years**

(21) Appl. No.: **29/130,429**

(22) Filed: **Oct. 2, 2000**

(51) **LOC (7) Cl.** **14-03**

(52) **U.S. Cl.** **D14/138**

(58) **Field of Search** D14/137, 138, D14/218, 147-148, 247-248; 379/433.434, 419, 420, 428, 440; 455/500-575, 90

(56) **References Cited**

U.S. PATENT DOCUMENTS

D. 370,222	*	5/1996	Kajita et al.	D14/138
D. 391,253	*	2/1998	Meyer	D14/138
D. 393,857	*	4/1998	Park	D14/138
D. 396,230	*	7/1998	Phillips et al.	D14/138
D. 411,994	*	7/1999	Nakahara et al.	D14/138
D. 412,704	*	8/1999	Vuolteenaho et al.	D14/138
D. 413,325	*	8/1999	Lee	D14/138
D. 427,984	*	7/2000	Anderson et al.	D14/138
D. 428,401	*	7/2000	Curtis	D14/138

D. 428,867	*	8/2000	Komuta	D14/138
D. 429,708	*	8/2000	Kodera et al.	D14/138
D. 430,858	*	9/2000	Nakahara et al.	D14/138
D. 433,003	*	10/2000	Chen et al.	D14/138
D. 433,397	*	11/2000	Ogawa	D14/138
6,006,074	*	12/1999	De Larminat et al.	455/90
6,084,962	*	7/2000	Plenge	379/433
6,097,964	*	8/2000	Nuovo et al.	455/550

* cited by examiner

Primary Examiner—Jeffrey Asch

(74) *Attorney, Agent, or Firm*—John T. Whelan; Michael W. Sales

(57) **CLAIM**

The ornamental design for a telephone handset, as shown and described.

DESCRIPTION

FIG. 1 is a front elevation view;
 FIG. 2 is a left side elevation view;
 FIG. 3 is a right side elevation view on an enlarged scale compared to FIG. 1;
 FIG. 4 is a top plan view on an enlarged scale compared to FIG. 3;
 FIG. 5 is a bottom plan view on an enlarged scale compared to FIG. 3;
 FIG. 6 is a rear plan view on an enlarged scale compared to FIG. 1;
 FIG. 7 is a perspective view on an enlarged scale compared to FIG. 1; and,
 FIG. 8 is a perspective view on an enlarged scale compared to FIG. 1.

1 Claim, 6 Drawing Sheets

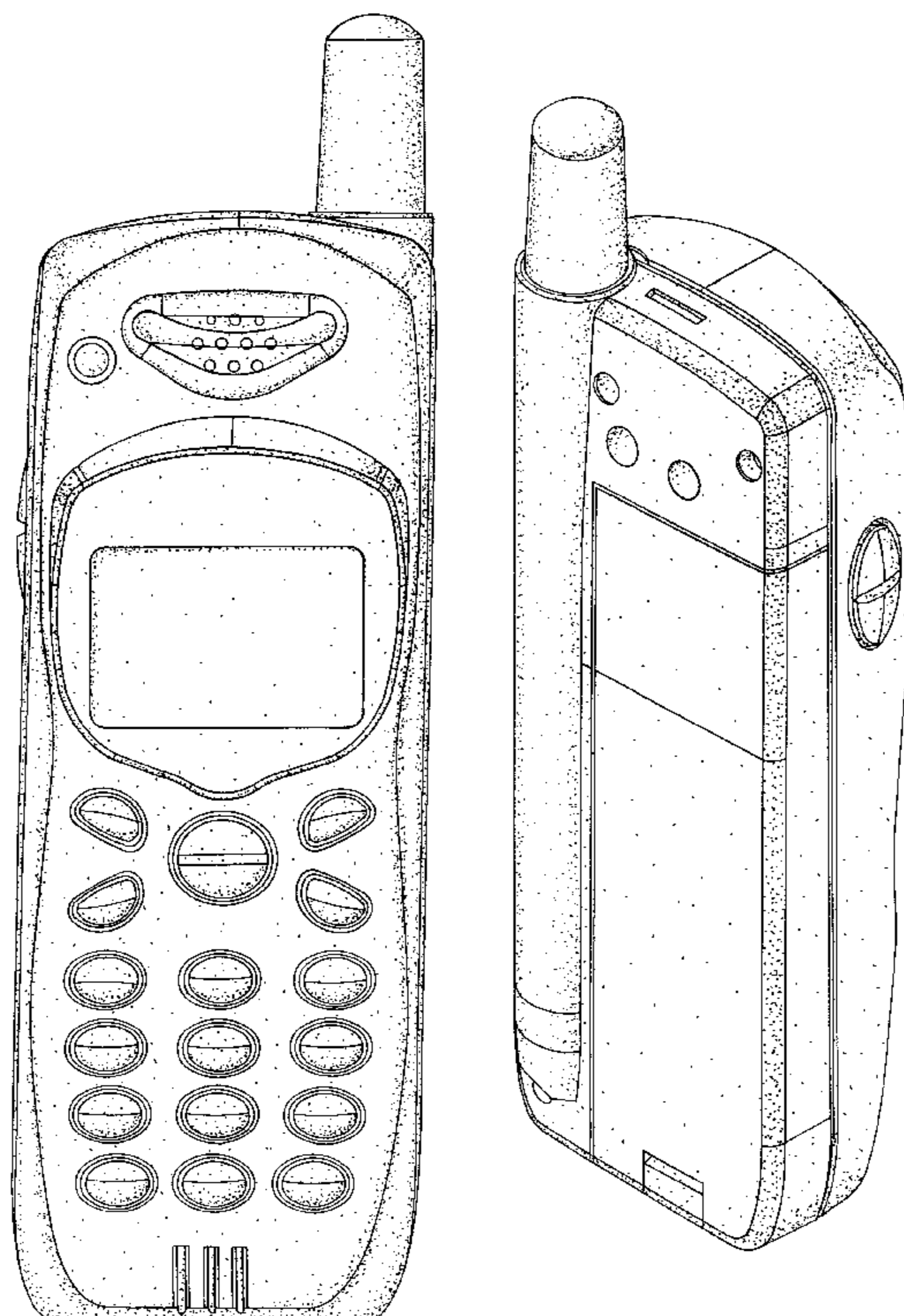


Figure 1

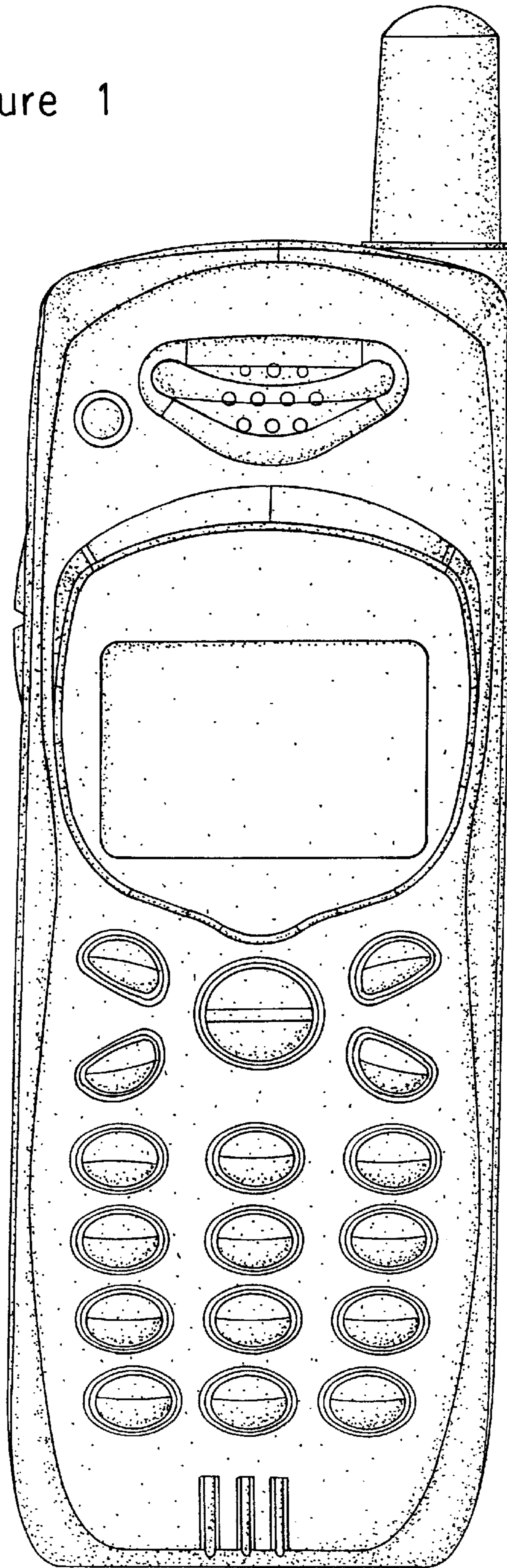


Figure 2

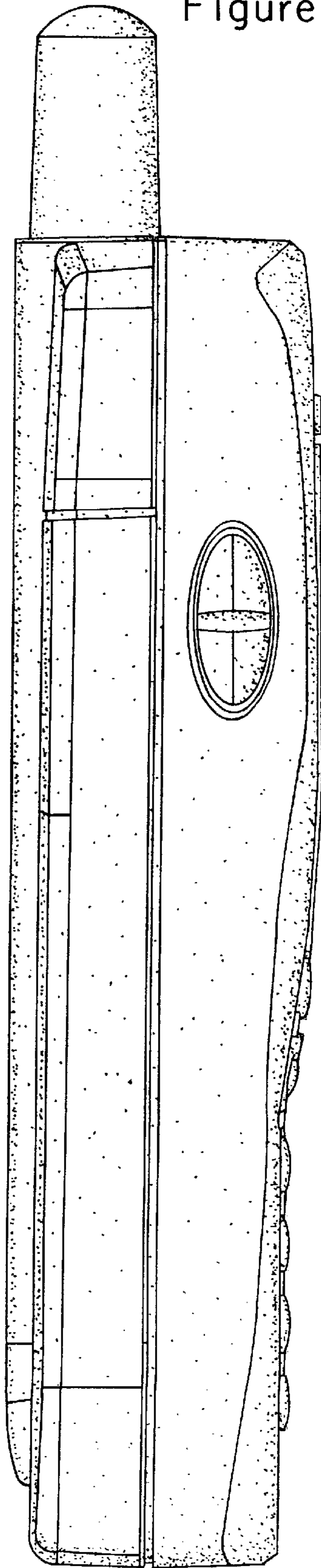


Figure 3

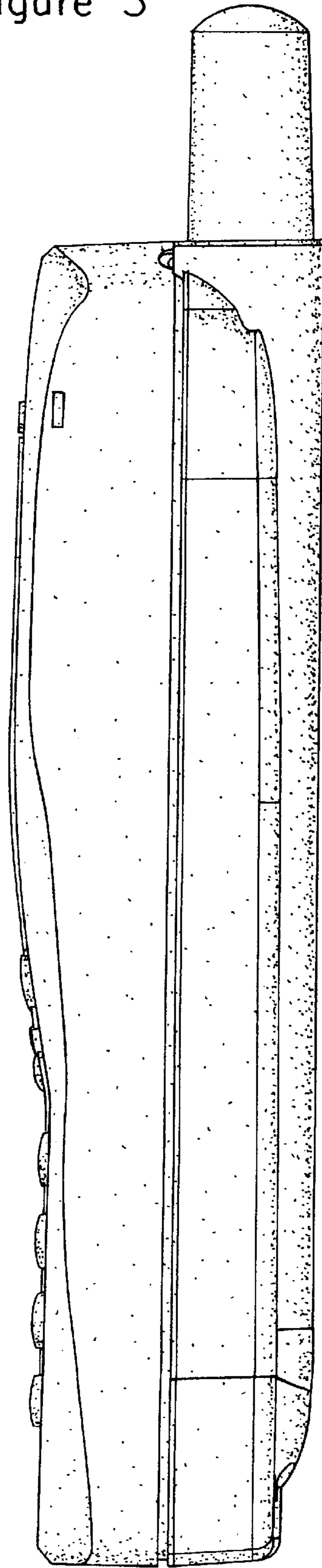


Figure 4

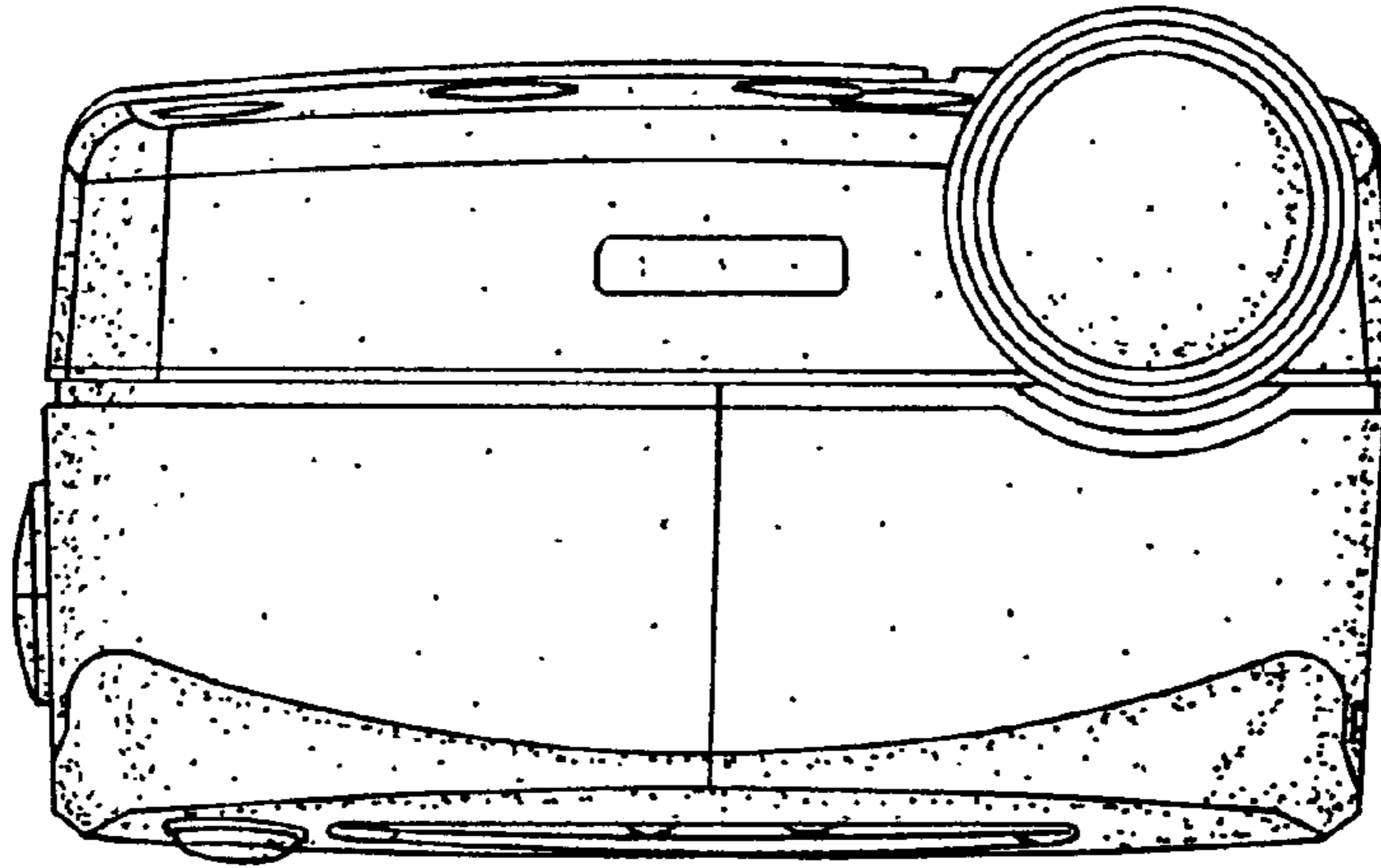


Figure 5

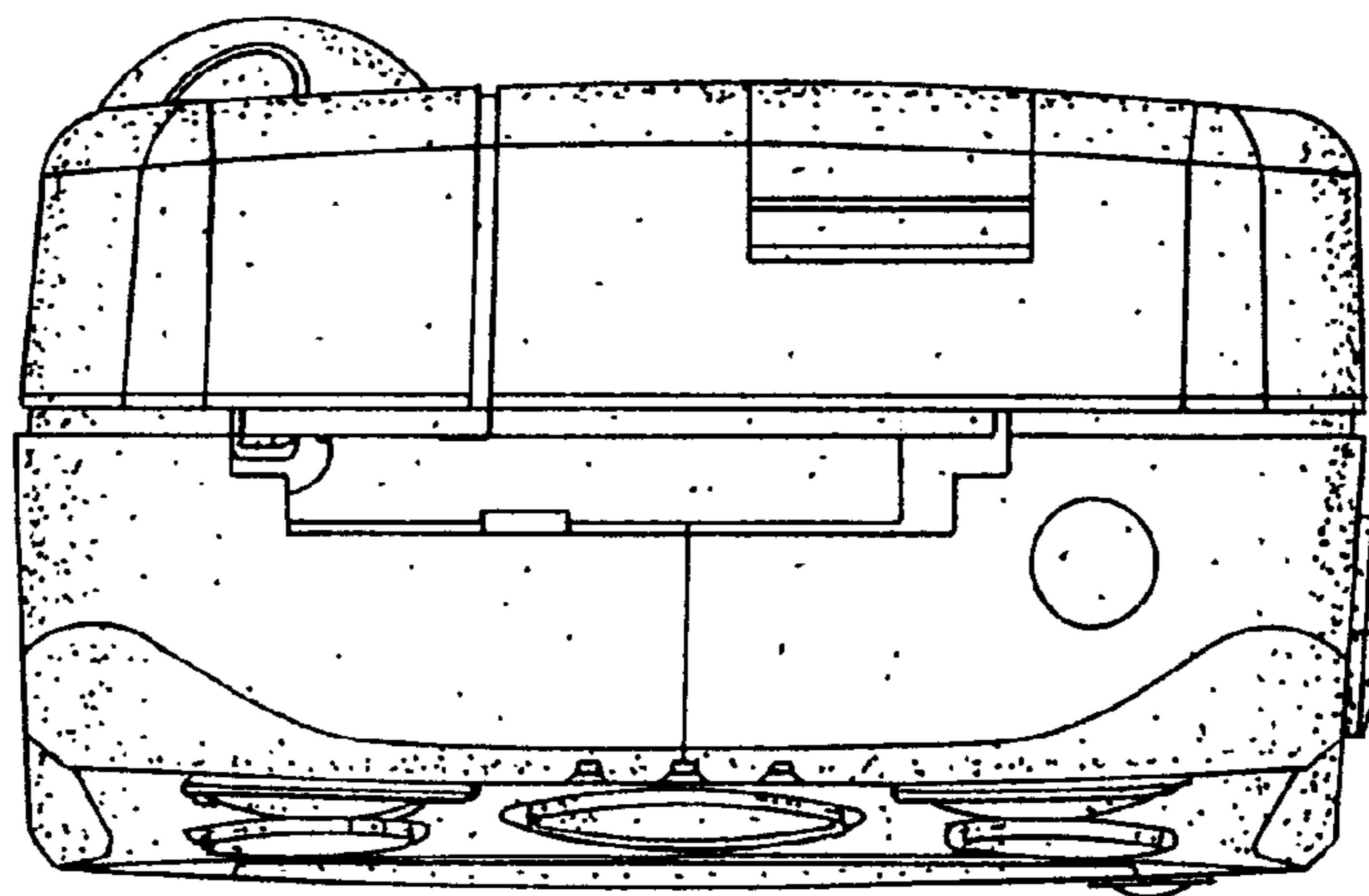


Figure 6

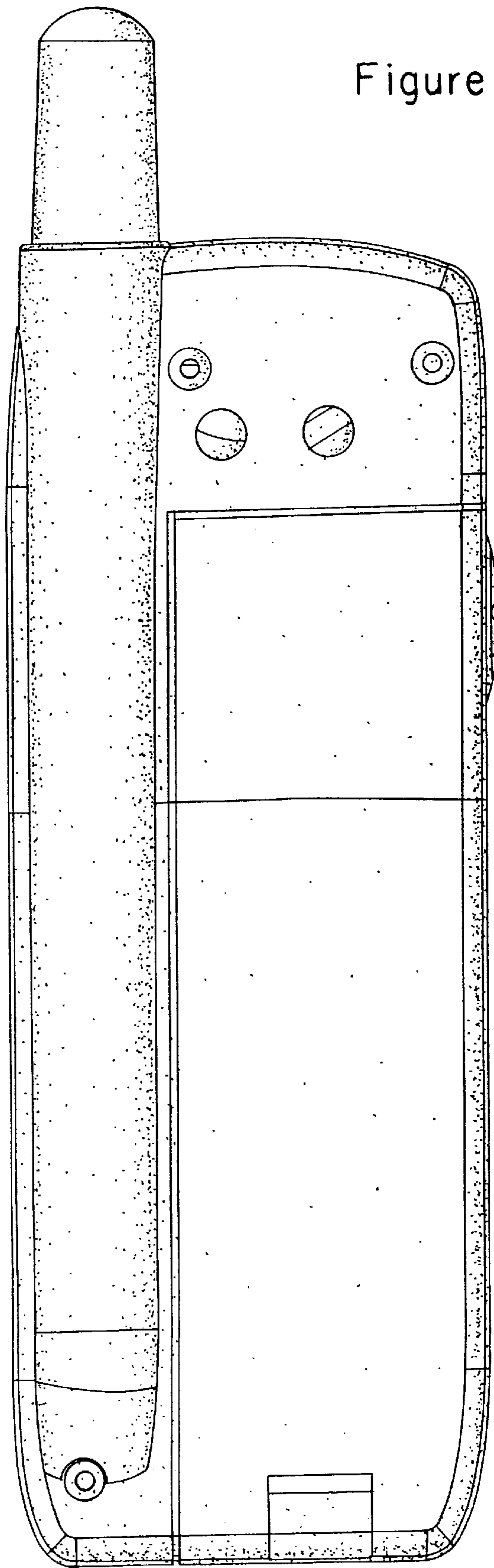


Figure 7

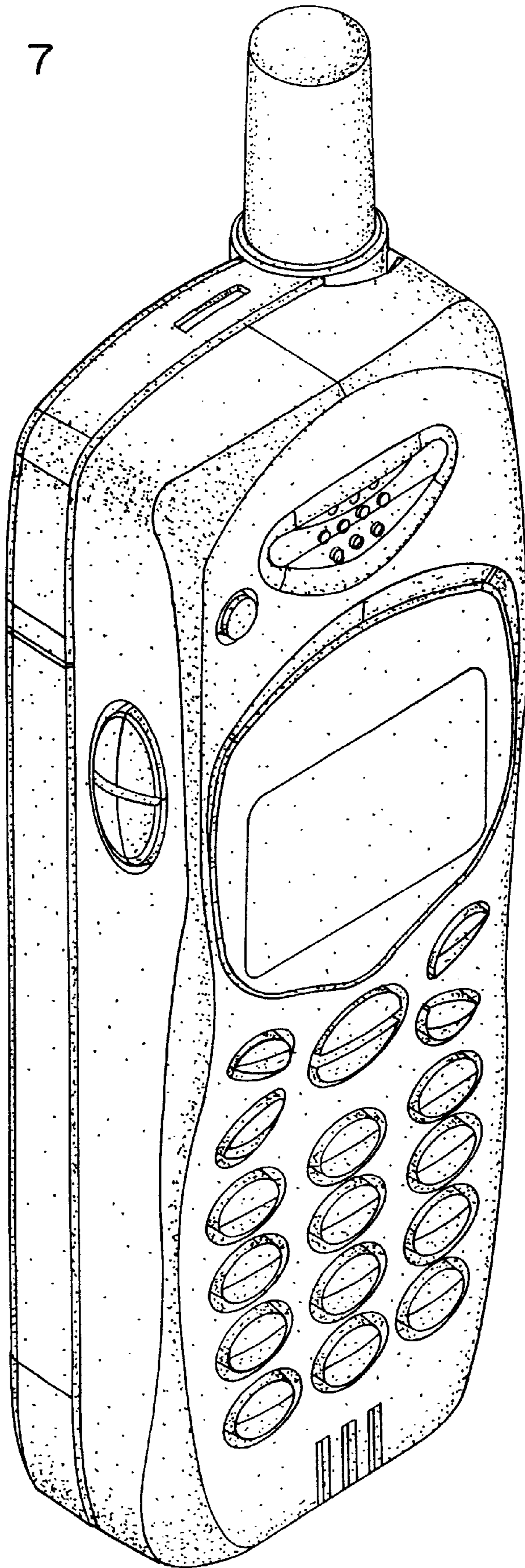


Figure 8

