



US00D440952S

(12) **United States Design Patent**  
**Carvalho**

(10) **Patent No.:** **US D440,952 S**

(45) **Date of Patent:** **\*\* Apr. 24, 2001**

(54) **CELLULAR CORDLESS TELEPHONE**

(75) **Inventor:** **David Carvalho, Sartrouville (FR)**

(73) **Assignee:** **U.S. Philips Corporation, New York, NY (US)**

(\*\*) **Term:** **14 Years**

(21) **Appl. No.:** **29/127,631**

(22) **Filed:** **Aug. 9, 2000**

(30) **Foreign Application Priority Data**

Feb. 24, 2000 (XH) ..... DMA/004 802

(51) **LOC (7) Cl.** ..... **14-03**

(52) **U.S. Cl.** ..... **D14/138**

(58) **Field of Search** ..... D14/137, 138,  
D14/218, 147-148, 247-248, 250, 192,  
198; 379/433.434, 419, 420, 428, 440;  
455/550-575, 90

(56) **References Cited**

**U.S. PATENT DOCUMENTS**

- D. 386,492 \* 11/1997 Yamaguchi ..... D14/138
- D. 391,253 \* 2/1998 Meyer ..... D14/138
- D. 400,525 \* 11/1998 Yamaguchi ..... D14/138
- D. 406,135 \* 2/1999 Nagano et al. .... D14/138

- D. 407,701 \* 4/1999 Chintala et al. .... D14/138
- D. 407,719 \* 4/1999 Nagano et al. .... D14/138
- D. 407,722 \* 4/1999 Nagano et al. .... D14/138
- D. 408,032 \* 4/1999 Nagano et al. .... D14/138
- D. 408,400 \* 4/1999 Dalby et al. .... D14/138
- D. 411,994 \* 7/1999 Nakahara et al. .... D14/138
- D. 417,213 \* 11/1999 Meyer ..... D14/138
- D. 424,556 \* 5/2000 Meyer ..... D14/138
- D. 429,708 \* 8/2000 Kodera et al. .... D14/138

\* cited by examiner

*Primary Examiner*—Jeffrey Asch

(74) *Attorney, Agent, or Firm*—Ernestine C. Bartlett

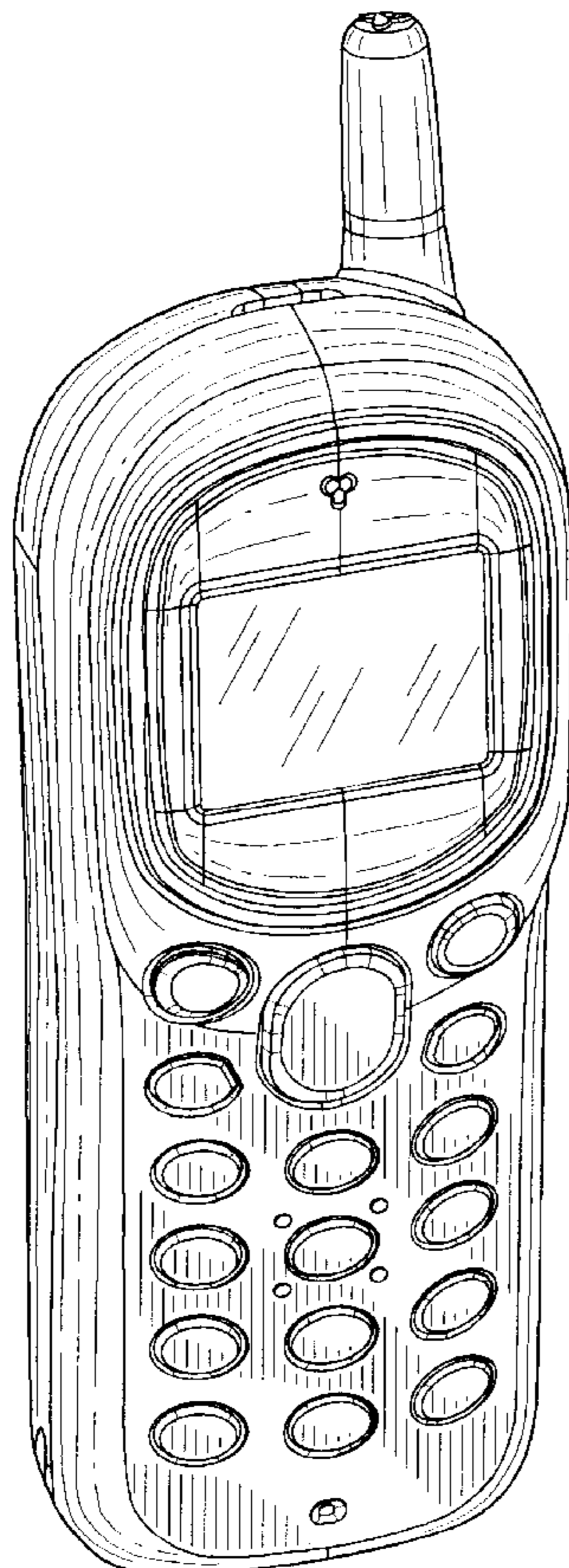
(57) **CLAIM**

The ornamental design for a cellular cordless telephone, as shown.

**DESCRIPTION**

FIG. 1 is a perspective view showing my design;  
FIG. 2 is a front elevational view thereof;  
FIG. 3 is a rear elevational view thereof;  
FIG. 4 is a right side elevational view thereof;  
FIG. 5 is a left side elevational view thereof;  
FIG. 6 is a top plan view thereof; and,  
FIG. 7 is a bottom plan view thereof.

**1 Claim, 4 Drawing Sheets**



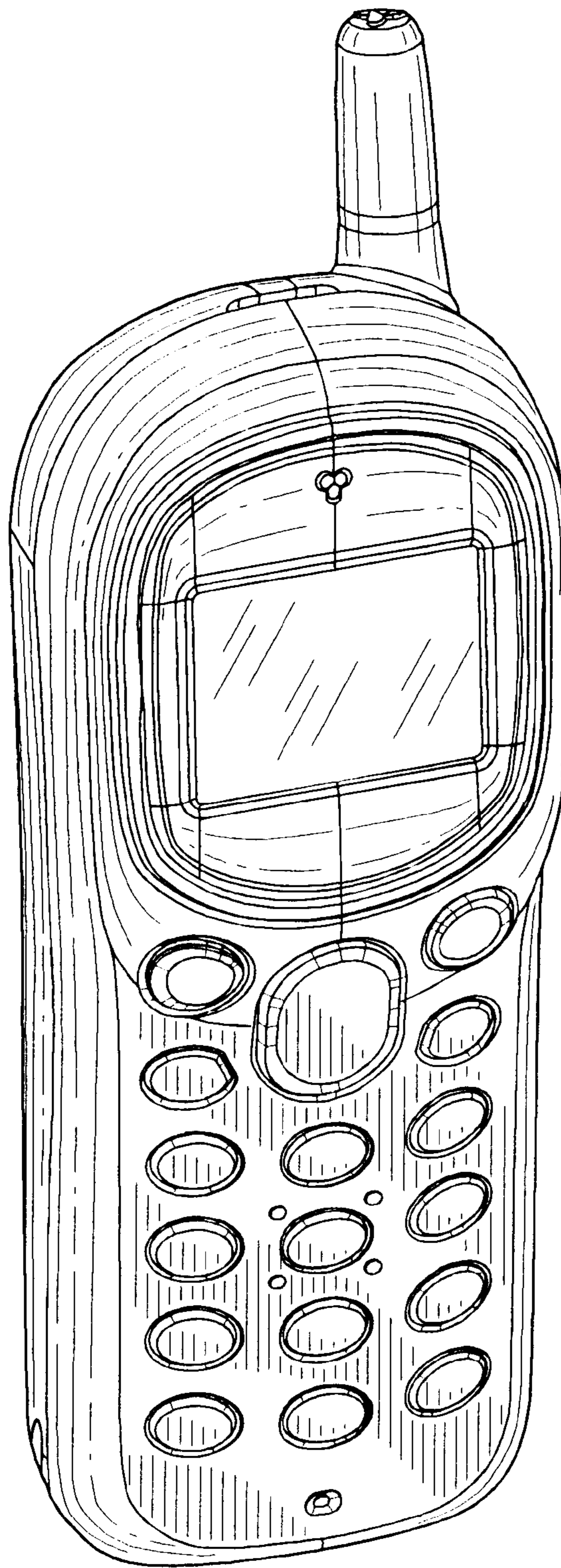


FIG. 1

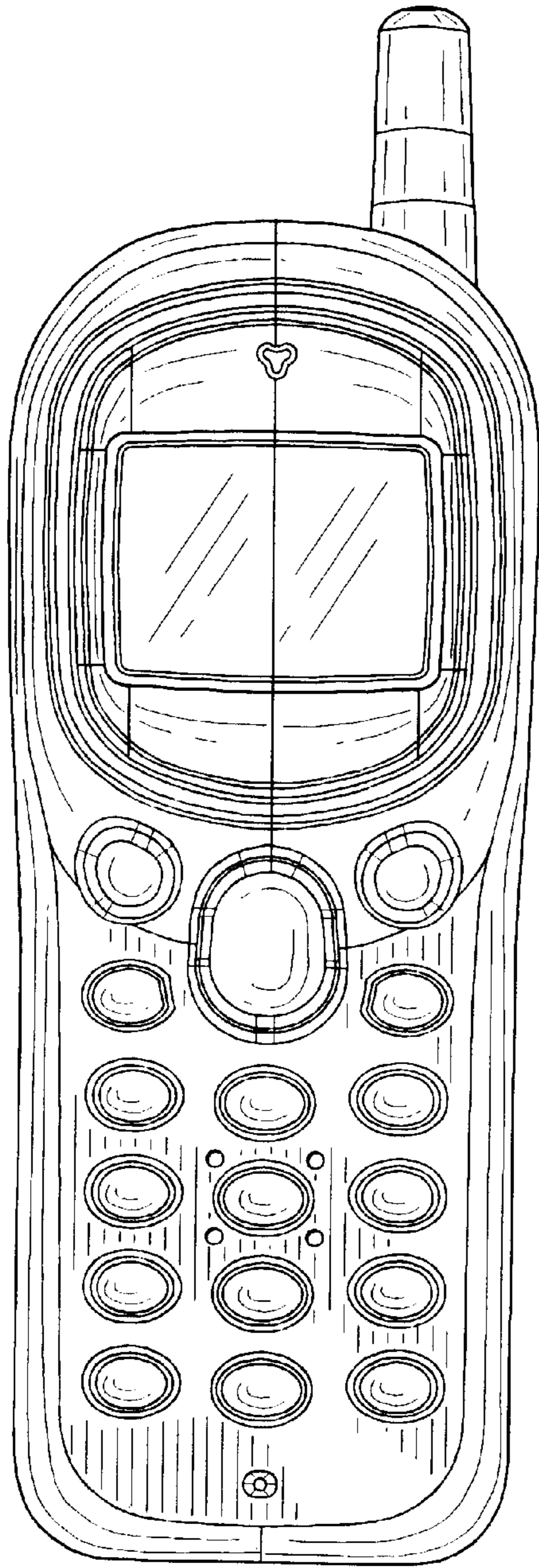


FIG. 2

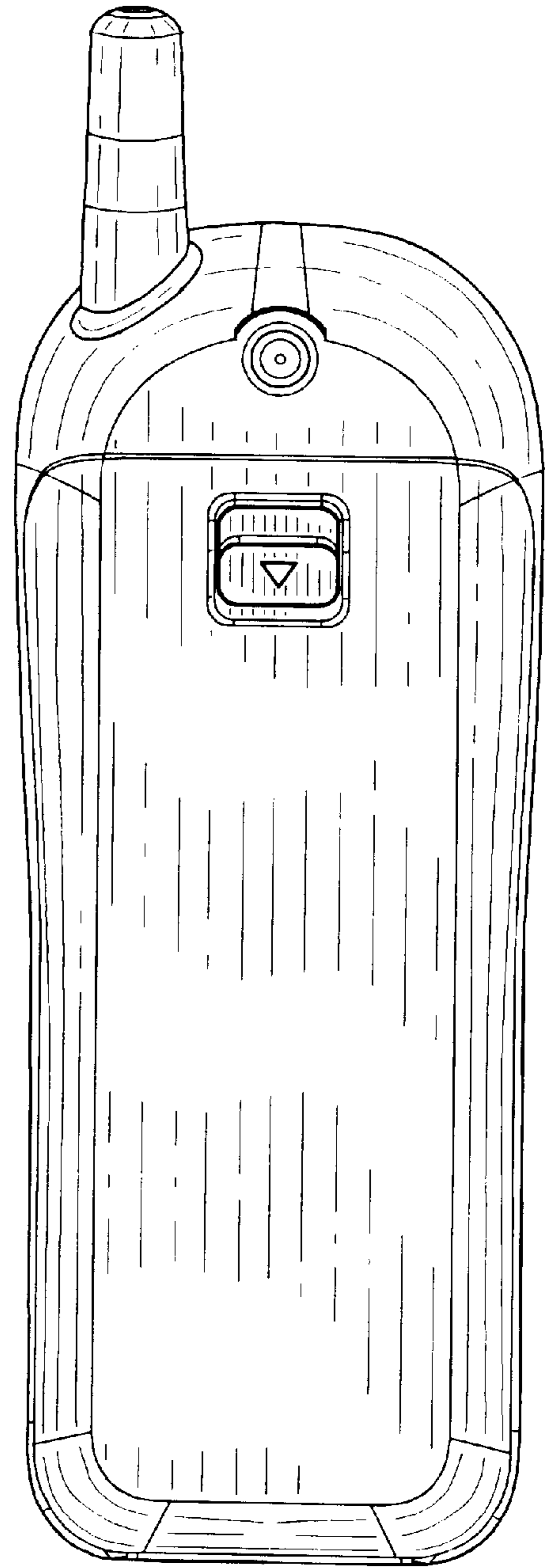


FIG. 3

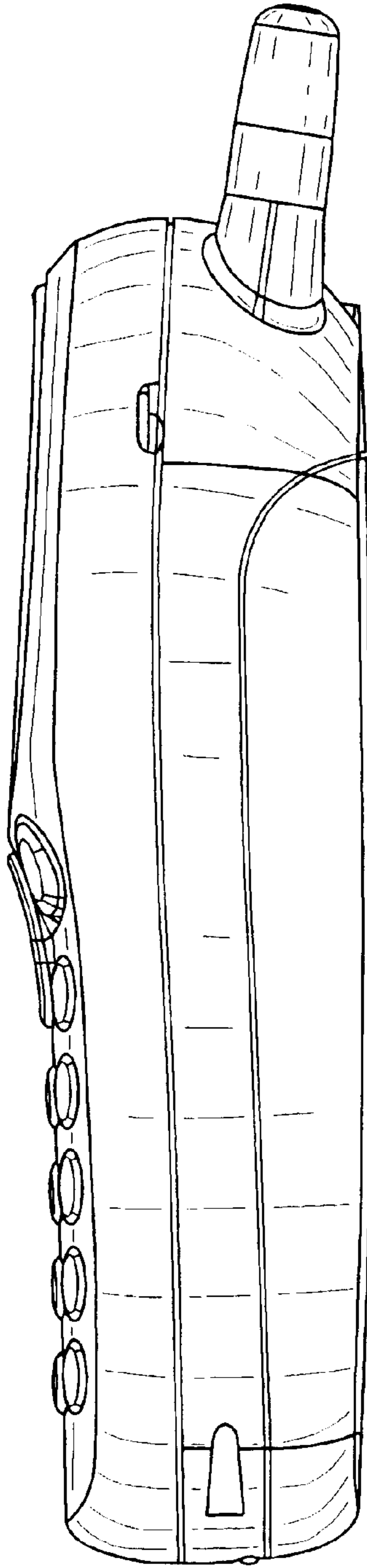


FIG. 4



FIG. 5

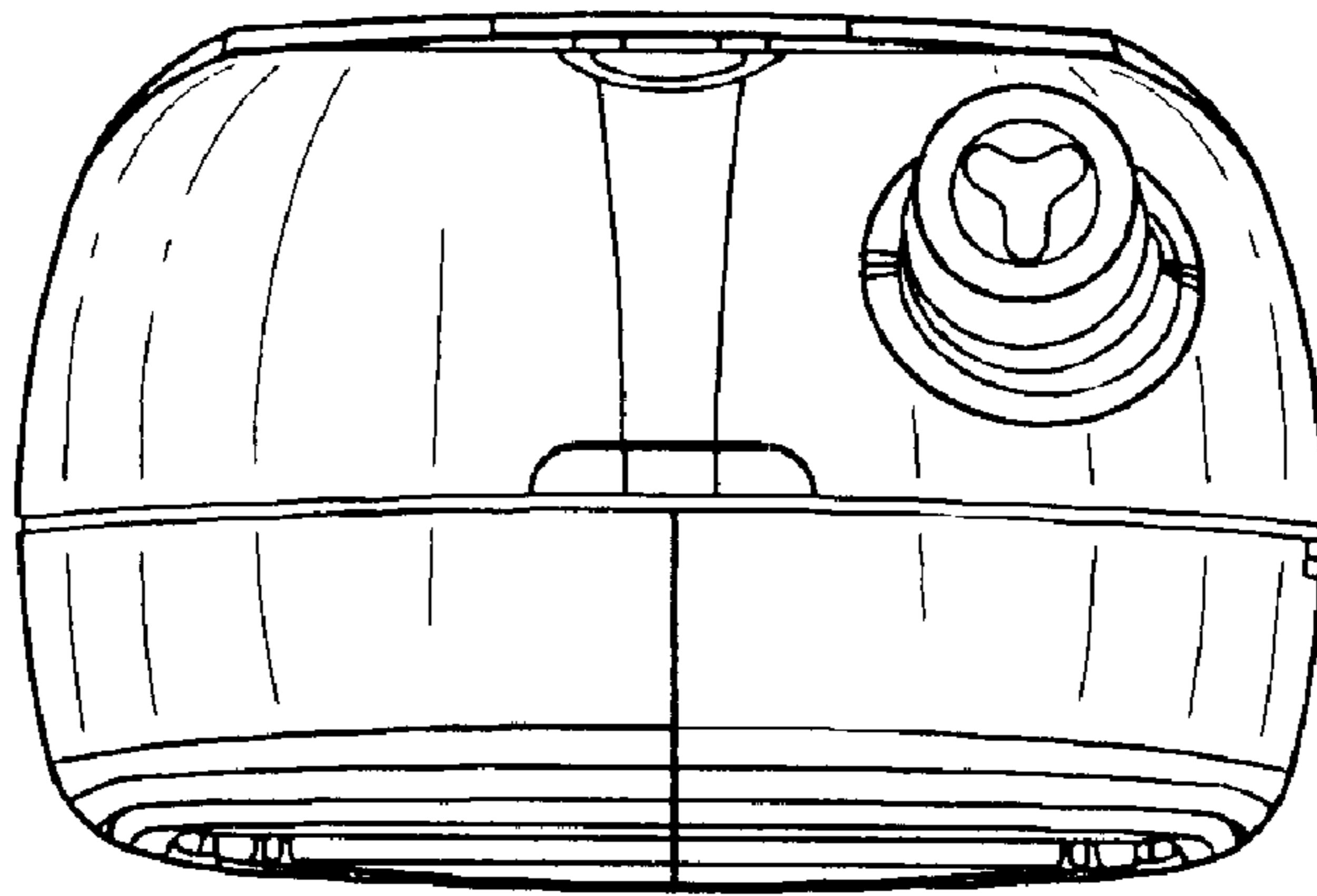


FIG. 6

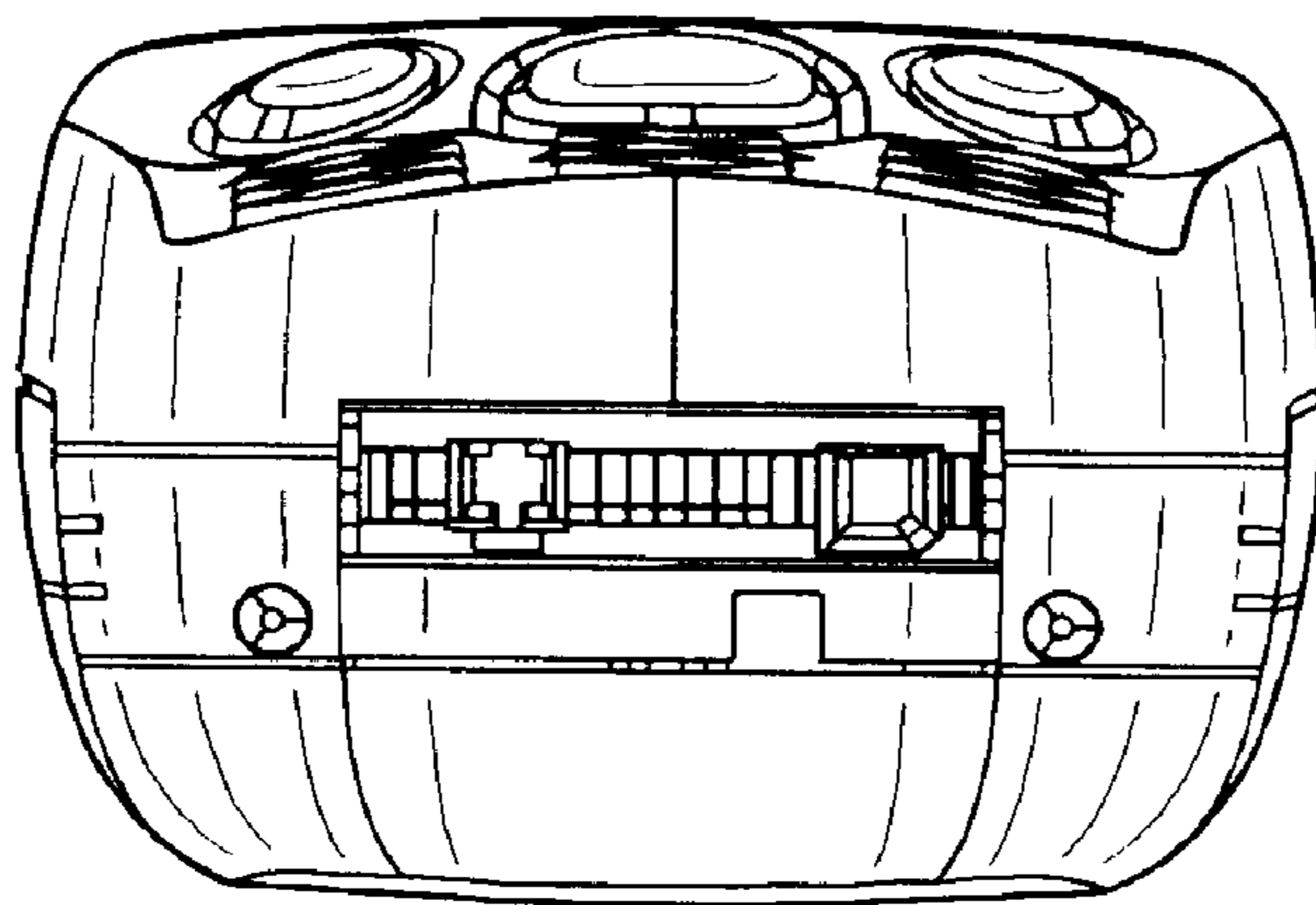


FIG. 7