



US00D440951S

(12) **United States Design Patent**  
**Kolinen**

(10) **Patent No.:** **US D440,951 S**

(45) **Date of Patent:** **\*\* Apr. 24, 2001**

(54) **HANDSET**

(75) Inventor: **Petteri Kolinen**, Helsinki (FI)

(73) Assignee: **Nokia Mobile Phones Ltd.**, Espoo (FI)

(\*\*) Term: **14 Years**

(21) Appl. No.: **29/124,605**

(22) Filed: **Jun. 7, 2000**

(30) **Foreign Application Priority Data**

Jan. 20, 2000 (FI) ..... M20000036

(51) **LOC (7) Cl.** ..... **14-03**

(52) **U.S. Cl.** ..... **D14/138**

(58) **Field of Search** ..... D14/137, 138,  
D14/218, 147-148, 247-248; 379/433.434,  
419, 420, 428, 440; 455/550-575, 90

(56) **References Cited**

**U.S. PATENT DOCUMENTS**

D. 385,554	*	10/1997	Nuovo et al.	.....	D14/138
D. 388,784	*	1/1998	Phillips et al.	.....	D14/138
D. 391,253	*	2/1998	Meyer	.....	D14/138
D. 396,230	*	7/1998	Phillips et al.	.....	D14/138
D. 402,981	*	12/1998	Galletti et al.	.....	D14/138
D. 407,399	*	3/1999	Frye et al.	.....	D14/138
D. 408,813	*	4/1999	Prior	.....	D14/138
D. 410,000	*	5/1999	Nuovo	.....	D14/138
D. 410,002	*	5/1999	Collins	.....	D14/138

D. 412,704	*	8/1999	Vuolteenaho et al.	.....	D14/138
D. 413,325	*	8/1999	Lee	.....	D14/138
D. 421,004	*	2/2000	Curtis	.....	D14/138
D. 428,401	*	7/2000	Curtis	.....	D14/138
4,672,685	*	6/1987	Phillips et al.	.....	455/575
5,956,625	*	9/1999	Hansen et al.	.....	455/90
6,006,074	*	12/1999	De Larminat et al.	.....	455/90
6,084,962	*	7/2000	Plenge	.....	379/433
6,097,964	*	8/2000	Nuovo et al.	.....	455/550
6,151,485	*	11/2000	Crisp	.....	455/90

\* cited by examiner

*Primary Examiner*—Jeffrey Asch

(74) *Attorney, Agent, or Firm*—Brian T. Rivers

(57) **CLAIM**

The ornamental design for a handset, as shown and described.

**DESCRIPTION**

FIG. 1 is a perspective front view of the new design applied to a handset;

FIG. 2 is a perspective rear view thereof;

FIG. 3 is a bottom end view thereof;

FIG. 4 is a right side view thereof;

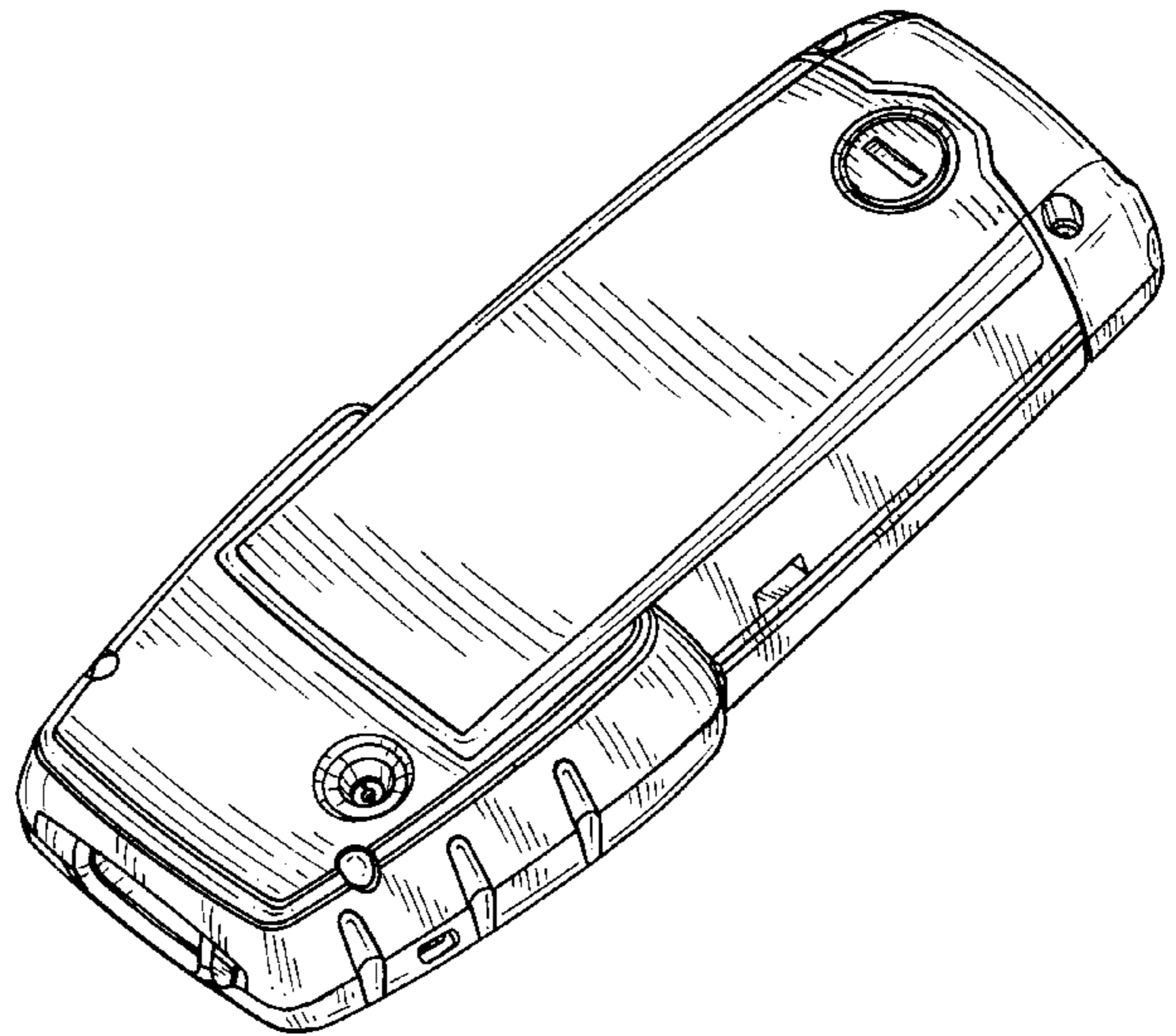
FIG. 5 is a rear view thereof;

FIG. 6 is a front view thereof;

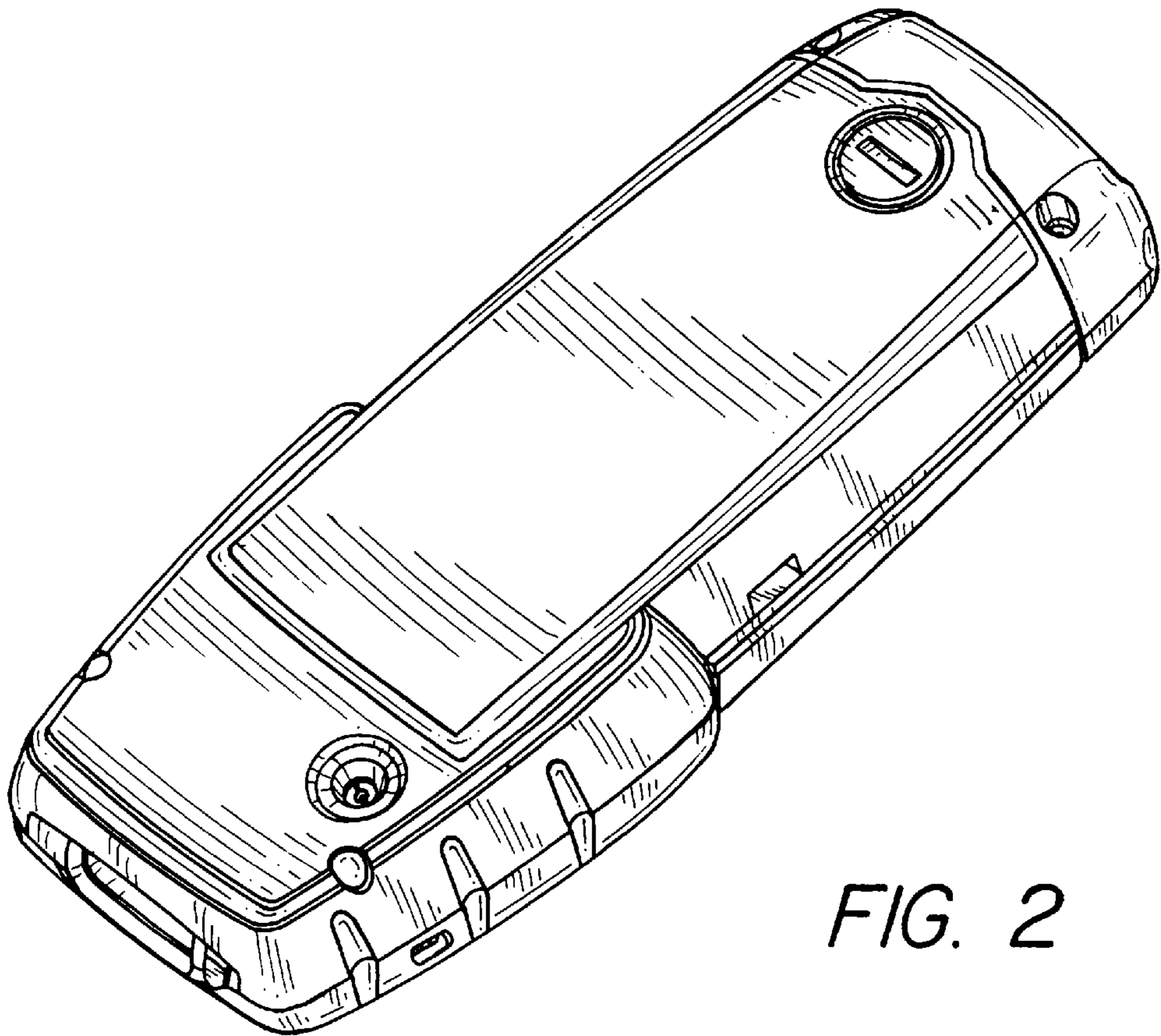
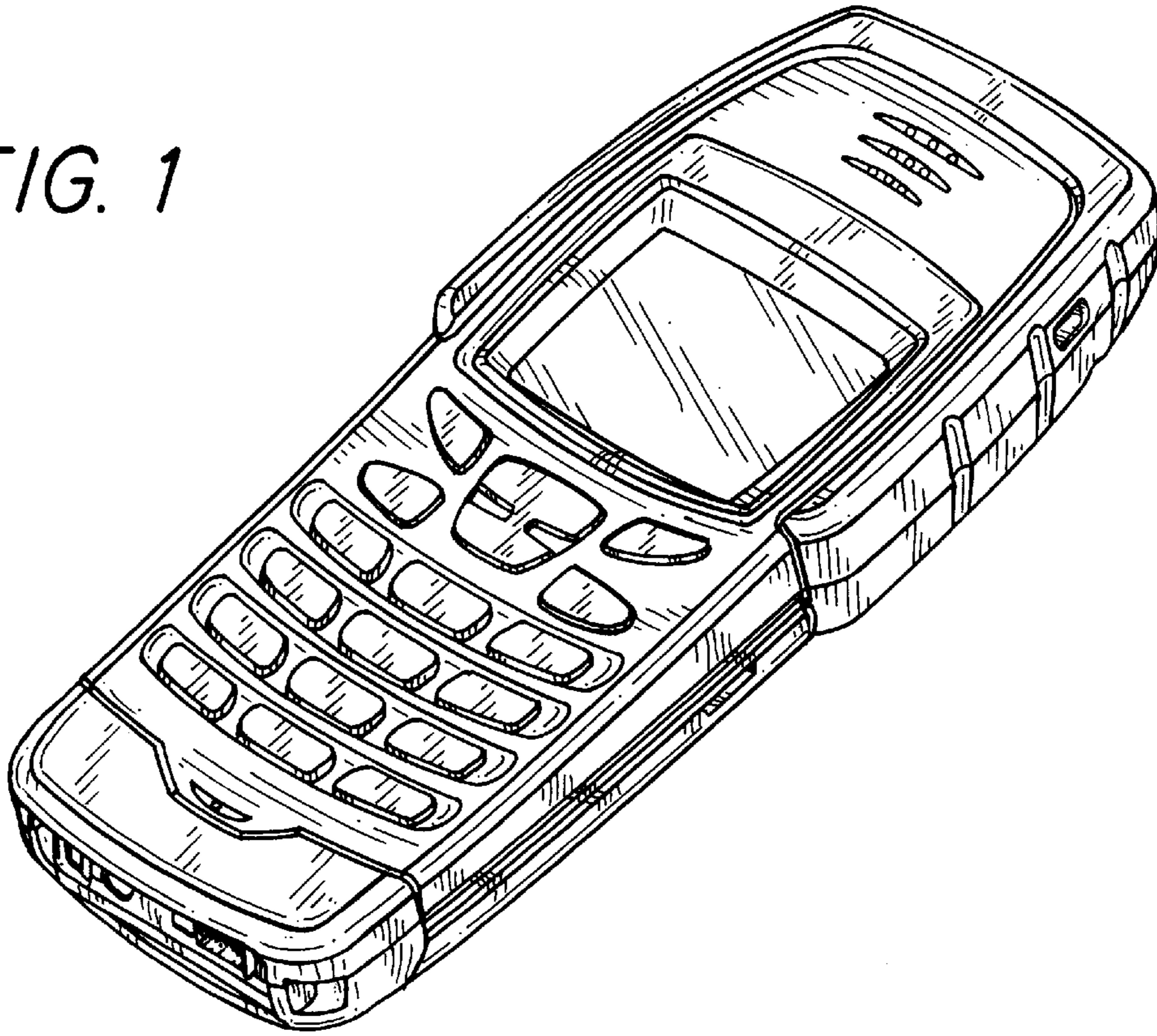
FIG. 7 is a left side view thereof; and,

FIG. 8 is a top end view thereof.

**1 Claim, 3 Drawing Sheets**



*FIG. 1*



*FIG. 2*

FIG. 3

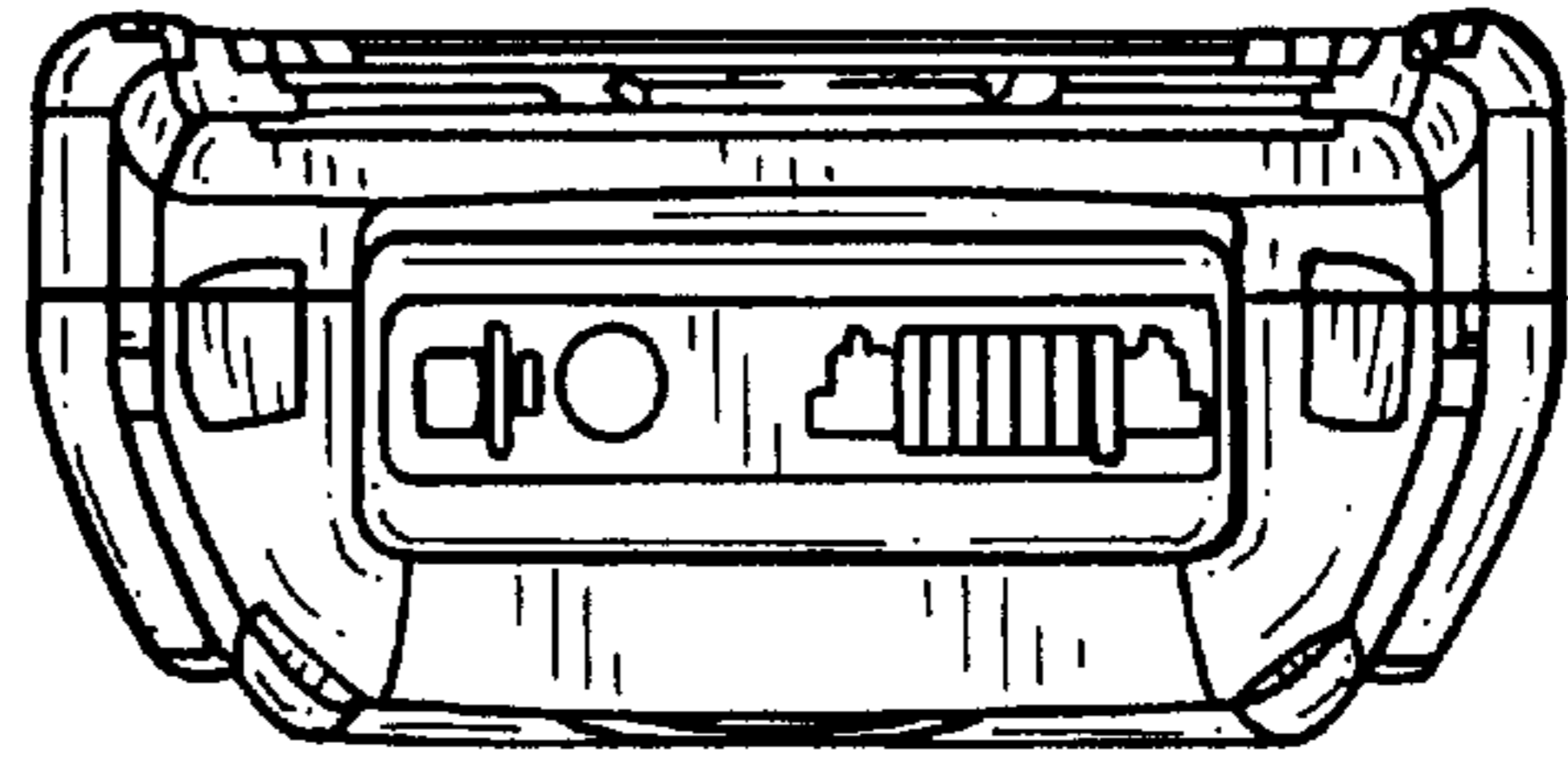


FIG. 4

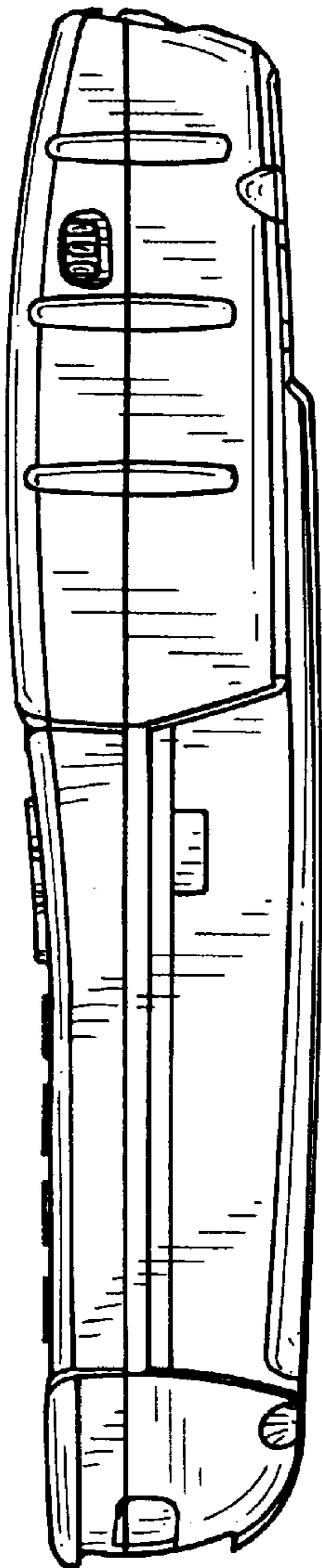
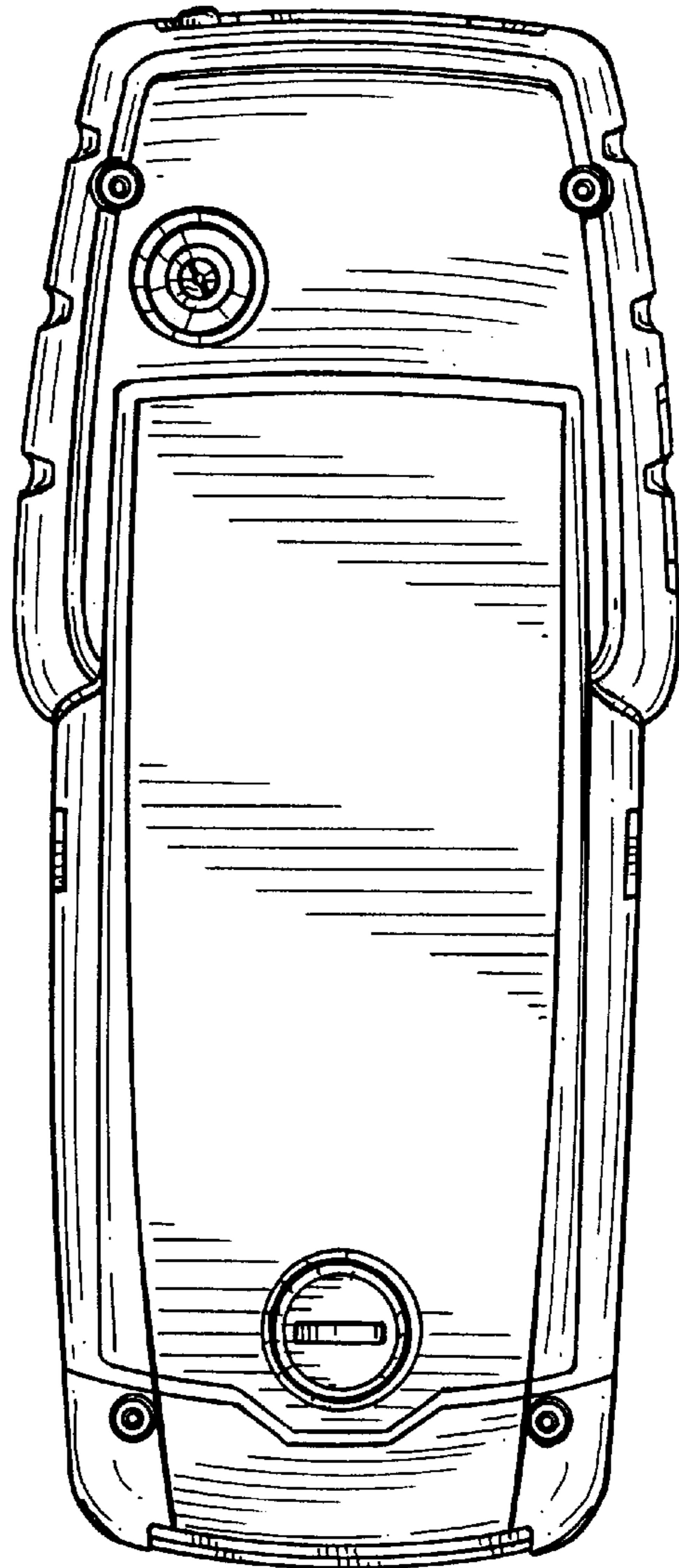
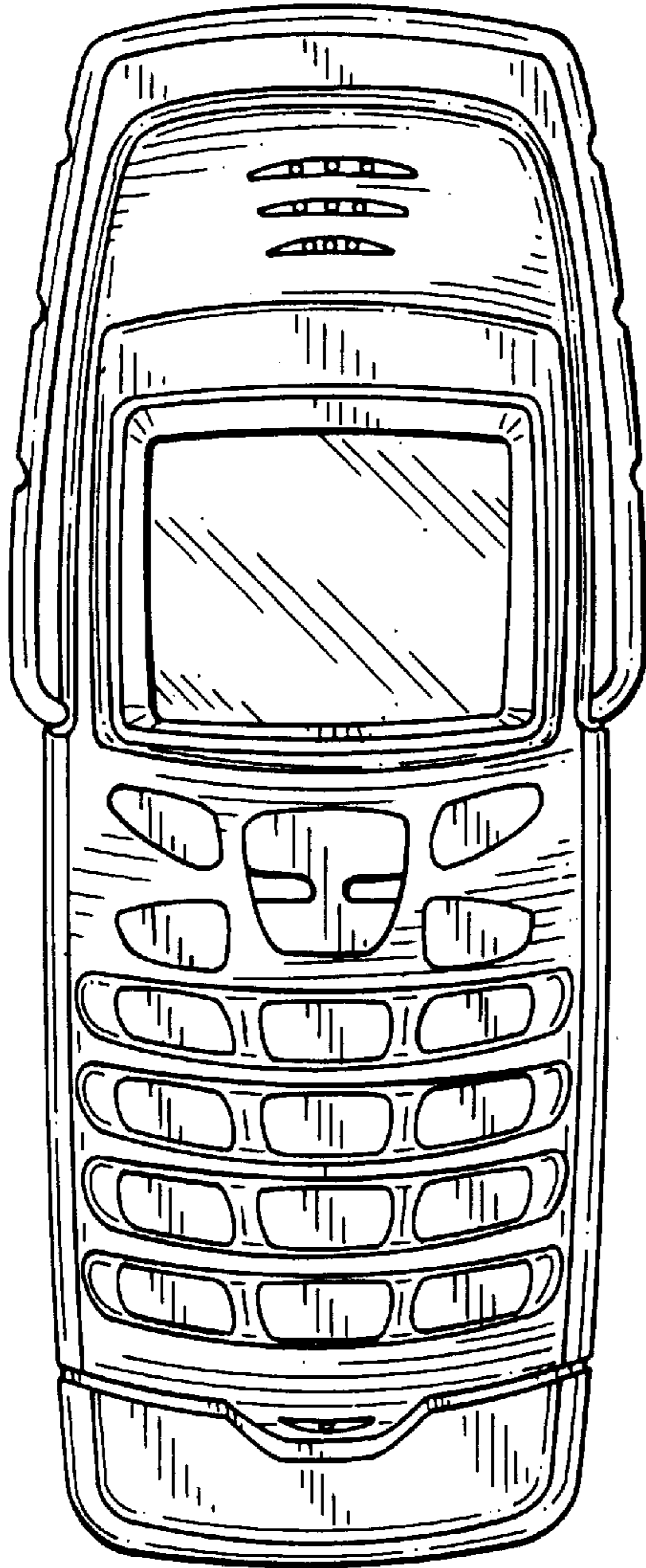



FIG. 5



*FIG. 6*



*FIG. 7*



*FIG. 8*

