



US00D440949S

(12) **United States Design Patent**  
**Hadley**

(10) **Patent No.:** **US D440,949 S**

(45) **Date of Patent:** **\*\* Apr. 24, 2001**

(54) **SWITCH PLATE COVER**

5,324,897 6/1994 Melgoza ..... 200/43

(76) Inventor: **Jack Hadley**, 6862 Studio Pl.,  
Riverside, CA (US) 92509

\* cited by examiner

(\*\*) Term: **14 Years**

*Primary Examiner*—Brian N. Vinson

(74) *Attorney, Agent, or Firm*—Goldstein & Canino

(21) Appl. No.: **29/098,149**

(57) **CLAIM**

(22) Filed: **Dec. 23, 1998**

The ornamental design for a switch plate cover, as shown and described.

(51) **LOC (7) Cl.** ..... **13-03**

**DESCRIPTION**

(52) **U.S. Cl.** ..... **D13/177**

(58) **Field of Search** ..... D13/177; 200/43.01,  
200/43.04, 43.11, 43.15, 43.16, 43.18, 43.19

FIG. 1 is a diagrammatic perspective view of the switch plate cover.

FIG. 2 is a front elevational view thereof.

FIG. 3 is a rear elevational view thereof.

FIG. 4 is a right side elevational view thereof.

FIG. 5 is a left side elevational view thereof.

FIG. 6 is a top plan view of the switch plate cover; and,

FIG. 7 is a bottom plan view thereof.

(56) **References Cited**

**U.S. PATENT DOCUMENTS**

D. 301,872	*	6/1989	Copeland	.....	D13/177	X
4,363,944		12/1982	Poirier	.....	200/42	
4,399,340		8/1983	Crandall	.....	200/334	
4,876,425		10/1989	Woskow	.....	200/43	

**1 Claim, 2 Drawing Sheets**

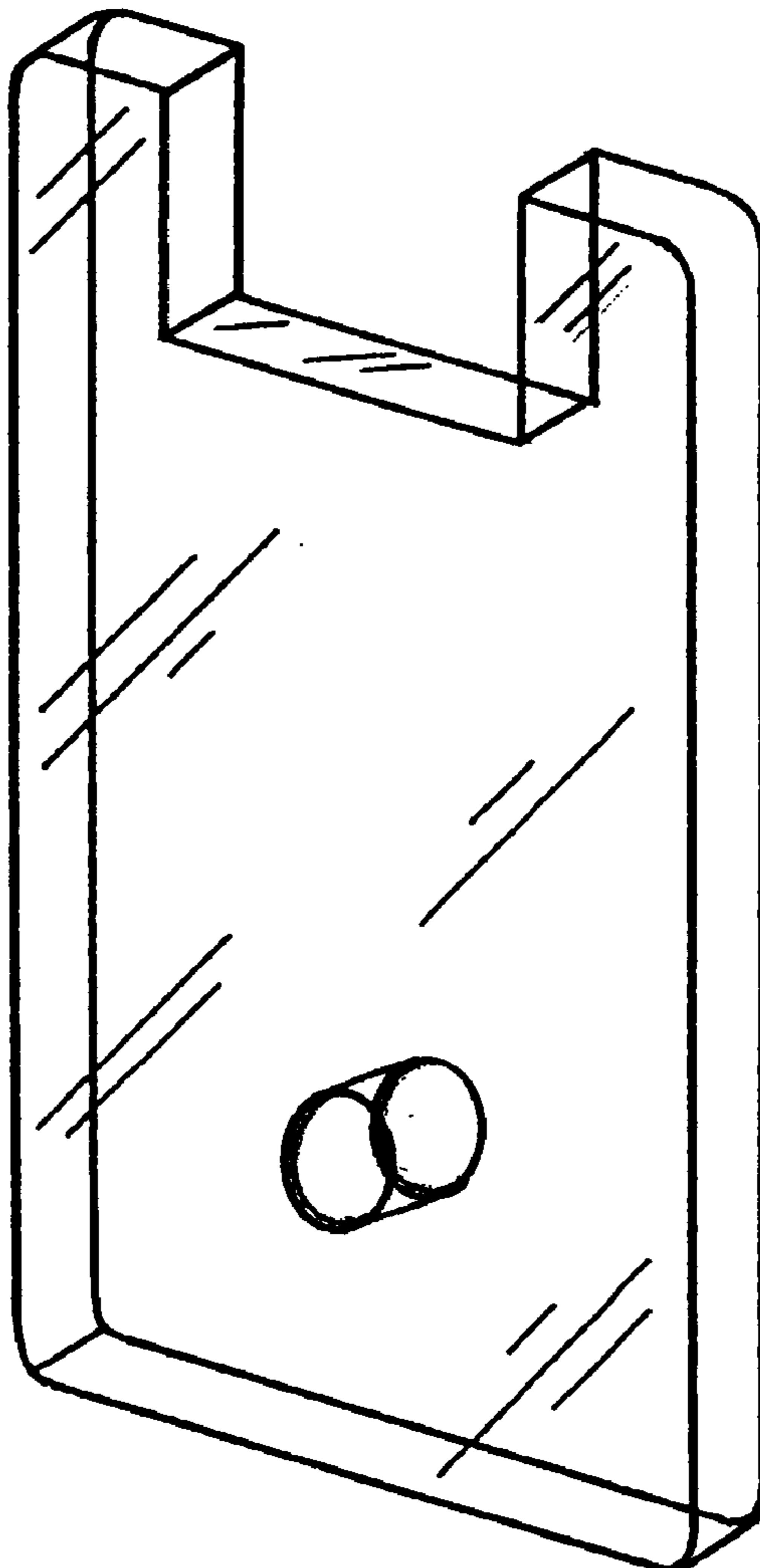


FIG. 1




FIG. 2




FIG. 3

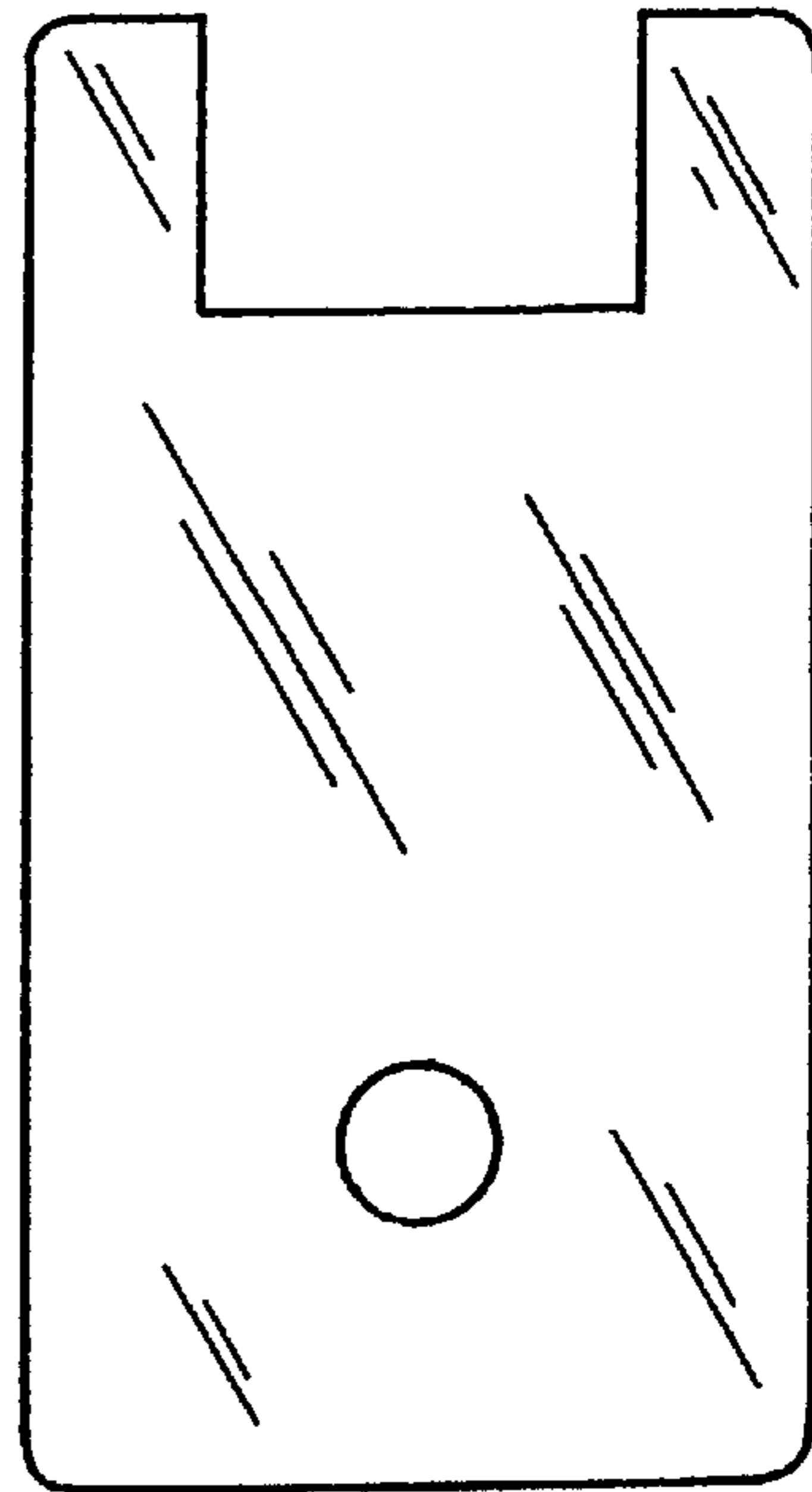


FIG. 4



FIG. 5



FIG. 6



FIG. 7

