



US00D440944S

(12) **United States Design Patent**  
**Hubler et al.**

(10) **Patent No.:** **US D440,944 S**

(45) **Date of Patent:** **\*\* Apr. 24, 2001**

(54) **PROCESSING APPARATUS**

(75) **Inventors:** **Robert Bruce Hubler**, Seattle; **Lev M. Bolotin**, Kirkland; **Bryan D. Powell**, Maple Valley, all of WA (US)

(73) **Assignee:** **Data I/O Corporation**, Redmond, WA (US)

(\*\*) **Term:** **14 Years**

(21) **Appl. No.:** **29/129,753**

(22) **Filed:** **Sep. 20, 2000**

(51) **LOC (7) Cl.** ..... **13-03**

(52) **U.S. Cl.** ..... **D13/162**

(58) **Field of Search** ..... D13/162, 162.1, D13/184; D14/300, 356, 357, 370; 361/600, 622, 627, 679, 728; 439/928

(56) **References Cited**

**U.S. PATENT DOCUMENTS**

- D. 281,493 \* 11/1985 Prager et al. .... D13/162.1
- D. 309,600 \* 7/1990 Backes ..... D13/162.1
- D. 328,459 \* 8/1992 Prince, III ..... D13/162 X
- D. 333,813 \* 3/1993 Ishida ..... D13/162

- D. 338,448 \* 8/1993 Onyszko ..... D13/162
- D. 340,031 \* 10/1993 Hill ..... D13/162.1
- D. 348,257 \* 6/1994 Wingate ..... D14/356 X
- D. 384,938 \* 10/1997 Hamada et al. .... D13/162
- D. 385,858 \* 11/1997 Sherry ..... D14/356

\* cited by examiner

*Primary Examiner*—Brian N. Vinson

(74) *Attorney, Agent, or Firm*—Mikio Ishimaru

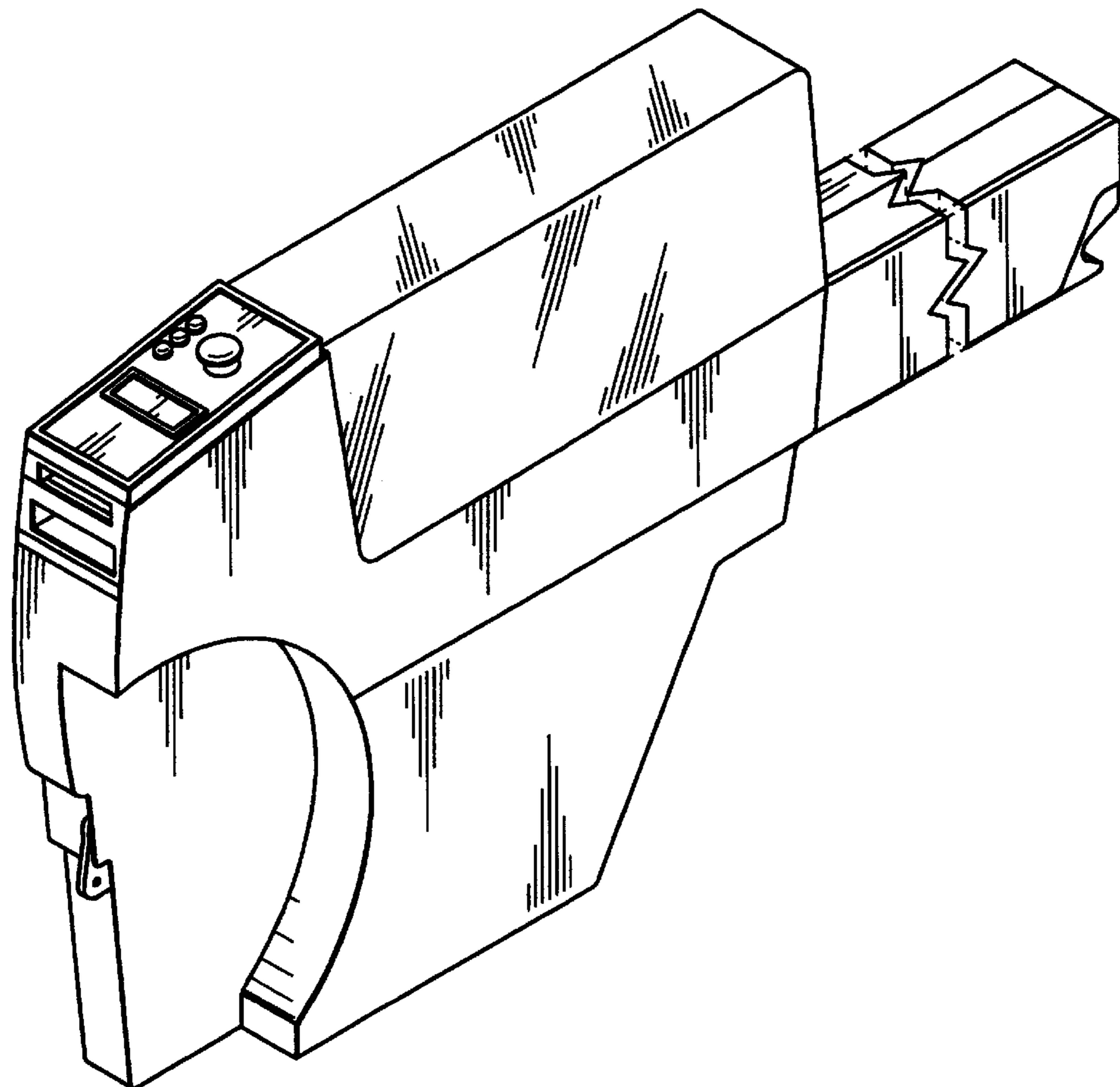
(57) **CLAIM**

We claim the ornamental design for the processing apparatus, as shown and described.

**DESCRIPTION**

FIG. 1 is a perspective view of a processing apparatus showing our new design;  
 FIG. 2 is a top plan elevational view thereof;  
 FIG. 3 is a left side elevational view thereof;  
 FIG. 4 is a right side view thereof;  
 FIG. 5 is a bottom plan view thereof;  
 FIG. 6 is a front elevational view thereof; and,  
 FIG. 7 is a back elevational view thereof.  
 The article is shown broken-away in the views to indicate indeterminate length.

**1 Claim, 5 Drawing Sheets**



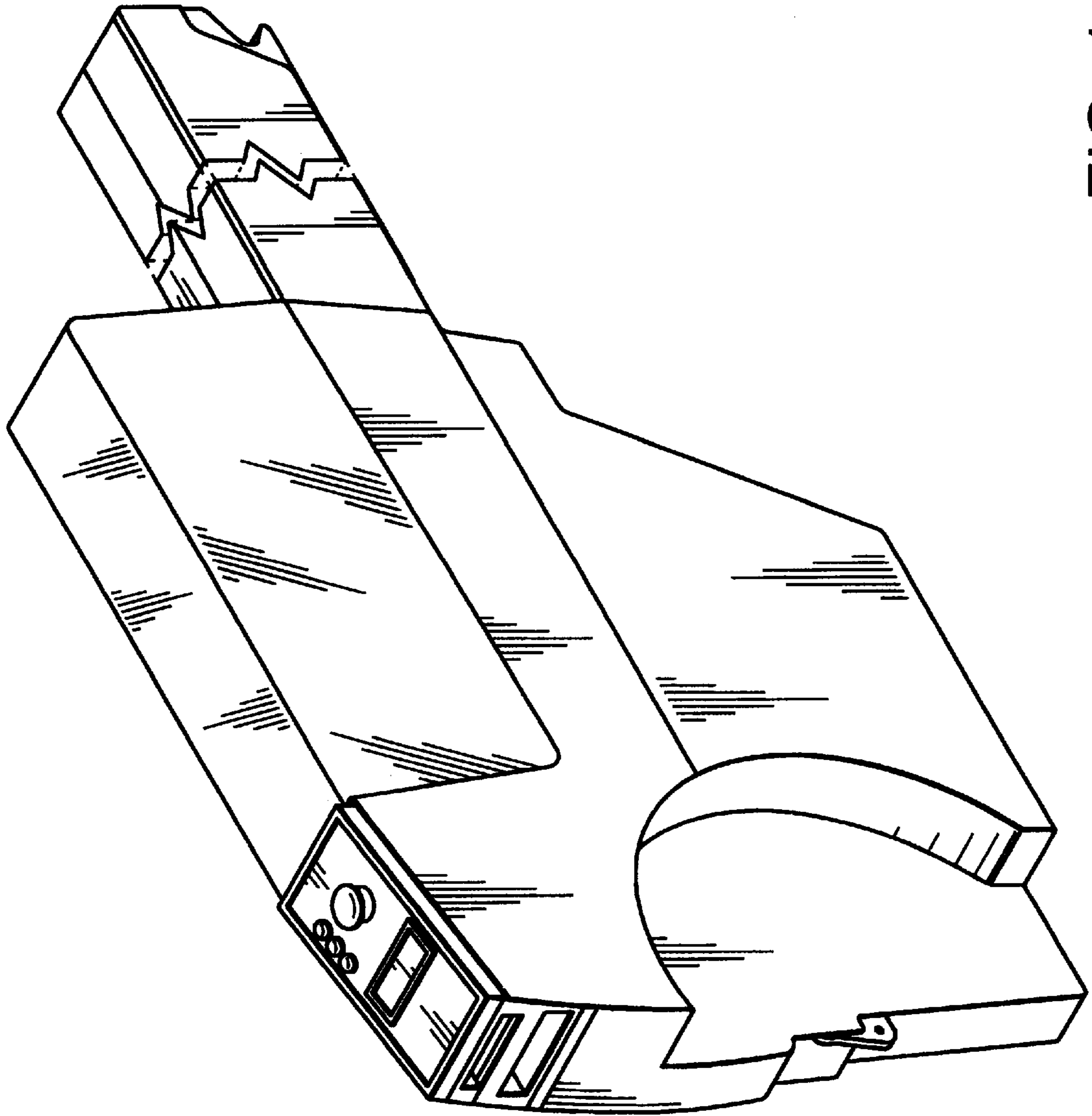


FIG. 1

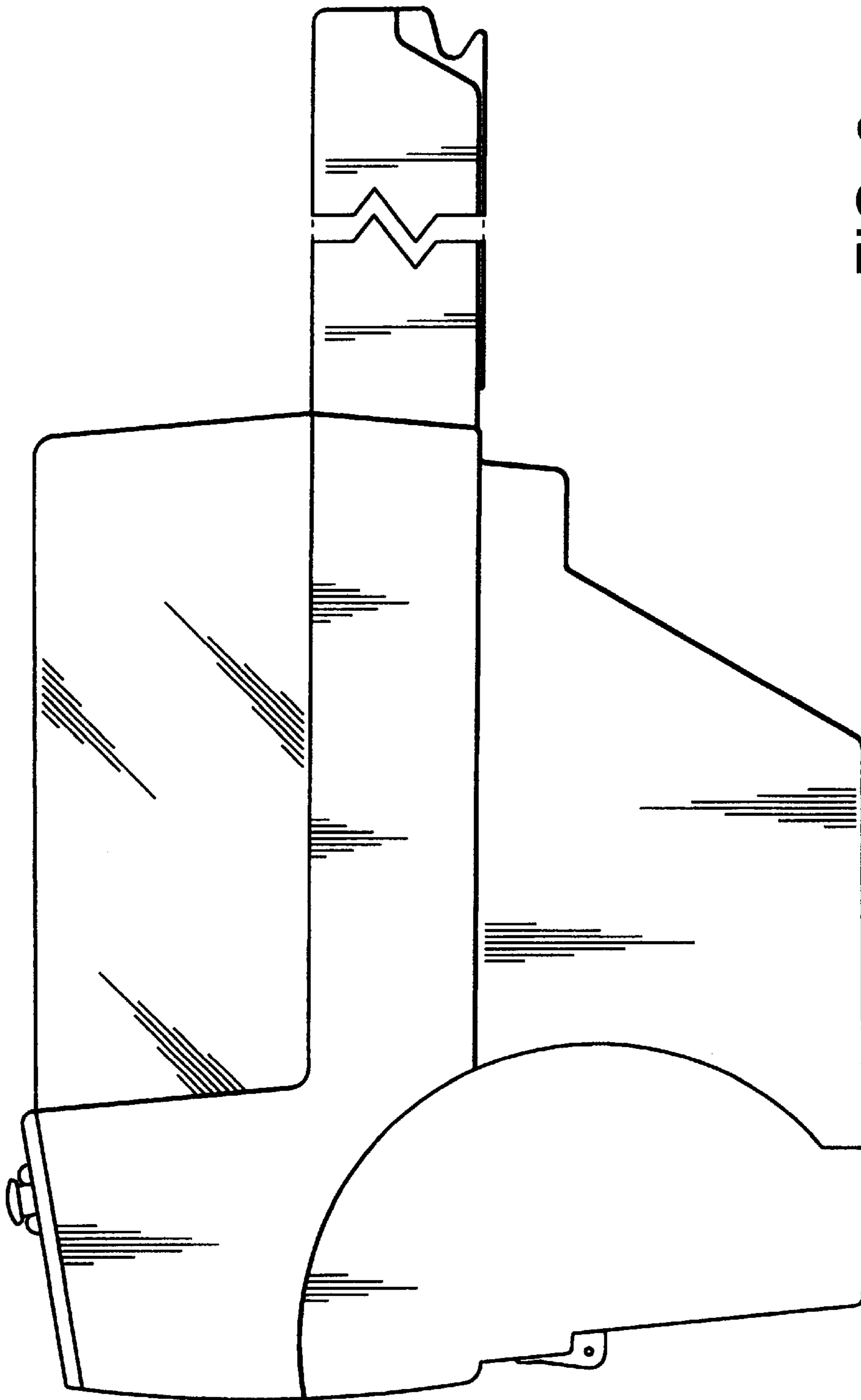


FIG. 2

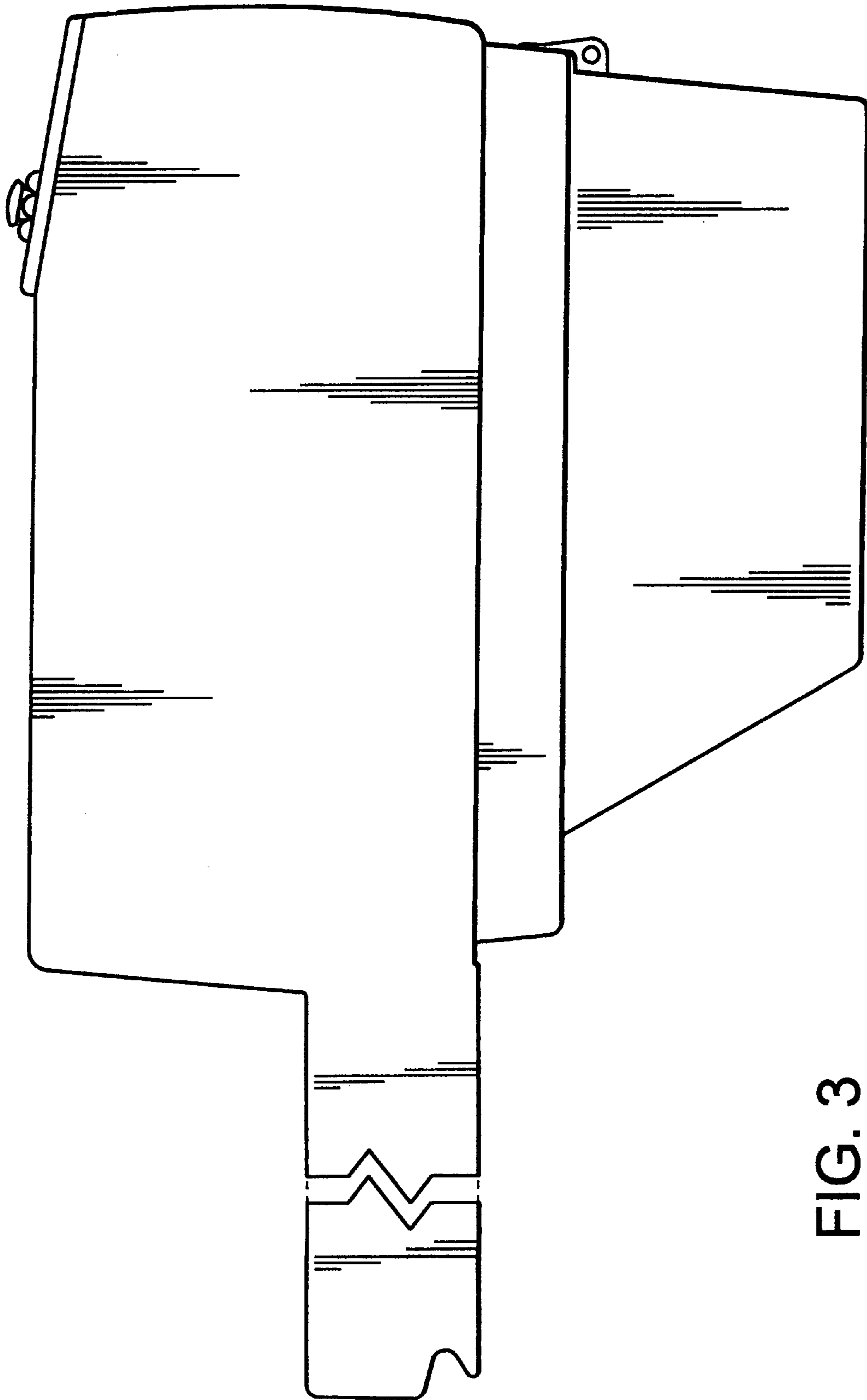


FIG. 3

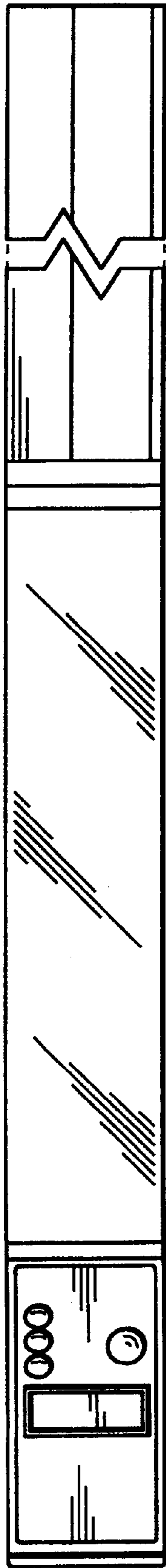


FIG. 4



FIG. 5

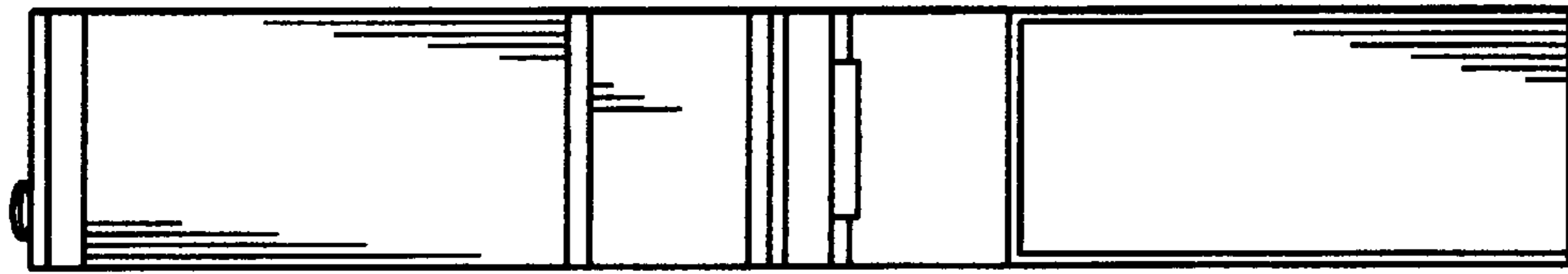


FIG. 7

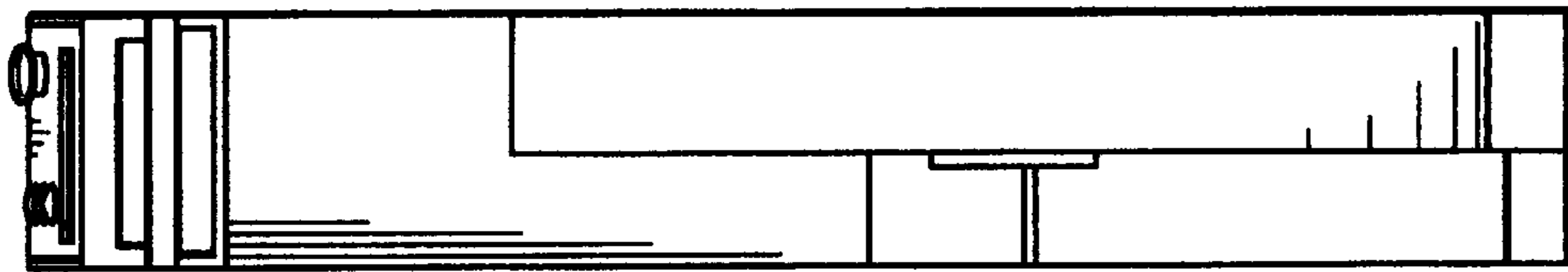


FIG. 6

UNITED STATES PATENT AND TRADEMARK OFFICE  
**CERTIFICATE OF CORRECTION**

PATENT NO. : Des. 440,944 S  
DATED : April 24, 2001  
INVENTOR(S) : Hubler et al.

Page 1 of 1

It is certified that error appears in the above-identified patent and that said Letters Patent is hereby corrected as shown below:

Title page.

Delete "Fig. 2 is a top plan elevational view thereof;" and insert therefor -- Fig. 2 is a right side view thereof; --

Delete "Fig. 4 is a right side view thereof;" and insert therefor -- Fig. 4 is a top plan elevational view thereof; --

Signed and Sealed this

Eighteenth Day of December, 2001

Attest:



Attesting Officer

JAMES E. ROGAN  
Director of the United States Patent and Trademark Office