



US00D440941S

(12) **United States Design Patent**
Parekh

(10) **Patent No.:** **US D440,941 S**

(45) **Date of Patent:** **** Apr. 24, 2001**

(54) **FLUORESCENT LIGHT FIXTURE WITH SWIVEL MOUNT**

4,803,600 * 2/1989 Pepping 362/217
5,904,415 * 5/1999 Robertson et al. 362/226 X

(76) Inventor: **Khalid Parekh**, 2065-1 Shannon Ct.,
Diamond Bar, CA (US) 91765

* cited by examiner

Primary Examiner—Susan J. Lucas

(**) Term: **14 Years**

(74) *Attorney, Agent, or Firm*—Edgar W. Averill, Jr.

(21) Appl. No.: **29/124,061**

(57) **CLAIM**

(22) Filed: **May 30, 2000**

The ornamental design for a fluorescent light fixture with swivel mount, as shown and described.

(51) **LOC (7) Cl.** **13-03**

DESCRIPTION

(52) **U.S. Cl.** **D13/134**

FIG. 1 is a perspective view showing the top, front and left side of the fluorescent light fixture with swivel mount showing my new design;

(58) **Field of Search** D26/75, 76, 77,
D26/78; D13/134; 362/217, 218, 219, 220,
221, 222, 226; 439/611, 512, 226, 236,
237, 260; 313/51

FIG. 2 is a front view thereof;

FIG. 3 is a top view thereof;

FIG. 4 is a right side view thereof;

FIG. 5 is a left side view thereof; and,

FIG. 6 is a right side view thereof with the light fixture swiveled 90 degrees.

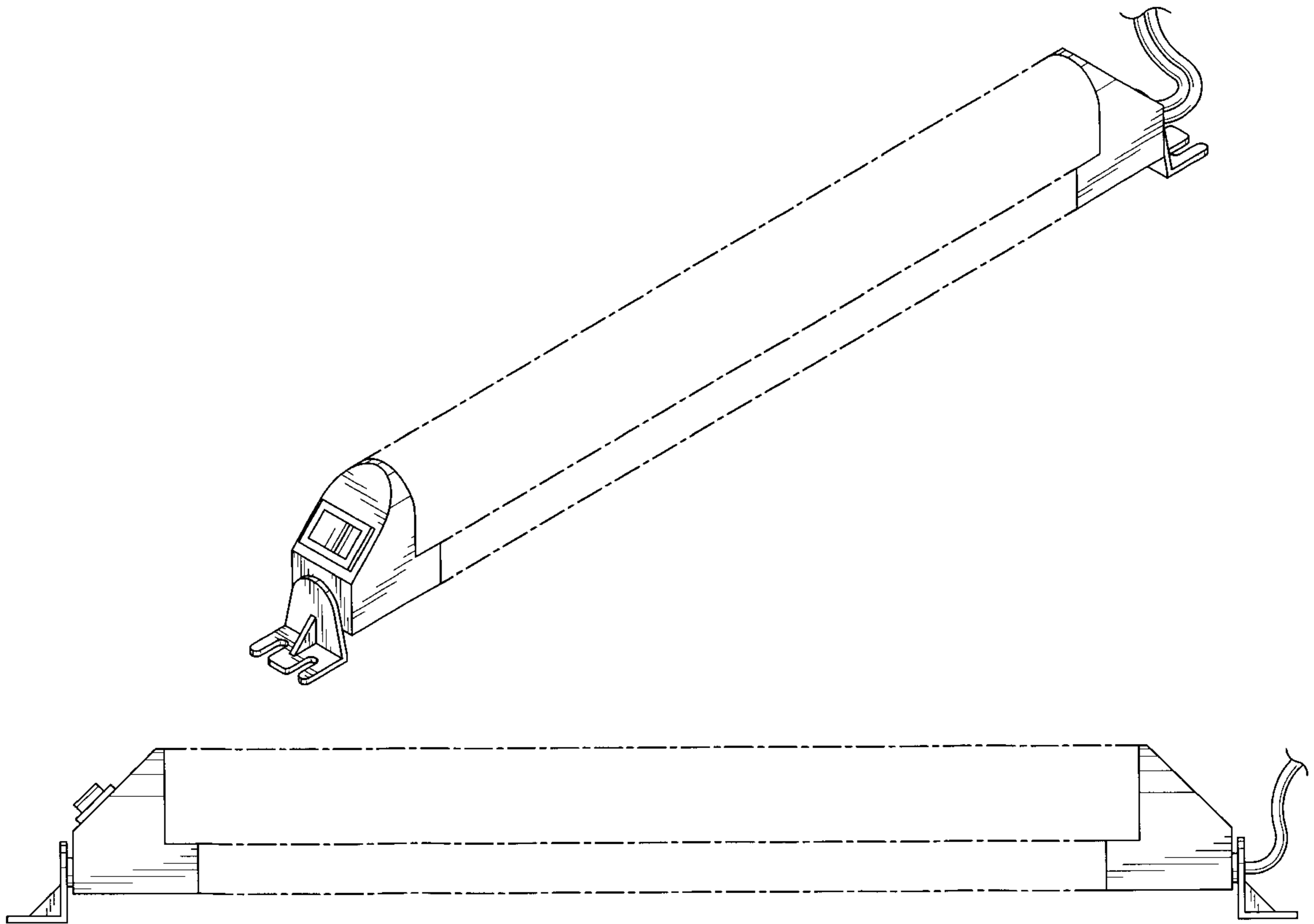
(56) **References Cited**

U.S. PATENT DOCUMENTS

D. 388,395 * 12/1997 Henrici D23/134
D. 391,548 * 3/1998 Sato et al. D13/134
D. 420,326 * 2/2000 Henrici D13/134
2,716,739 * 8/1955 Lemmers 362/226

The broken lines are shown for illustrative purposes and form no part of the claimed design.

1 Claim, 2 Drawing Sheets



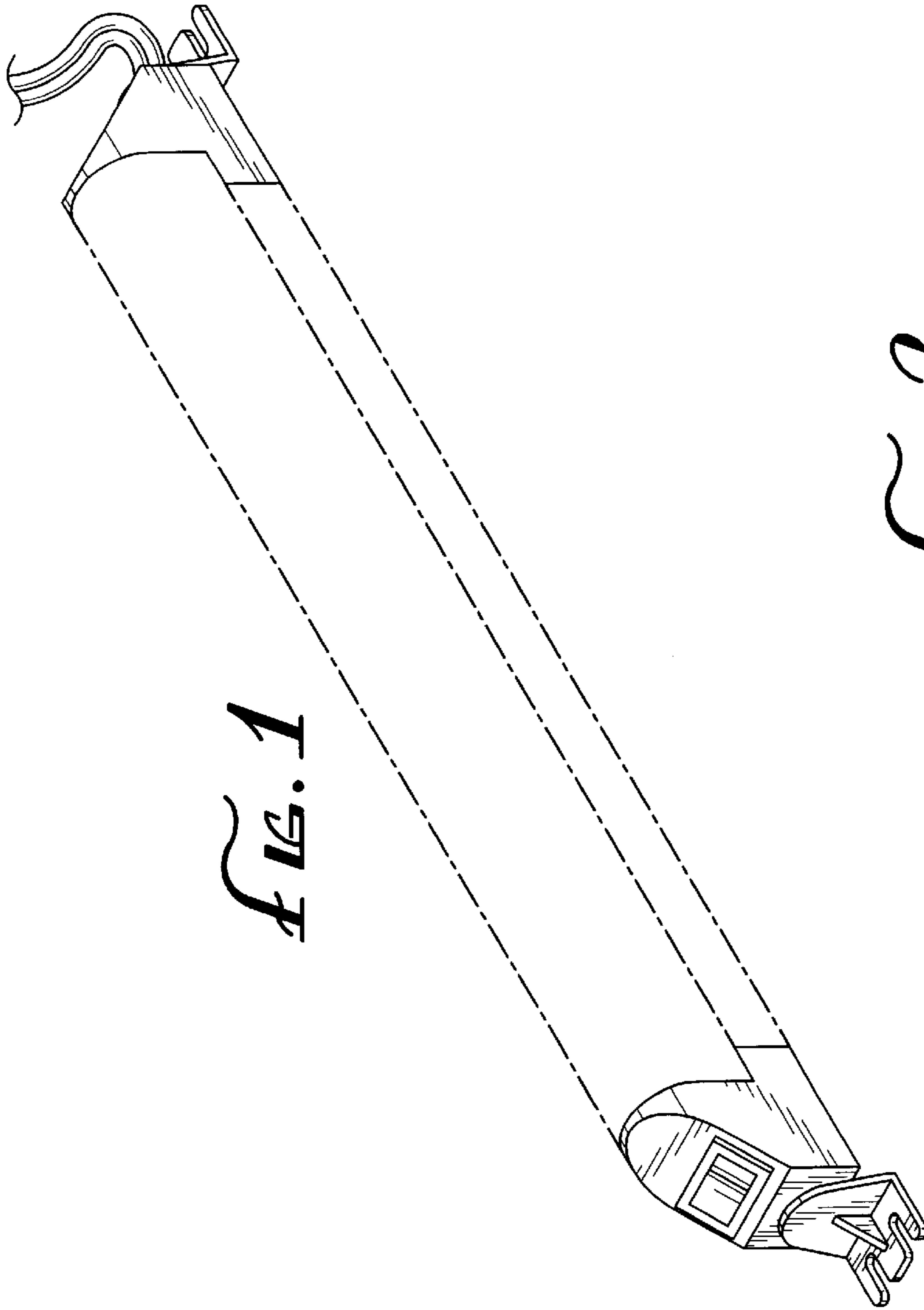
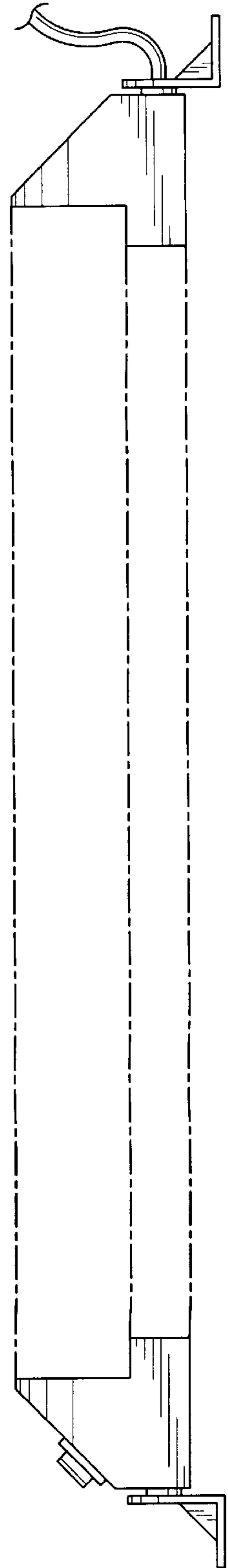


FIG. 1

FIG. 2



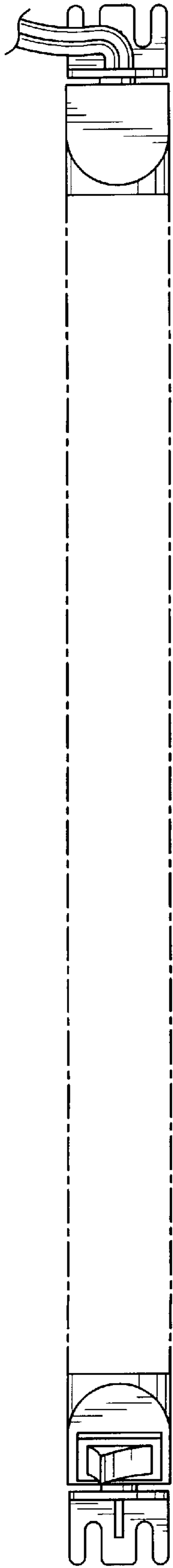


Fig. 3

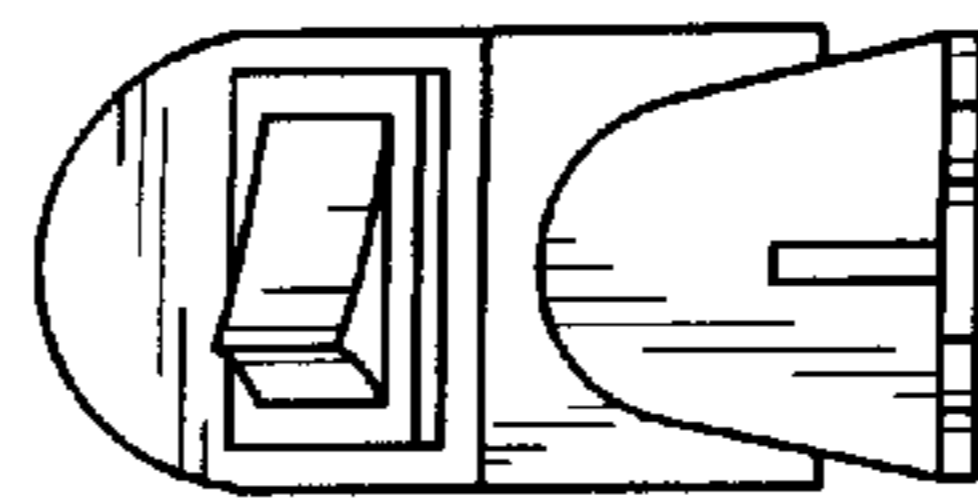


Fig. 4

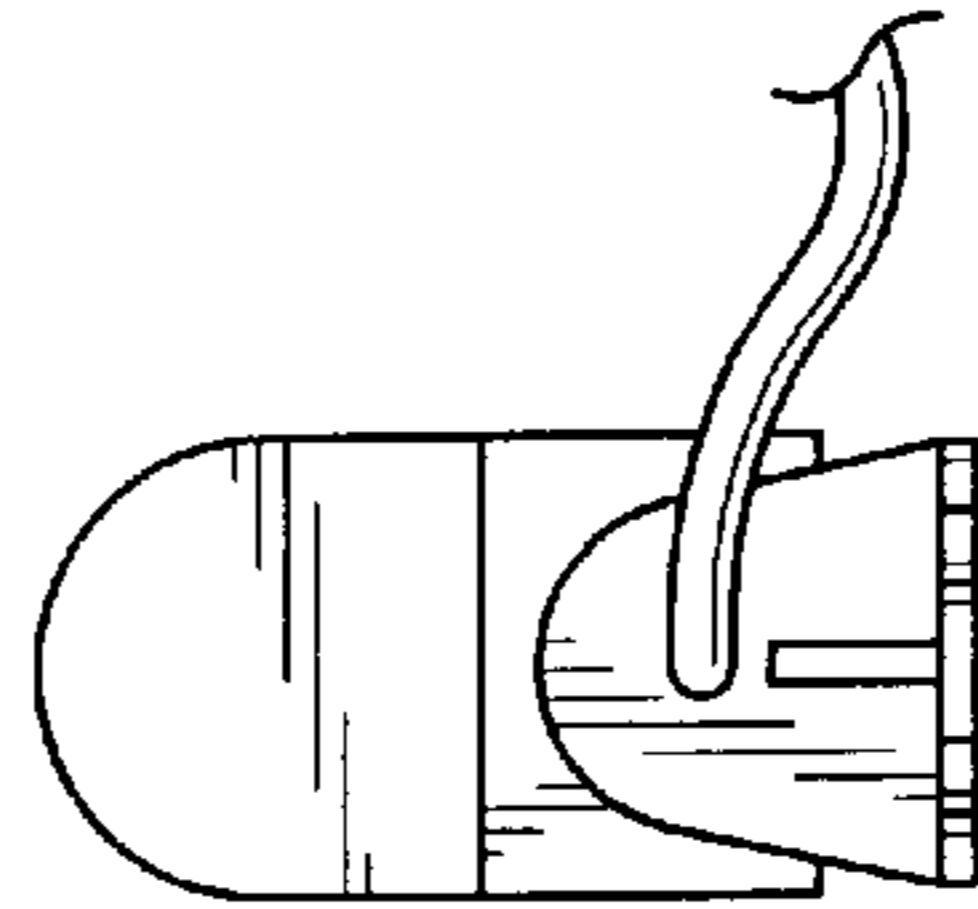


Fig. 5

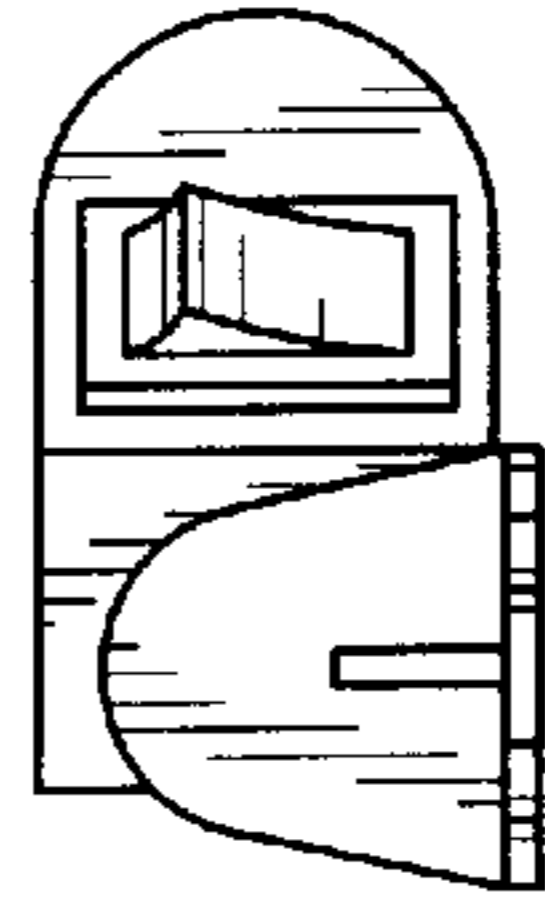


Fig. 6