



US00D440938S

(12) **United States Design Patent**
Goto et al.

(10) **Patent No.:** **US D440,938 S**

(45) **Date of Patent:** **** Apr. 24, 2001**

(54) **PLUG**
(75) Inventors: **Teiyu Goto; Kenji Watanabe**, both of
Tokyo (JP)

(73) Assignee: **Sony Corporation**, Tokyo (JP)

(**) Term: **14 Years**

(21) Appl. No.: **29/108,240**

(22) Filed: **Jul. 26, 1999**

(30) **Foreign Application Priority Data**

Jan. 26, 1999 (JP) 11-1489

(51) **LOC (7) Cl.** **13-03**

(52) **U.S. Cl.** **D13/133**

(58) **Field of Search** D13/133, 146,
D13/147; 385/56, 59, 76, 77

(56) **References Cited**

U.S. PATENT DOCUMENTS

D. 384,034 * 9/1997 Kuprewicz et al. D13/133

D. 388,766 * 1/1998 Kuprewicz et al. D13/133
D. 395,036 * 6/1998 Goto D13/147
D. 413,301 * 8/1999 Goto et al. D13/133
5,971,625 * 10/1999 Lu 385/60

* cited by examiner

Primary Examiner—Joel Sincavage

(74) *Attorney, Agent, or Firm*—Rader, Fishman & Grauer

(57) **CLAIM**

The ornamental design for a plug, as shown and described.

DESCRIPTION

FIG. 1 is a perspective view of a plug showing our new design;

FIG. 2 is a top plan view thereof;

FIG. 3 is a left side elevational view thereof;

FIG. 4 is a front elevational view thereof;

FIG. 5 is a bottom plan view thereof;

FIG. 6 is a right side elevational view thereof; and,

FIG. 7 is a rear elevational view thereof.

1 Claim, 4 Drawing Sheets

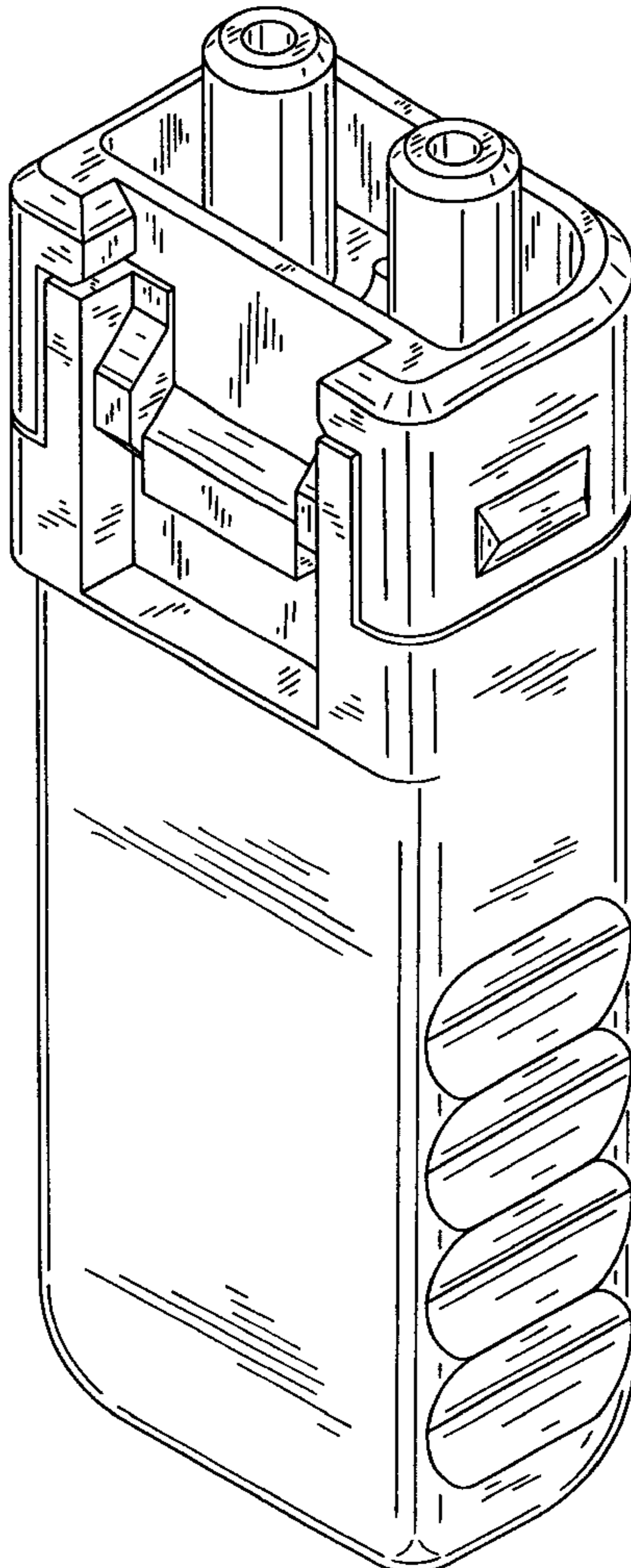


FIG. 1

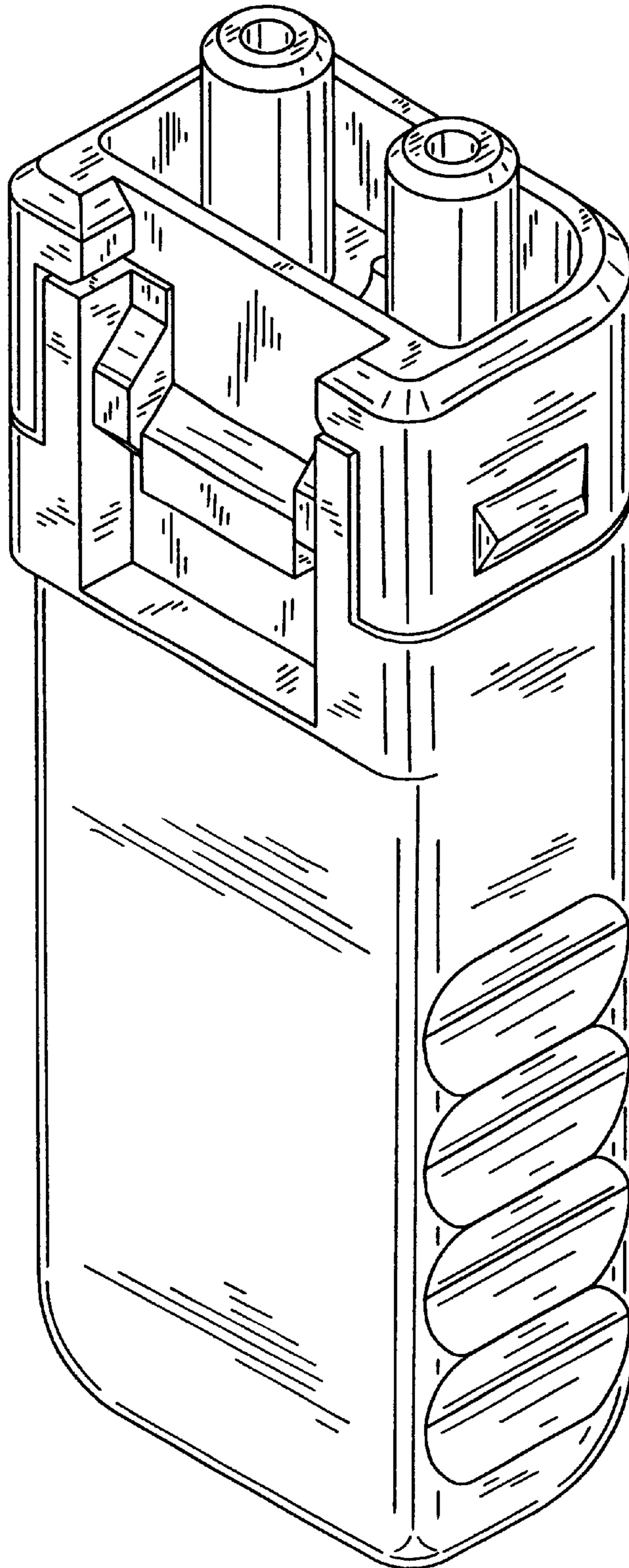


FIG. 2




FIG. 5

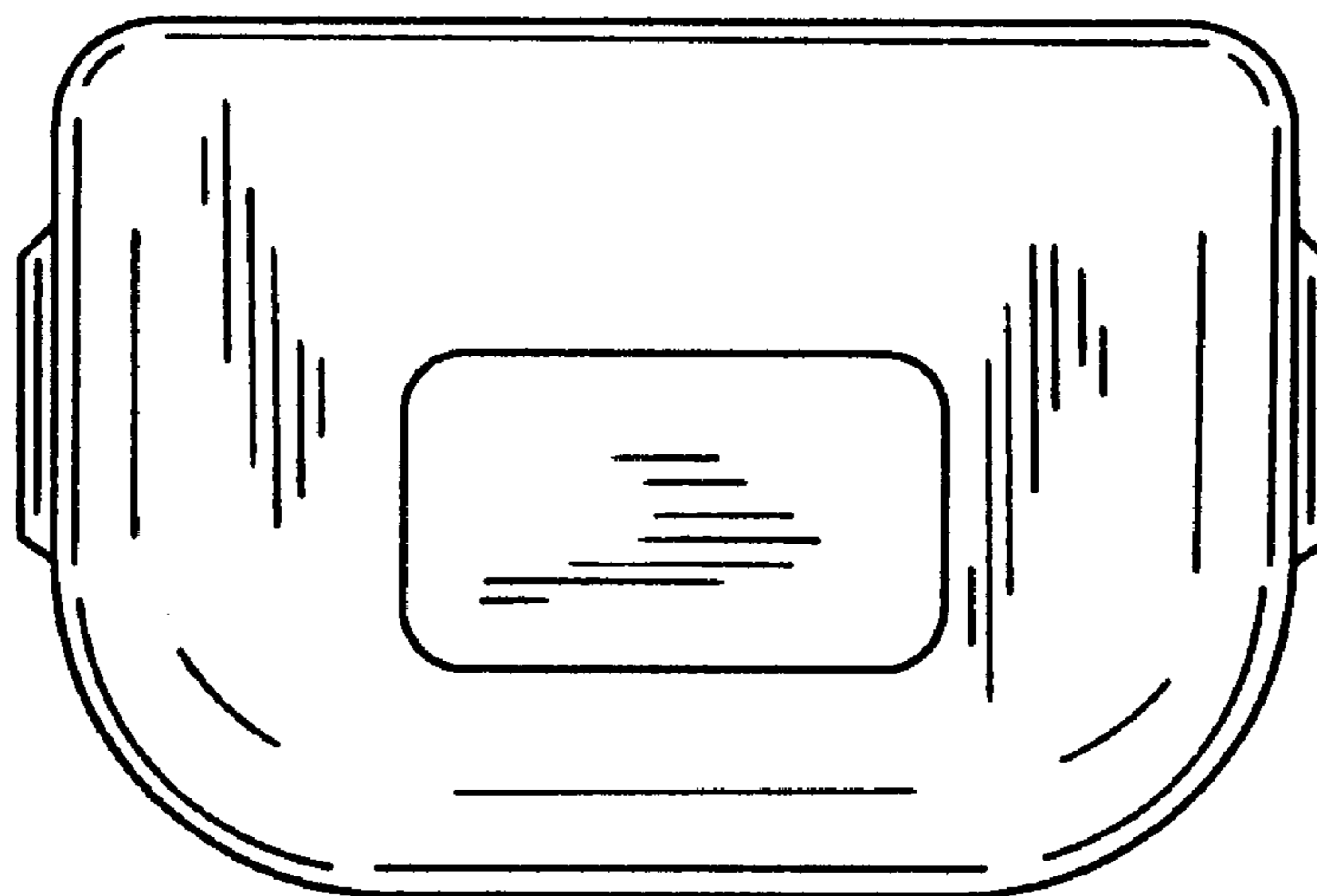


FIG. 3

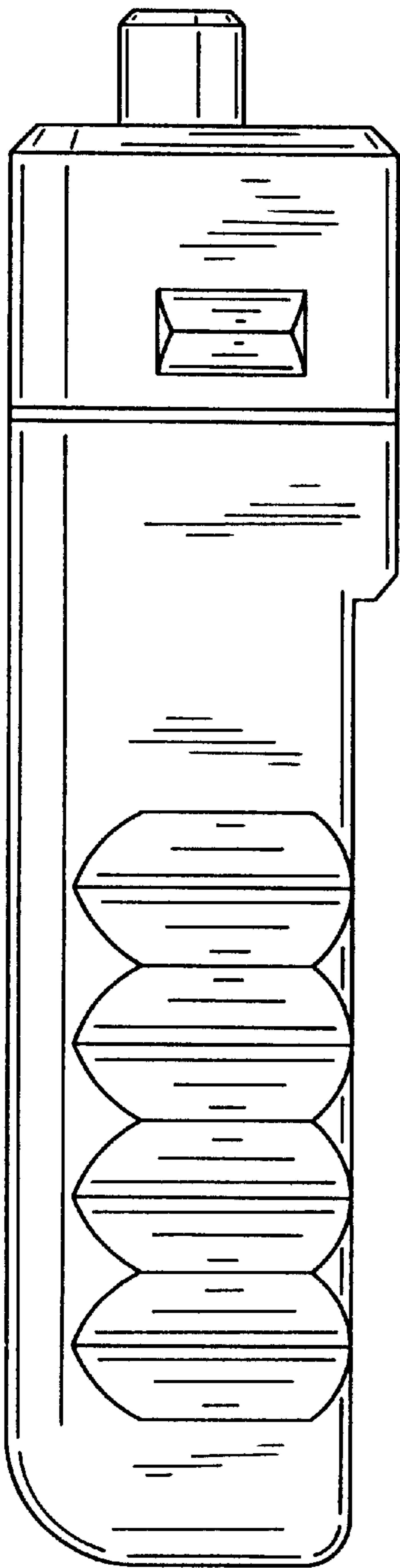


FIG. 4




FIG. 6

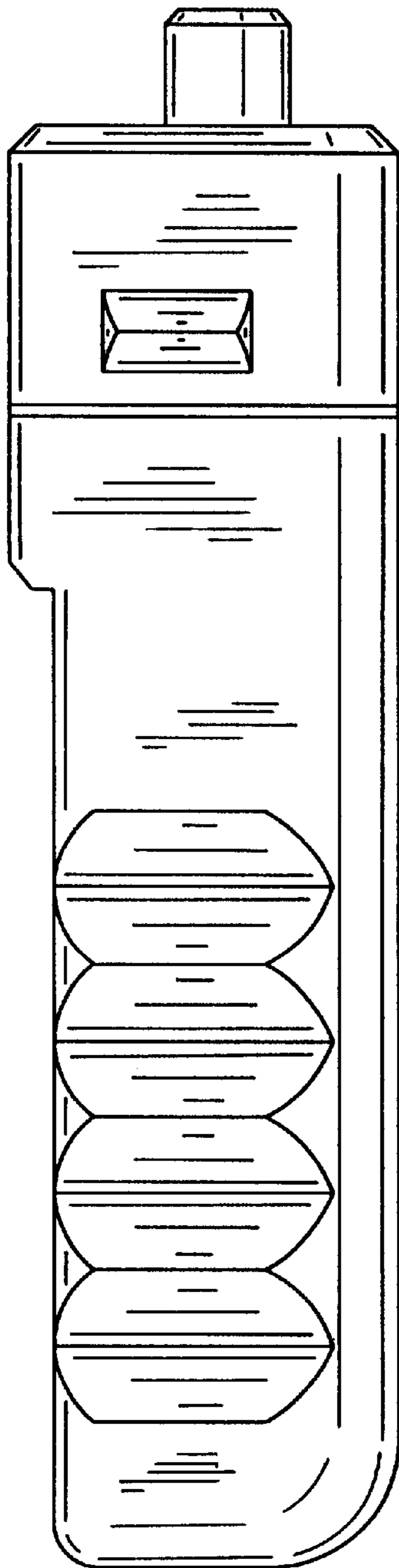


FIG. 7

