



US00D440928S

(12) **United States Design Patent**  
**Hussaini et al.**

(10) **Patent No.:** **US D440,928 S**

(45) **Date of Patent:** **\*\* Apr. 24, 2001**

(54) **LICENSE PLATE HOLDER**

(75) Inventors: **Saied Hussaini; Marc Iacovelli**, both of Miami, FL (US)

(73) Assignee: **Rally Manufacturing, Inc.**, Miami, FL (US)

(\*\*) Term: **14 Years**

(21) Appl. No.: **29/130,092**

(22) Filed: **Sep. 28, 2000**

(51) **LOC (7) Cl.** ..... **12-16**

(52) **U.S. Cl.** ..... **D12/193**

(58) **Field of Search** ..... D12/193; D6/300-303, D6/310-314; 40/200-203, 207-216

(56) **References Cited**

**U.S. PATENT DOCUMENTS**

D. 345,541	*	3/1994	Schmitz	.....	D12/193
D. 377,927	*	2/1997	Kreidt	.....	D12/193
D. 385,244	*	10/1997	Spencer	.....	D12/193
D. 398,270	*	9/1998	Spencer	.....	D12/193
D. 402,610	*	12/1998	Spencer	.....	D12/193
D. 411,975	*	7/1999	Spencer	.....	D12/193

\* cited by examiner

*Primary Examiner*—Stacia Cadmus

(74) *Attorney, Agent, or Firm*—Liniak, Berenato, Longacre & White

(57) **CLAIM**

The ornamental design for a license plate holder, as shown and described.

**DESCRIPTION**

FIG. 1 is a Front View of the license plate holder according to the present invention;

FIG. 2 is a rear view of the license plate holder of FIG. 1;

FIG. 3 is a top view of the license plate holder of FIG. 1;

FIG. 4 is a bottom view of the license plate holder of FIG. 1;

FIG. 5 is a left side view of the license plate holder of FIG. 1;

FIG. 6 is a right side view of the license plate holder of FIG. 1; and,

FIG. 7 is a front elevational perspective view of the license plate holder of FIG. 1.

**1 Claim, 3 Drawing Sheets**




Fig. 1




Fig. 2

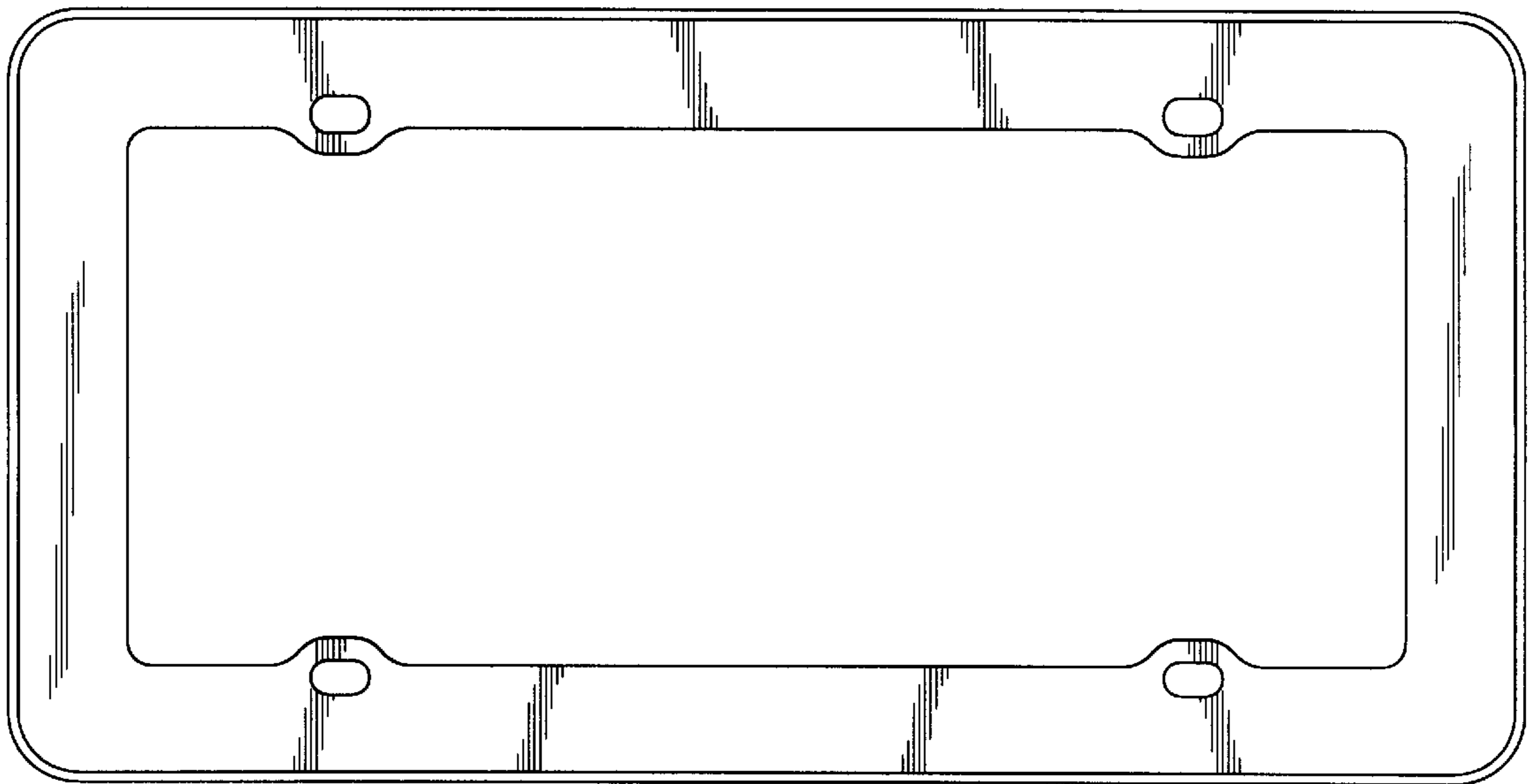


Fig. 3



Fig. 4




Fig. 5

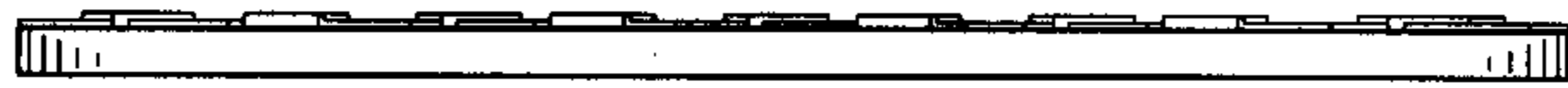


Fig. 6



Fig. 7

