



US00D440914S

(12) **United States Design Patent**  
**Pfeiffer**

(10) **Patent No.:** **US D440,914 S**

(45) **Date of Patent:** **\*\* Apr. 24, 2001**

(54) **FRONTAL CONFIGURATION OF A STEERING WHEEL FOR A VEHICLE**

D. 418,786 \* 1/2000 Giamos ..... D12/176  
D. 421,945 \* 3/2000 Sacco et al. .... D12/176  
D. 424,488 \* 5/2000 Thorpe ..... D12/176

(75) Inventor: **Peter Pfeiffer**, Boeblingen (DE)

\* cited by examiner

(73) Assignee: **DaimlerChrysler AG**, Stuttgart (DE)

*Primary Examiner*—Melody N. Brown

(\*\*) Term: **14 Years**

(74) *Attorney, Agent, or Firm*—Evenson, McKeown, Edwards & Lenahan, P.L.L.C.

(21) Appl. No.: **29/126,502**

(57) **CLAIM**

(22) Filed: **Jul. 19, 2000**

The ornamental design for a frontal configuration of a steering wheel for a vehicle, as shown and described.

(30) **Foreign Application Priority Data**

**DESCRIPTION**

Jan. 27, 2000 (DE) ..... 4 00 00 753

(51) **LOC (7) Cl.** ..... **12-16**

FIG. 1 is a perspective view of a frontal configuration of a steering wheel for a vehicle according to my novel design; and,

(52) **U.S. Cl.** ..... **D12/176**

FIG. 2 is a front view of the frontal configuration of a steering wheel for a vehicle according to my novel design. The broken lines included depict environment and are not part of the claimed design.

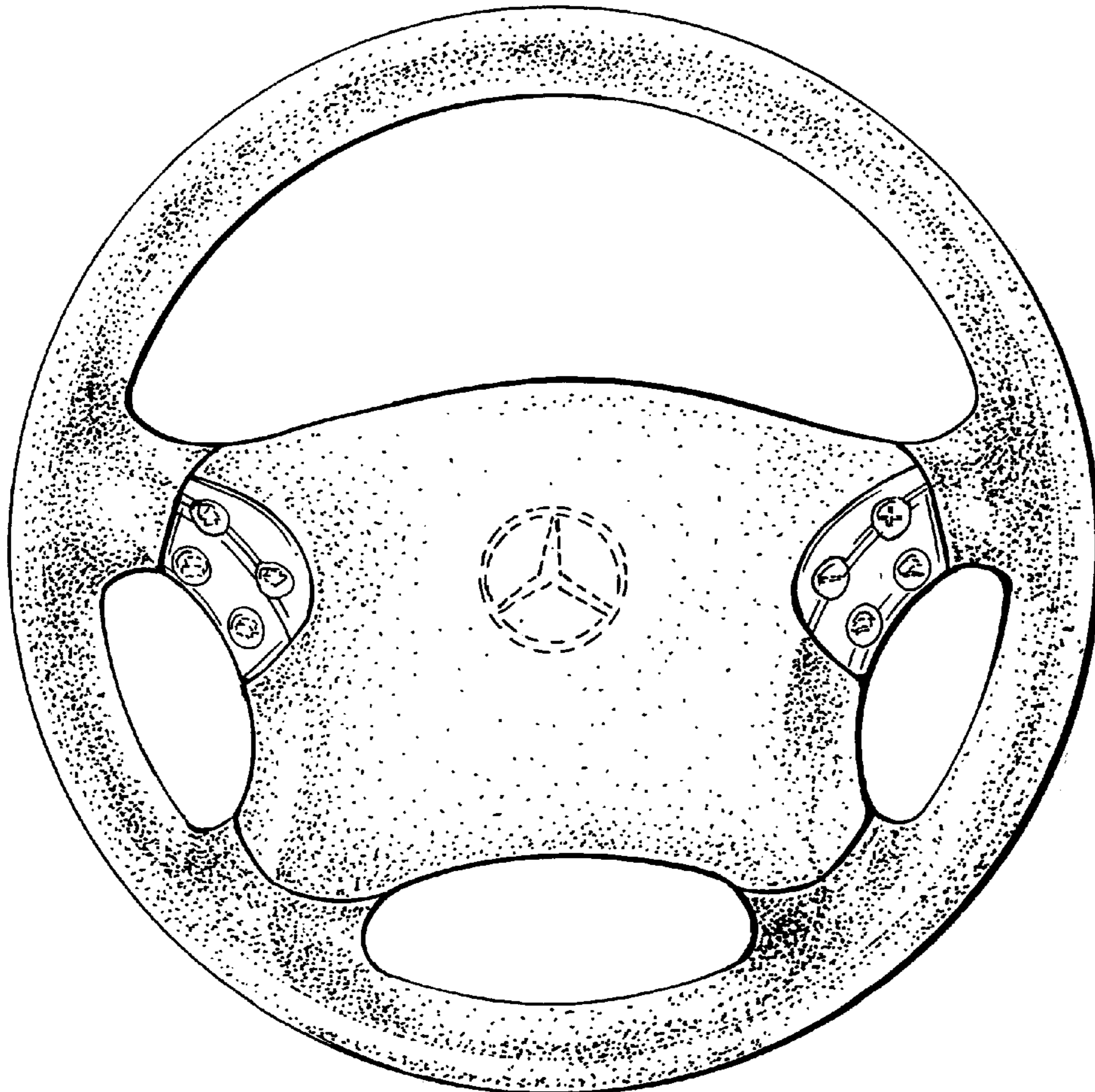
(58) **Field of Search** ..... D12/175, 176;  
74/552, 558

(56) **References Cited**

**U.S. PATENT DOCUMENTS**

D. 410,606 \* 6/1999 Sacco et al. .... D12/176

**1 Claim, 1 Drawing Sheet**



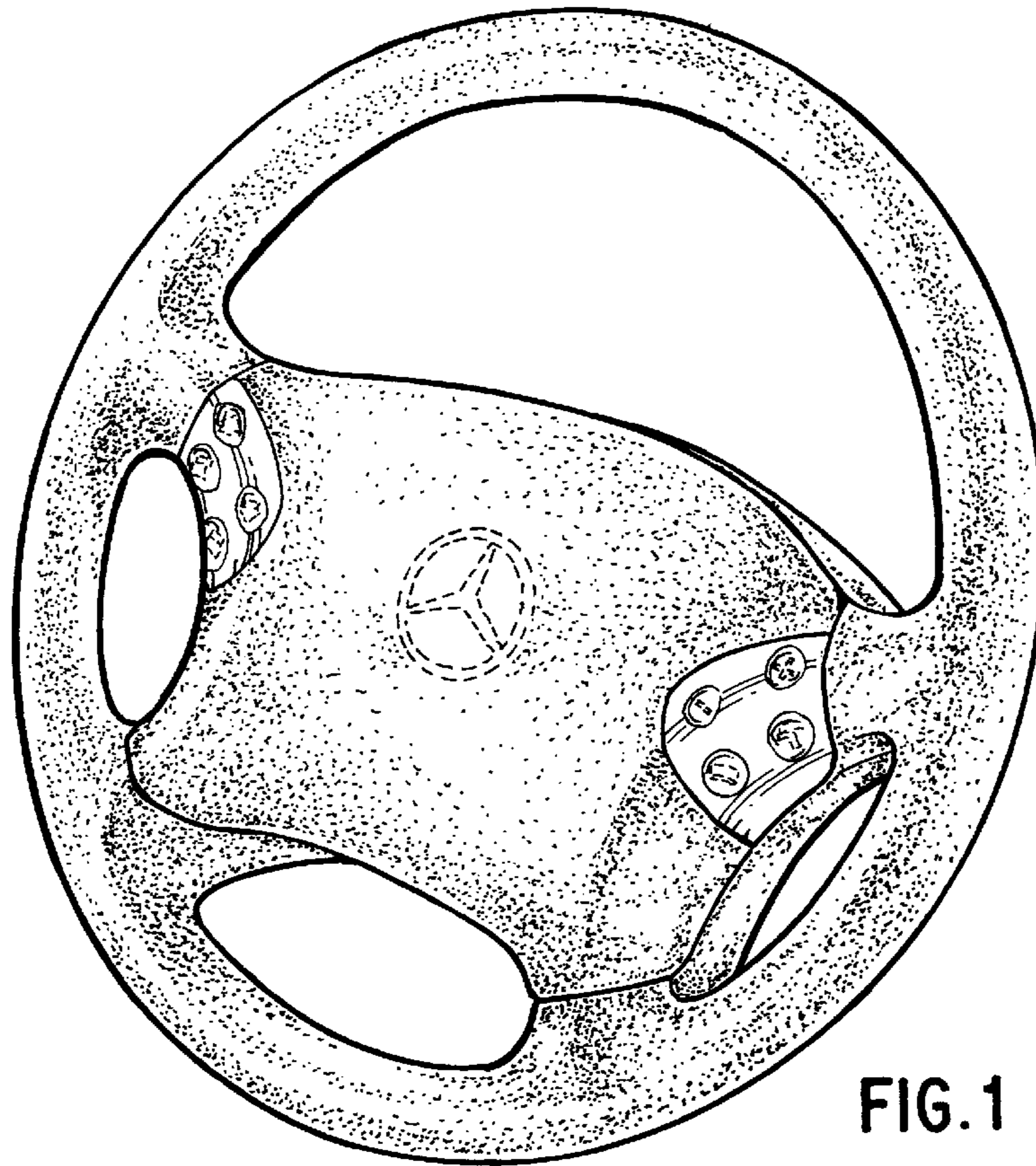


FIG. 1

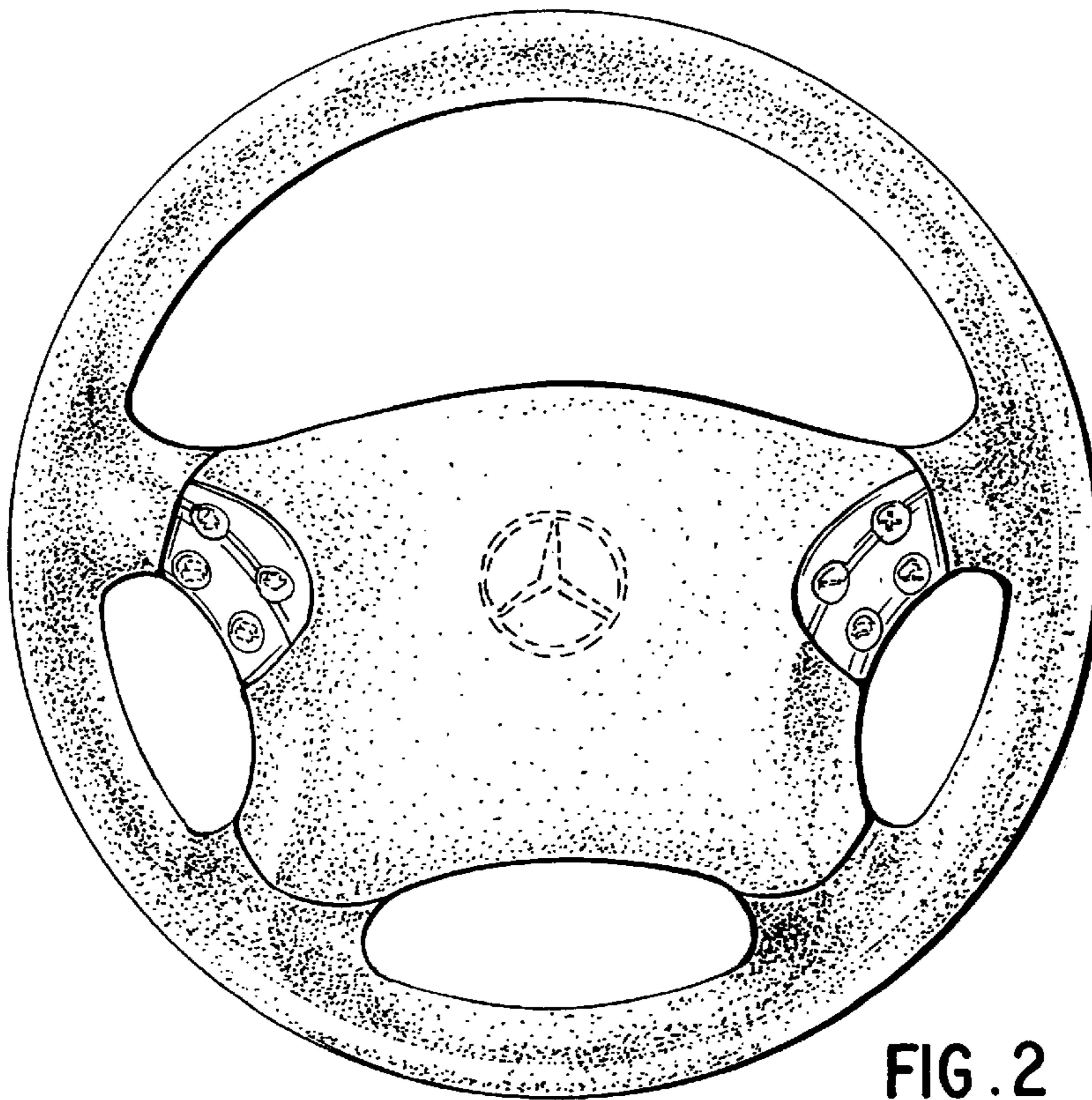


FIG. 2