



US00D440904S

(12) **United States Design Patent**  
**Farrow**

(10) **Patent No.:** **US D440,904 S**

(45) **Date of Patent:** **\*\* Apr. 24, 2001**

(54) **VIOLIN FLOWER ARRANGEMENT**

(76) Inventor: **Deborah F. Farrow**, 3160 Rangeline Rd., Memphis, TN (US) 38127

(\*\*) Term: **14 Years**

(21) Appl. No.: **29/123,015**

(22) Filed: **May 8, 2000**

(51) **LOC (7) Cl.** ..... **11-02**

(52) **U.S. Cl.** ..... **D11/157**

(58) **Field of Search** ..... D11/117, 121,  
D11/125, 131, 157; 428/7, 13, 15, 16, 23,  
913.3, 542.2

(56) **References Cited**

**U.S. PATENT DOCUMENTS**

D. 35,586	*	1/1902	Bomenblit et al. ....	D11/157
D. 97,925	*	12/1935	Dernehl .....	D11/157 X
D. 105,344	*	7/1937	Bieck .....	D11/157 X
D. 105,496	*	8/1937	Nieck .....	D11/157
D. 109,288	*	4/1938	Aldrich .....	D11/157 X
D. 125,930	*	3/1941	Tearl .....	D11/157 X

D. 129,513	*	9/1941	Parker .....	D11/157 X
D. 190,738		6/1961	Sharp .	
D. 281,768		12/1985	Hansen, Jr. .	
D. 322,044		12/1991	Marsar, Jr. et al. .	
D. 388,361		12/1997	Krieger .	

\* cited by examiner

*Primary Examiner*—Dominic Simone

(74) *Attorney, Agent, or Firm*—Henderson & Sturm LLP

(57) **CLAIM**

The ornamental design for a violin flower arrangement, as shown and described.

**DESCRIPTION**

FIG. 1 is a perspective view of the violin flower arrangement showing my new design;

FIG. 2 is a front elevational view thereof;

FIG. 3 is a rear elevational view thereof;

FIG. 4 is a left-side elevational view thereof;


FIG. 5 is a right-side elevational view thereof;

FIG. 6 is a top plan view thereof; and,


FIG. 7 is a bottom plan view thereof.

**1 Claim, 2 Drawing Sheets**






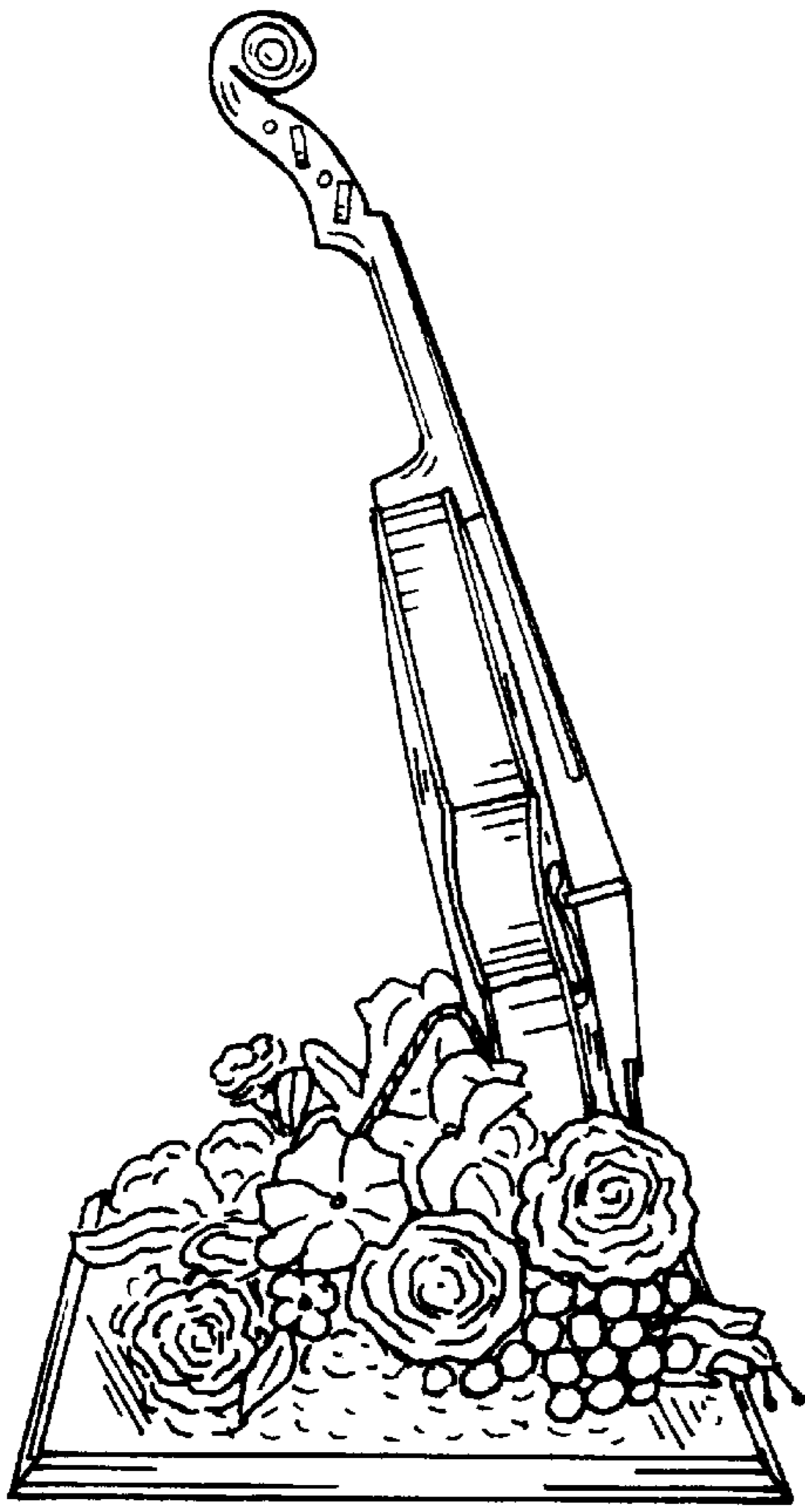
*Fig. 1*



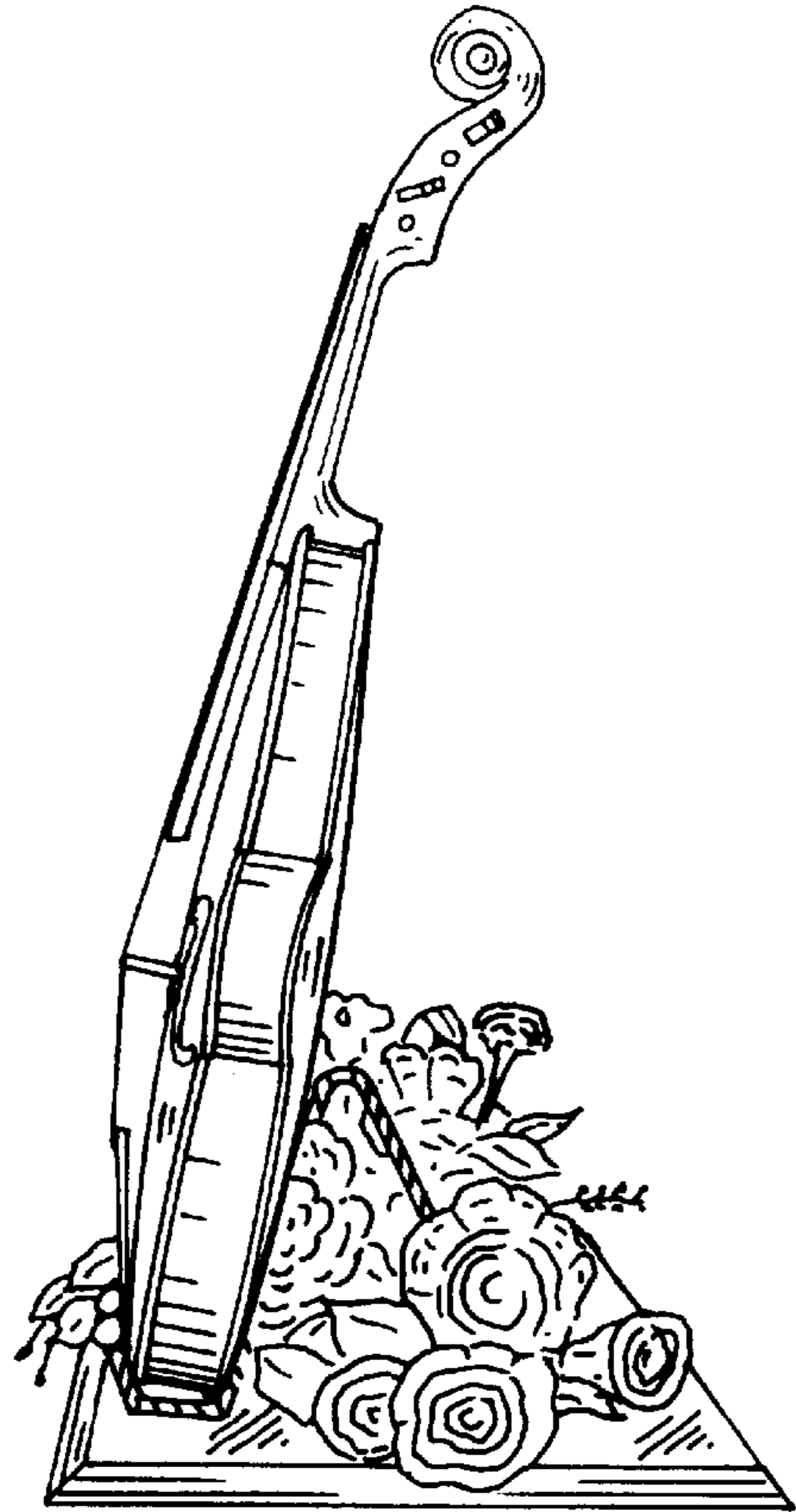
*Fig. 2*




*Fig. 3*




*Fig. 4*



*Fig. 5*



*Fig. 6*



*Fig. 7*