



US00D440902S

(12) **United States Design Patent**  
**Wolf**

(10) **Patent No.:** **US D440,902 S**

(45) **Date of Patent:** **\*\* Apr. 24, 2001**

(54) **JEWELRY ARRANGEMENT**

(76) **Inventor:** **Steven J. Wolf**, 161 E. 79<sup>th</sup> St., New York, NY (US) 10021

(\*\*) **Term:** **14 Years**

(21) **Appl. No.:** **29/126,017**

(22) **Filed:** **Jul. 5, 2000**

(51) **LOC (7) Cl.** ..... **11-01**

(52) **U.S. Cl.** ..... **D11/90**

(58) **Field of Search** ..... D11/1, 2, 26, 35, D11/36, 89, 90; 63/1.11, 15, 26, 32

(56) **References Cited**

**U.S. PATENT DOCUMENTS**

D. 250,100	10/1978	Finker et al. .	
D. 250,640	* 12/1978	Grossbard .....	D11/90
D. 297,718	* 9/1988	Cohen et al. ....	D11/90
D. 372,204	7/1996	Itzkowitz .	
D. 391,518	* 3/1998	Slowinski et al. ....	D11/90
D. 402,582	* 12/1998	Ambar .....	D11/89

D. 405,712	*	2/1999	Ambar .....	D11/90
D. 420,935	*	2/2000	Ambar .....	D11/90
D. 423,396	*	4/2000	Wolf .....	D11/90
2,733,579		2/1956	Pfeffer et al. .	
3,014,354		12/1961	McCary .	
3,796,065	*	3/1974	Watermeyer .....	63/62

\* cited by examiner

*Primary Examiner*—Ralf Seifert

(74) *Attorney, Agent, or Firm*—Akin, Gump, Strauss, Hauer & Feld, L.L.P.

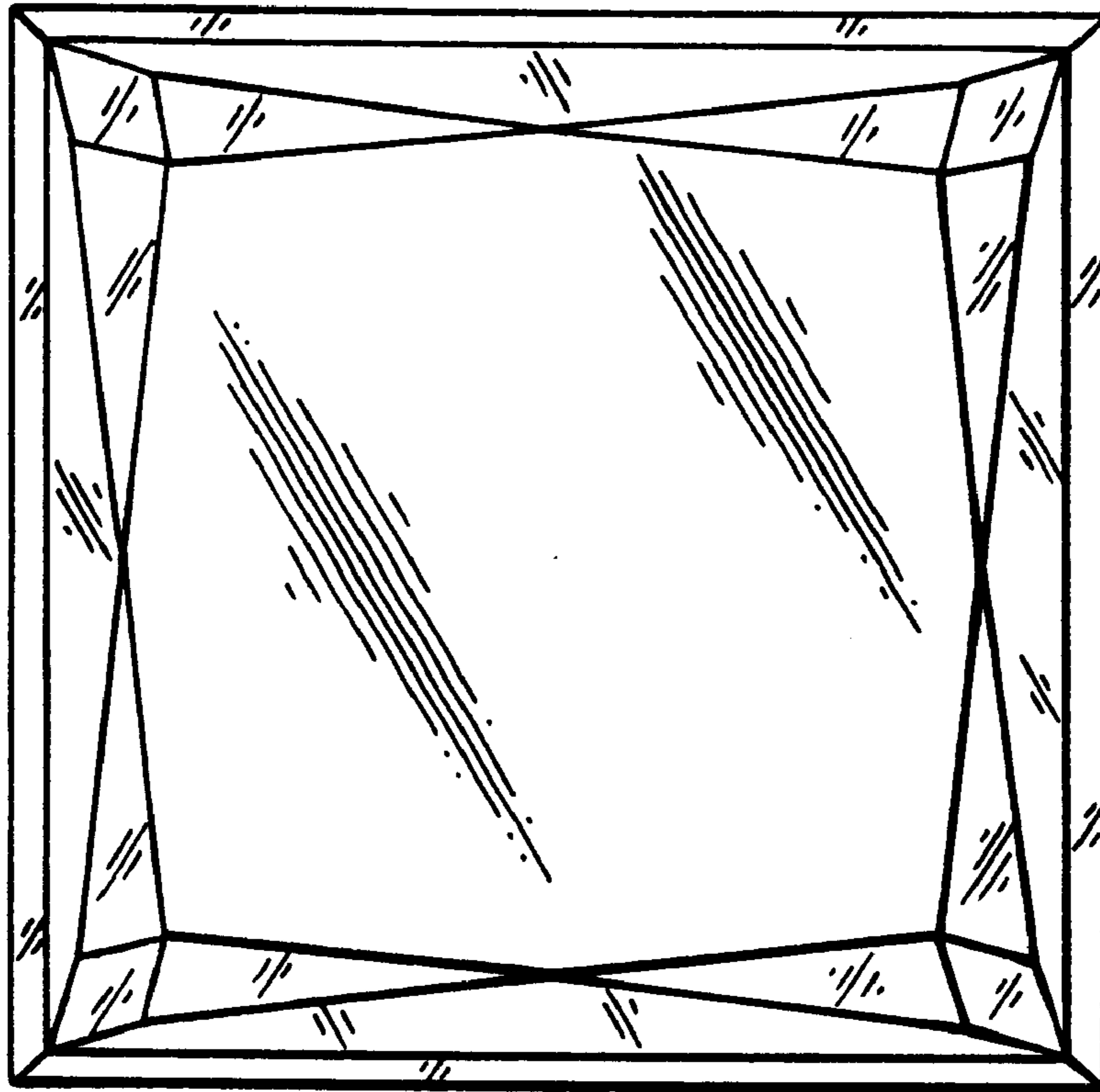
(57) **CLAIM**

The ornamental design for a jewelry arrangement, as shown and described.

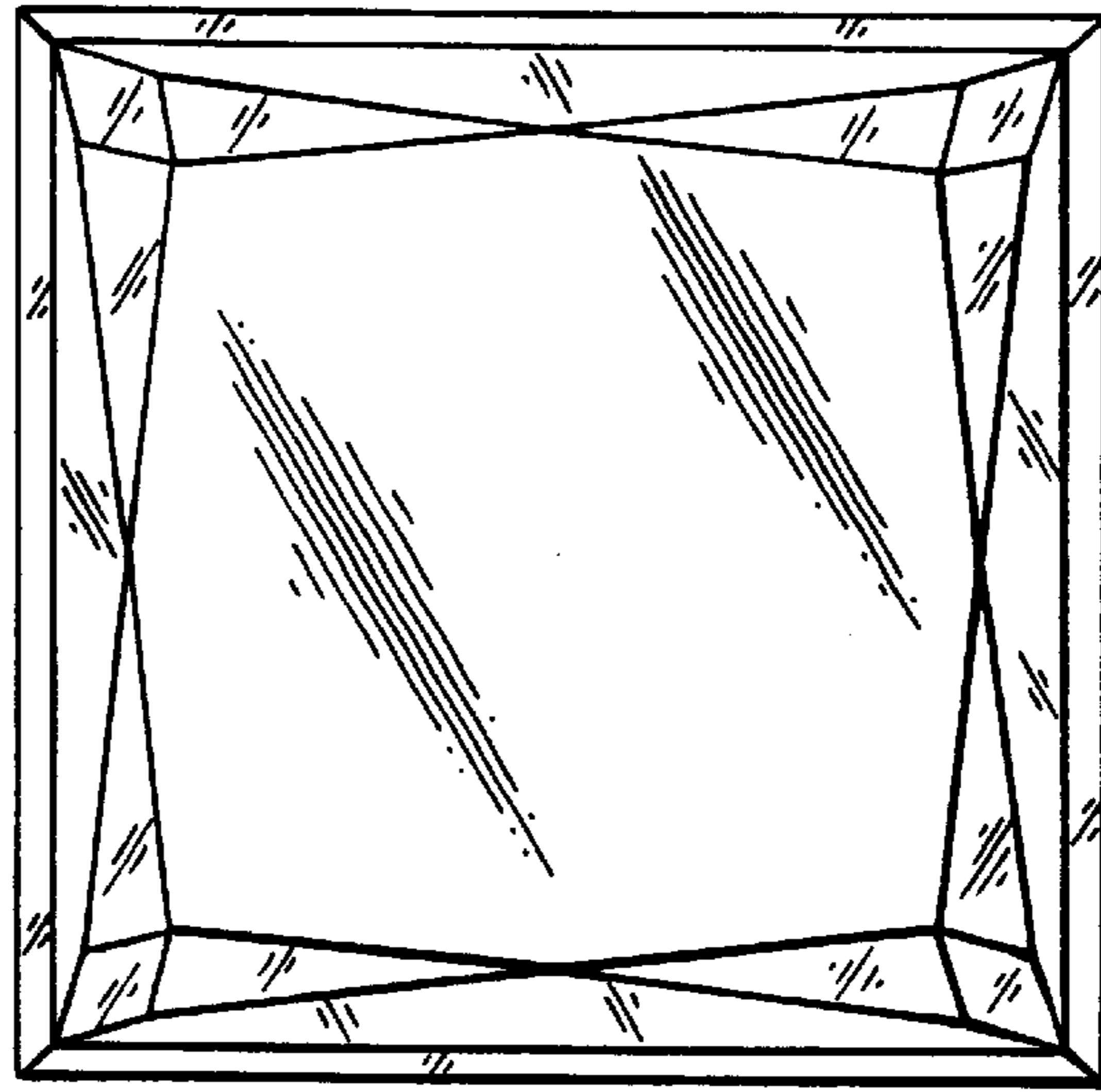
**DESCRIPTION**

FIG. 1 is a top plan view of a jewelry arrangement in accordance with my new design; FIG. 2 is a bottom plan view of thereof; and, FIG. 3 is a front elevational view thereof, the rear, left-side, and right-side elevational views thereof being identical.

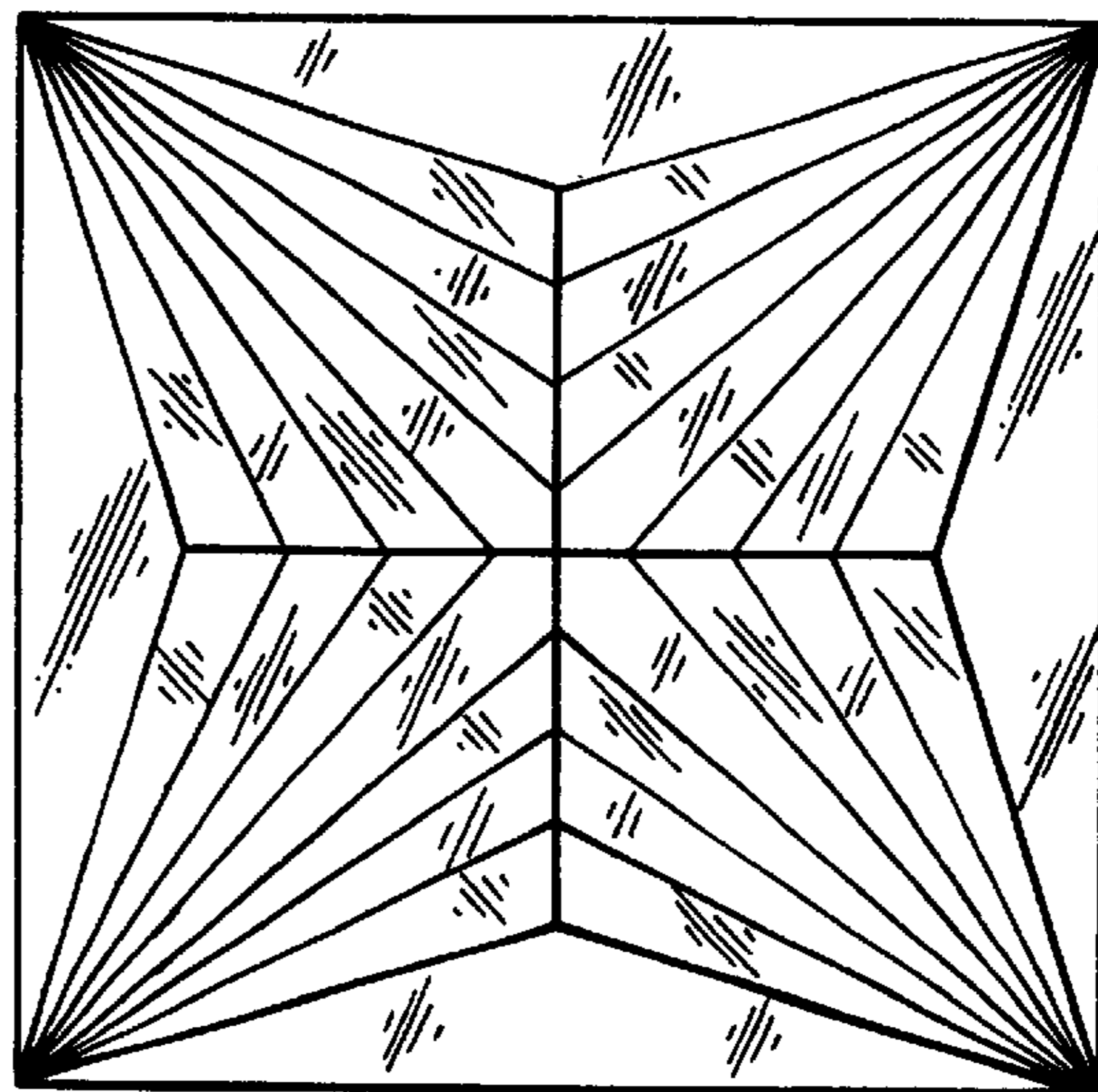
**1 Claim, 1 Drawing Sheet**



*FIG. 1*



*FIG. 2*



*FIG. 3*

