



US00D440897S

(12) **United States Design Patent**  
**Fabian**

(10) **Patent No.:** **US D440,897 S**

(45) **Date of Patent:** **\*\* Apr. 24, 2001**

(54) **APPARATUS FOR MEASURING BODY FAT**

(75) **Inventor:** **Wolfgang Fabian, Mannheim (DE)**

(73) **Assignee:** **Soehnle AG, Montlingen (CH)**

(\*\*) **Term:** **14 Years**

(21) **Appl. No.:** **29/121,494**

(22) **Filed:** **Apr. 10, 2000**

(30) **Foreign Application Priority Data**

Oct. 18, 1999 (XH) ..... DM/049 529

(51) **LOC (7) Cl.** ..... **10-04**

(52) **U.S. Cl.** ..... **D10/97; D10/78**

(58) **Field of Search** ..... D10/78, 97; 482/1-9,  
482/900-902; 128/904; 342/357; 73/864.21,  
864.22; 600/513; 701/213-216

(56) **References Cited**

**U.S. PATENT DOCUMENTS**

- D. 344,535 \* 2/1994 Caruso et al. .... D10/97
- D. 399,153 \* 10/1998 Yamauchi et al. .... D10/97
- D. 409,933 \* 5/1999 Young ..... D10/97
- D. 419,089 \* 1/2000 Yamauchi et al. .... D10/97
- D. 430,053 \* 8/2000 Ariyama et al. .... D10/104

- 5,931,791 \* 8/1999 Saltzstein et al. .... 600/513
- 6,013,007 \* 1/2000 Root et al. .... 482/8
- 6,016,712 \* 1/2000 Warden et al. .... 73/864.21

\* cited by examiner

*Primary Examiner*—Antoine Duval Davis

(74) *Attorney, Agent, or Firm*—Jones, Tullar & Cooper, P.C.

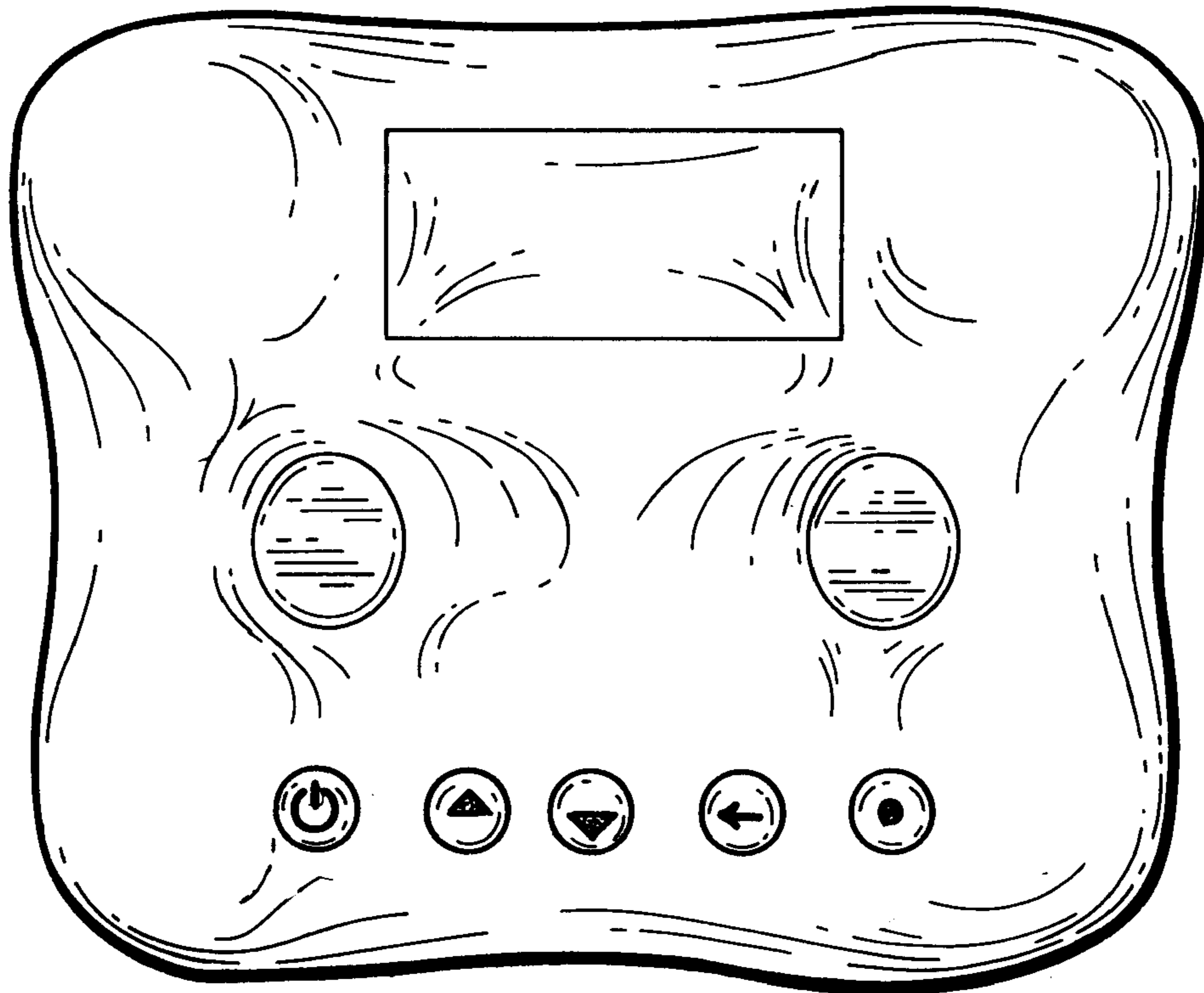
(57) **CLAIM**

The ornamental design for an apparatus for measuring body fat, as shown and described.

**DESCRIPTION**

FIG. 1 is a top plane view of the apparatus for measuring body fat according to the present invention;  
 FIG. 2 is a bottom view of the apparatus of FIG. 1;  
 FIG. 3 is a right side perspective view of the apparatus of FIGS. 1 and 2;  
 FIG. 4 is a left side perspective view of the apparatus of FIGS. 1-3;  
 FIG. 5 is a front elevation view of the apparatus of FIGS. 1-4;  
 FIG. 6 is a side elevation view of the apparatus of FIGS. 4 and 5; and,  
 FIG. 7 is a rear elevation view of the apparatus of FIGS. 1-6.

**1 Claim, 2 Drawing Sheets**



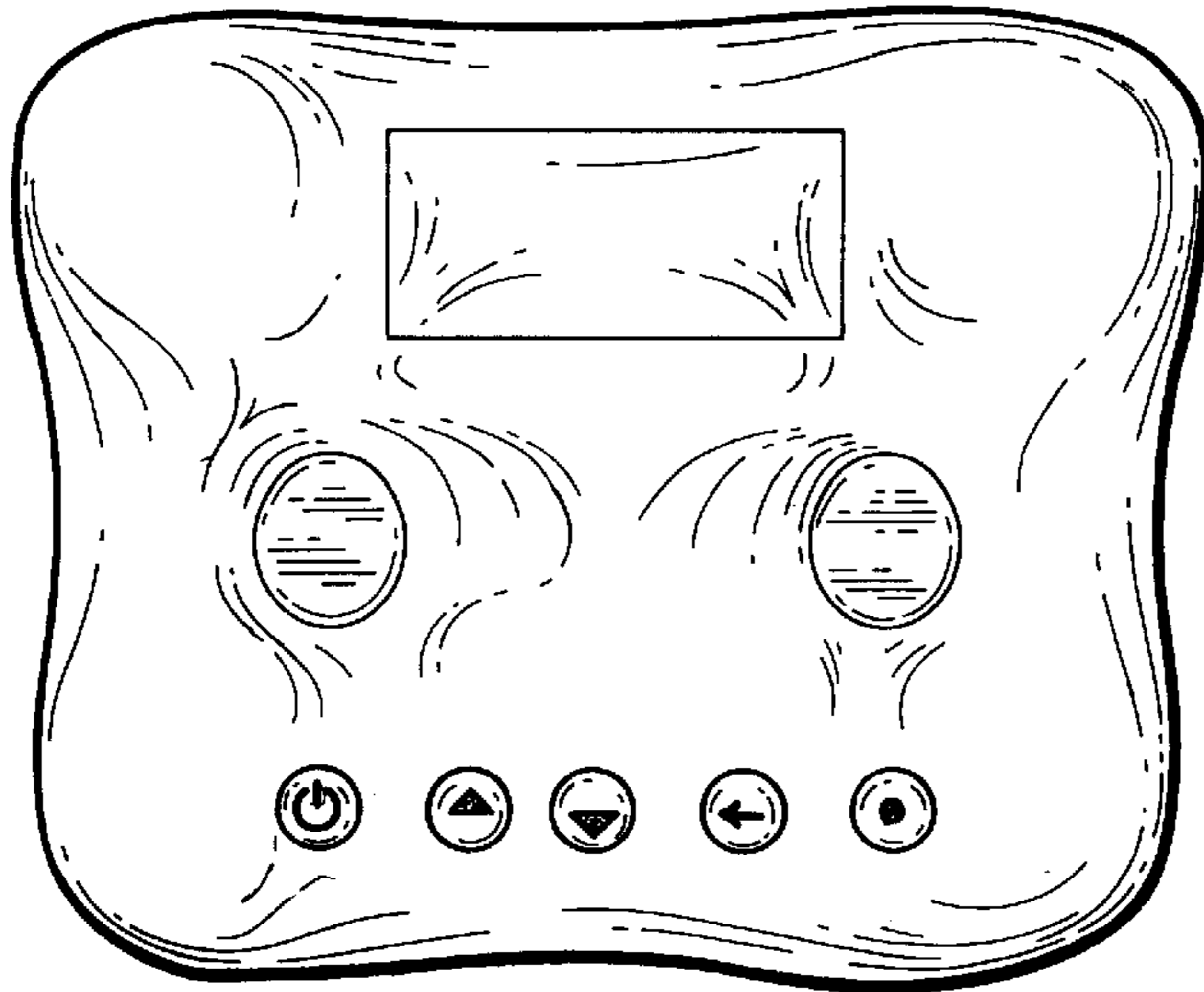


FIG. 1

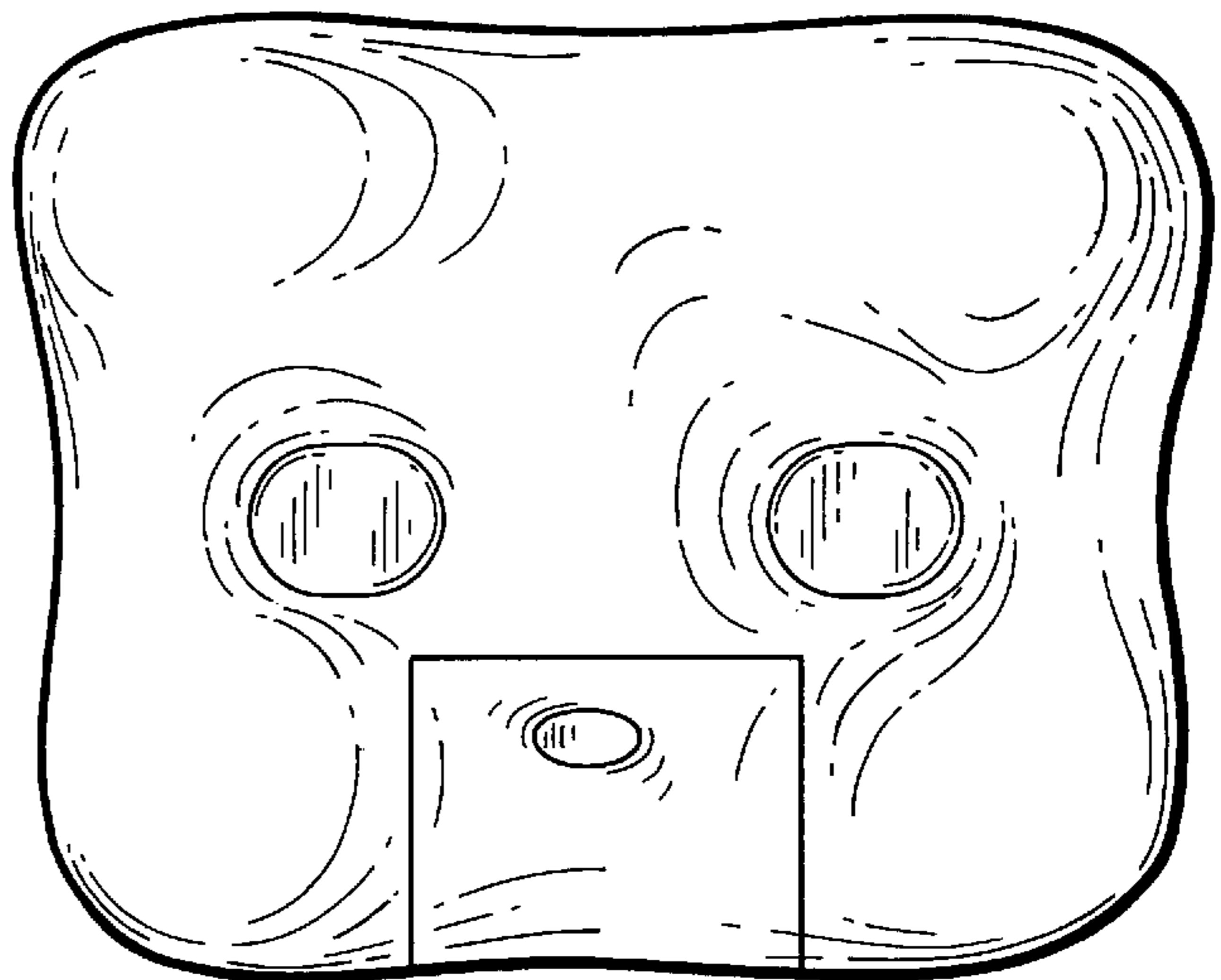


FIG. 2

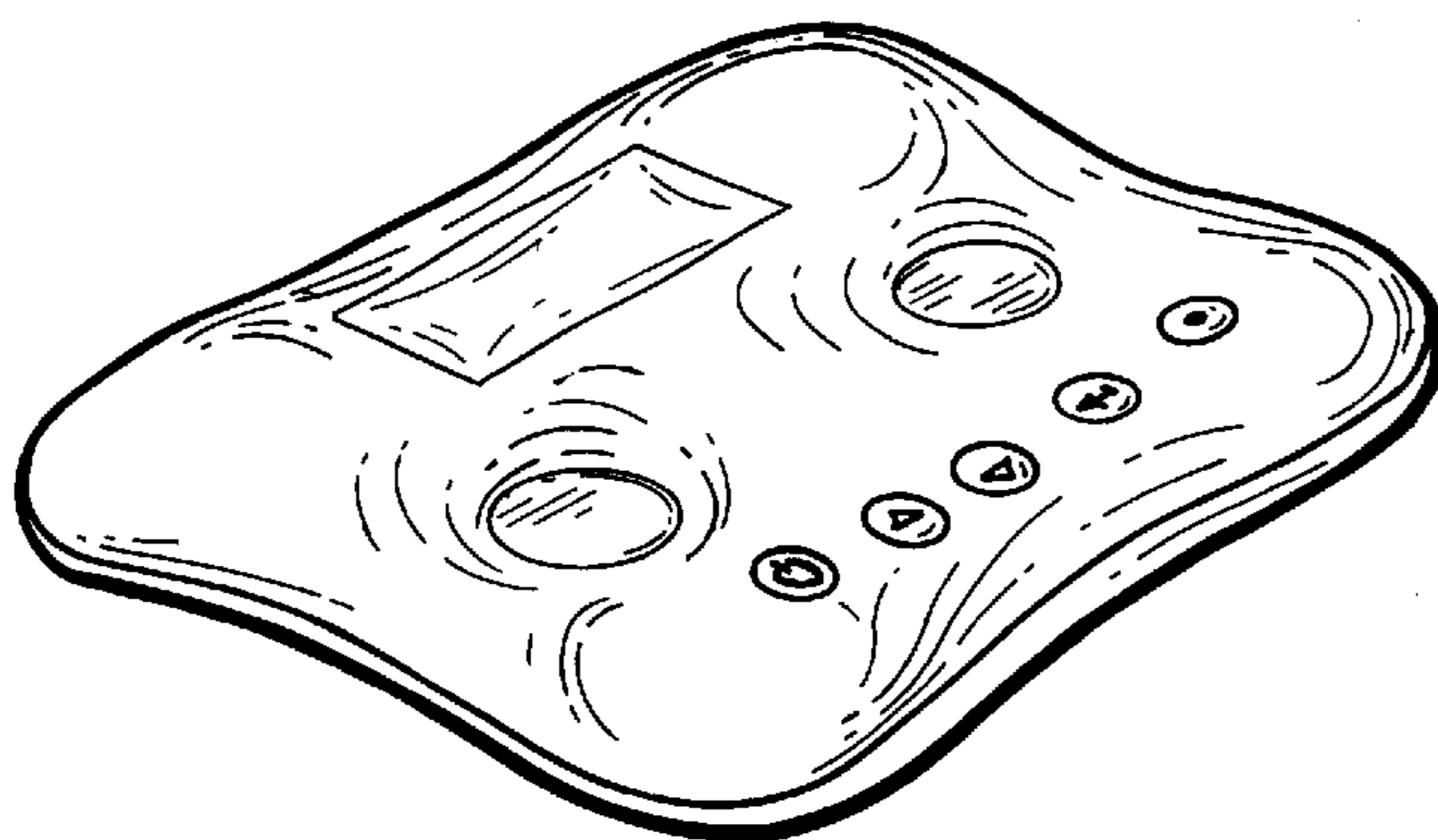


FIG. 3

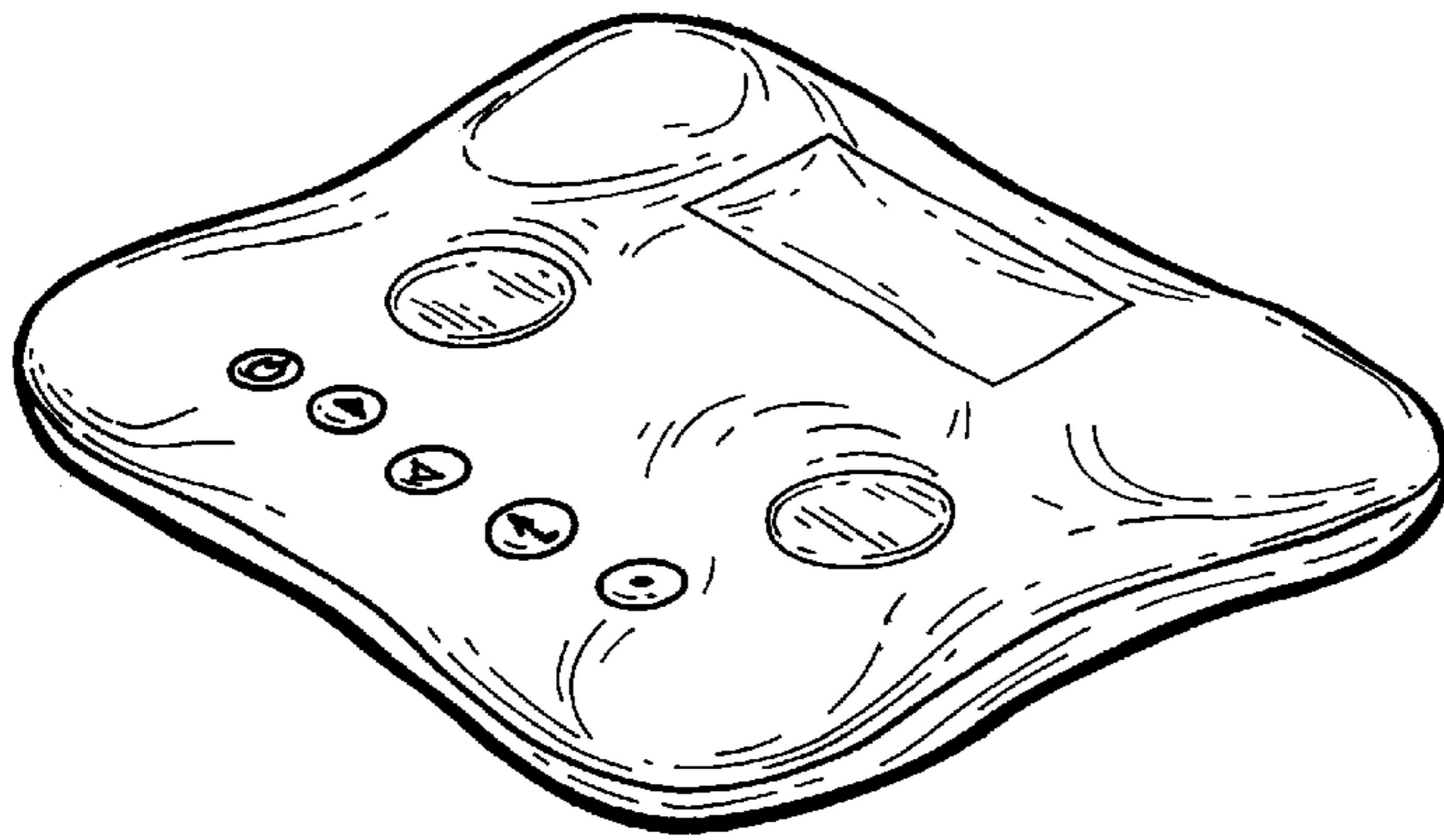


FIG. 4

FIG. 5


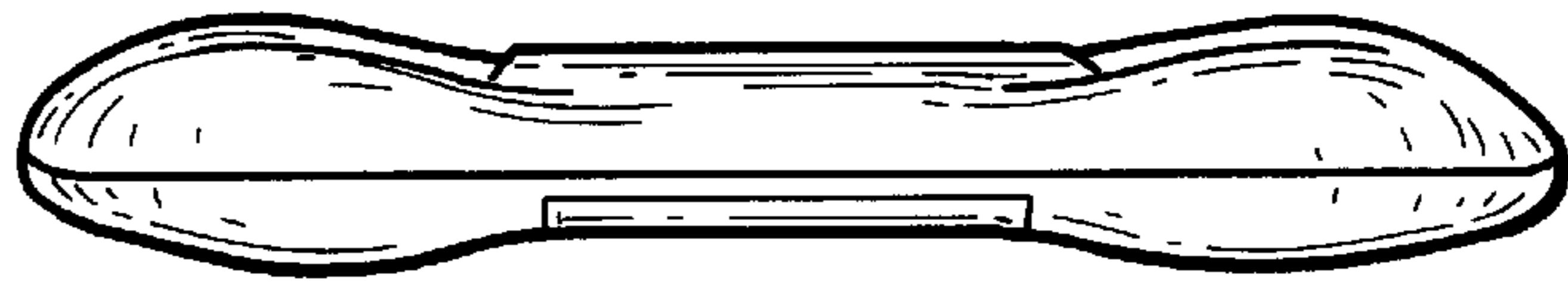


FIG. 6

FIG. 7

