



US00D440894S

(12) **United States Design Patent**  
**Van Zeyl**

(10) **Patent No.:** **US D440,894 S**

(45) **Date of Patent:** **\*\* Apr. 24, 2001**

(54) **PRESSURE GAUGE**

4,809,550 \* 3/1989 Faulconer ..... D10/85 X  
5,435,173 \* 7/1995 Hwang ..... 73/146.6

(75) Inventor: **Robert Van Zeyl**, Cedar Grove, NJ  
(US)

\* cited by examiner

(73) Assignee: **Measurement Specialties, Inc.**,  
Fairfield, NJ (US)

*Primary Examiner*—Antoine Duval Davis  
(74) *Attorney, Agent, or Firm*—Arthur L. Plevy; Buchanan  
Ingersoll PC

(\*\*) Term: **14 Years**

(57) **CLAIM**

(21) Appl. No.: **29/121,022**

The ornamental design for a pressure gauge, as shown and  
described.

(22) Filed: **Mar. 30, 2000**

(51) **LOC (7) Cl.** ..... **10-04**

(52) **U.S. Cl.** ..... **D10/86**

(58) **Field of Search** ..... D10/85, 86; 73/146.6,  
73/146.8

**DESCRIPTION**

(56) **References Cited**

**U.S. PATENT DOCUMENTS**

D. 409,931 \* 5/1999 Petrucelli et al. .... D10/86  
D. 427,092 \* 6/2000 Wu ..... D10/86

FIG. 1 is a top view of the pressure gauge showing the new  
design.

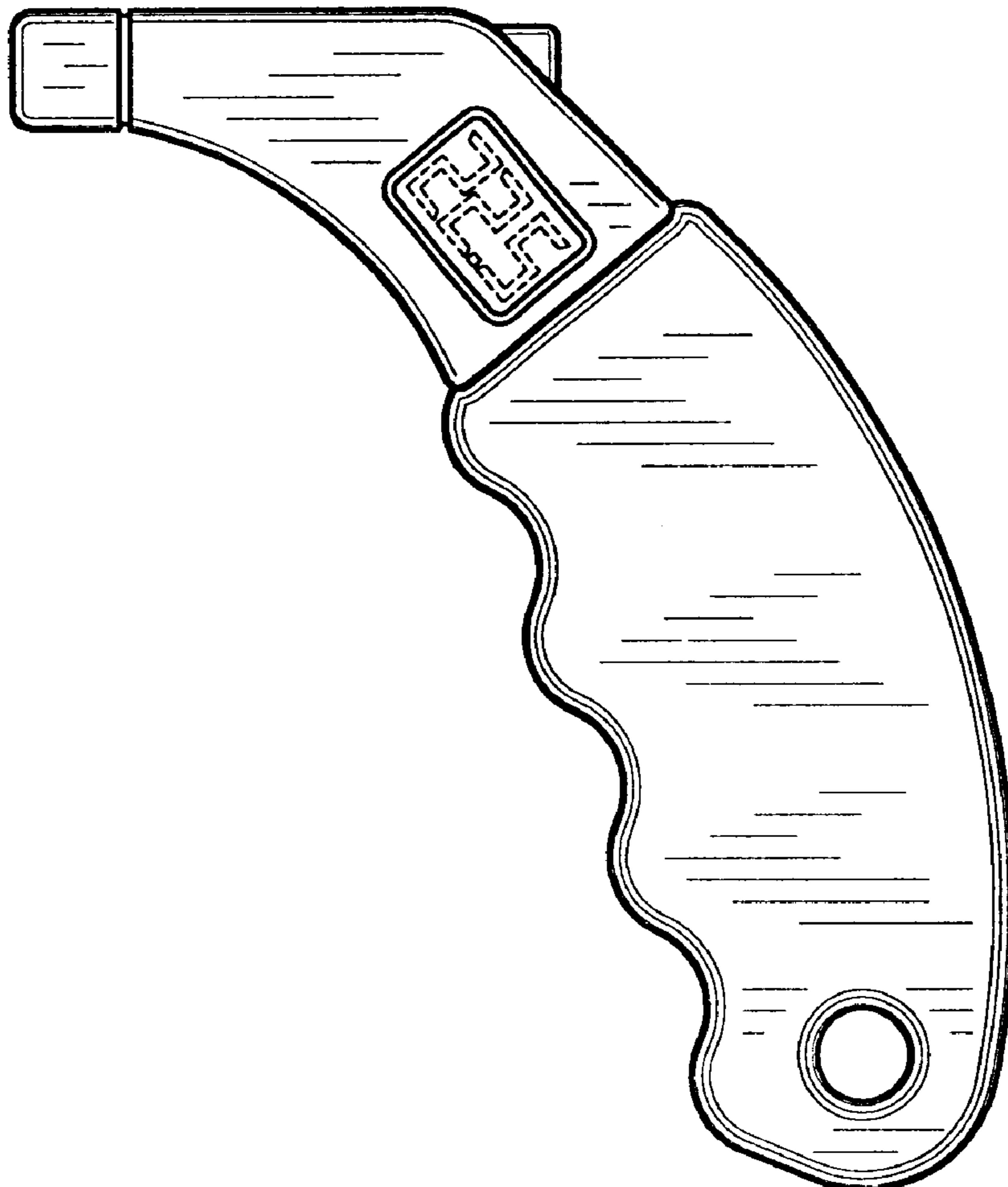
FIG. 2 is a left side view.

FIG. 3 is a right side view; and,

FIG. 4 is a back view.

The dashed lines are not part of the claimed design.

**1 Claim, 1 Drawing Sheet**



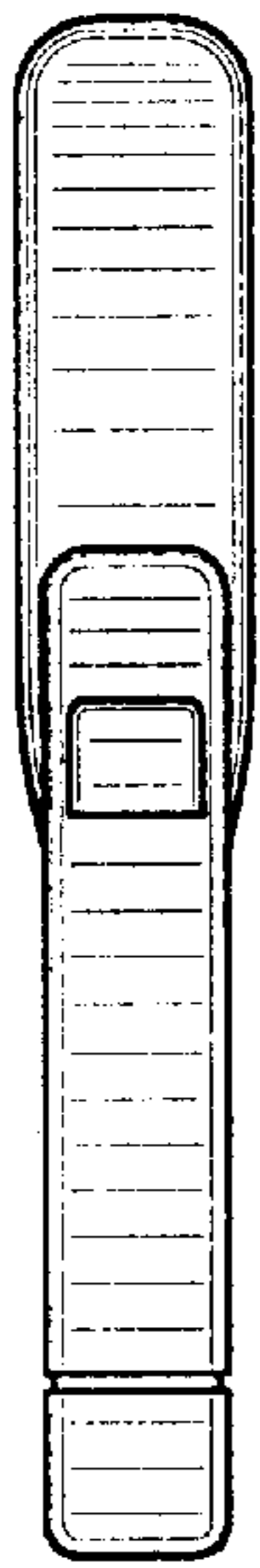


Fig. 1

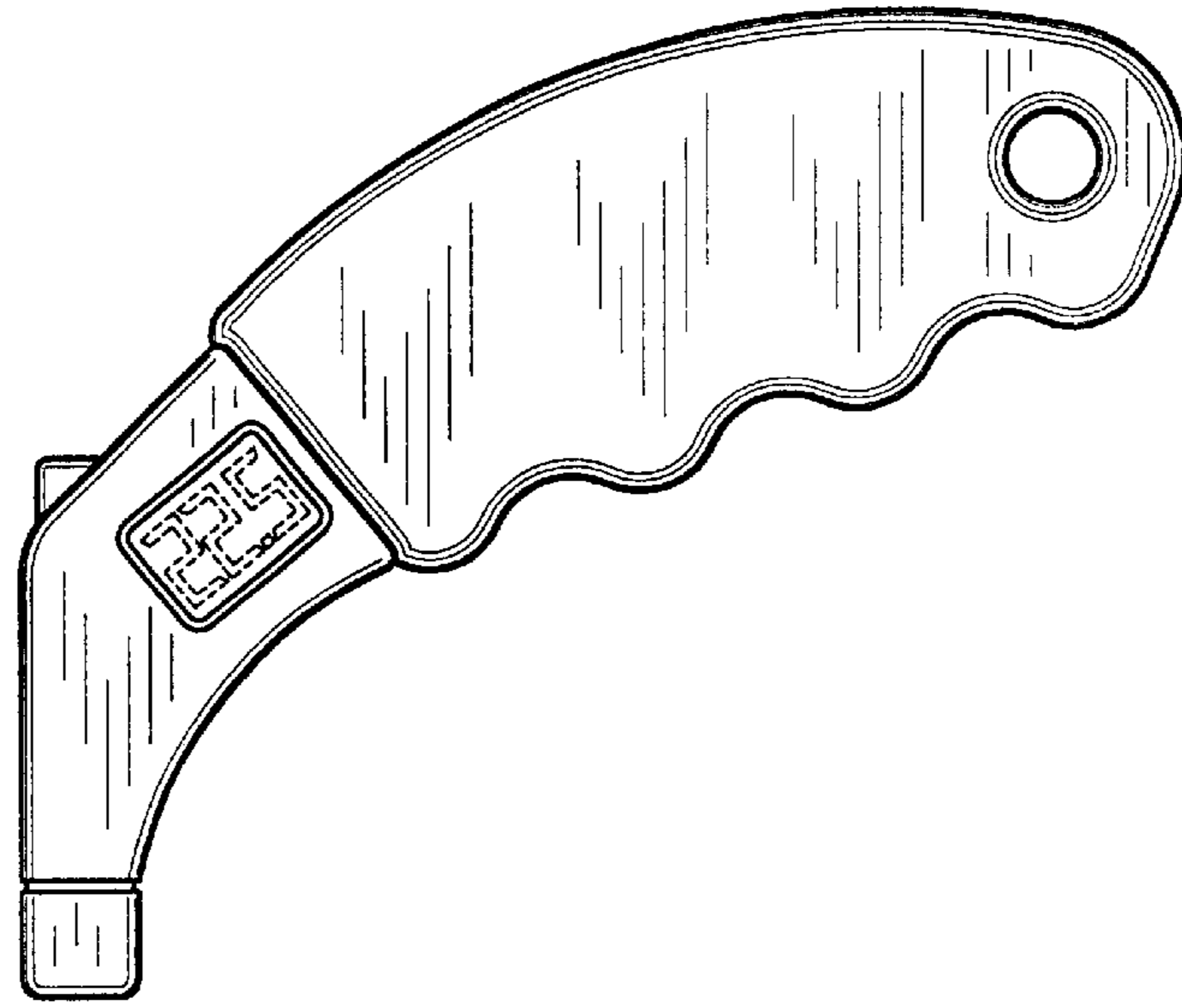


Fig. 2



Fig. 3

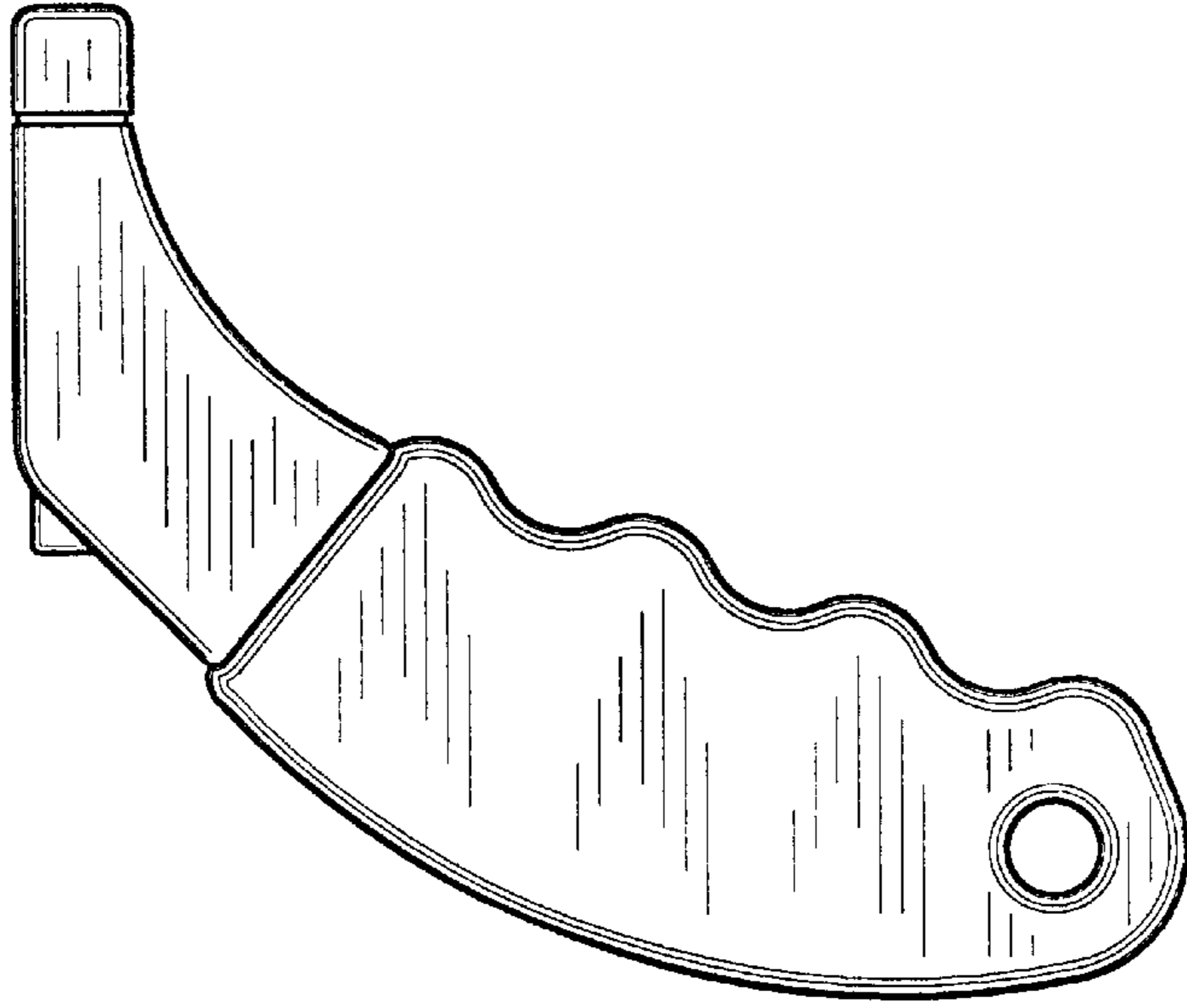


Fig. 4