



US00D440887S

(12) **United States Design Patent**
Tripet

(10) **Patent No.:** **US D440,887 S**

(45) **Date of Patent:** **** Apr. 24, 2001**

(54) **WRISTWATCH**

(75) **Inventor:** **Guillaume Tripet, Thielle (CH)**

(73) **Assignee:** **Eterna SA Fabrique d'Horlogerie,
Grenchen (CH)**

(**) **Term:** **14 Years**

(21) **Appl. No.:** **29/128,228**

(22) **Filed:** **Aug. 21, 2000**

(30) **Foreign Application Priority Data**

Feb. 25, 2000 (XH) DM/050 873

(51) **LOC (7) Cl.** **10-02**

(52) **U.S. Cl.** **D10/32**

(58) **Field of Search** D10/1-40, 122-132;
D11/3-25; 63/1.1, 3, 5, 11; 368/276-277,
280-282, 285

(56) **References Cited**

U.S. PATENT DOCUMENTS

D. 150,324 * 7/1948 Tall .

D. 155,768 * 11/1949 Austin D10/32

- D. 241,630 * 9/1976 Burke D10/32
- D. 274,504 * 7/1984 Bulgari D10/32
- D. 404,319 * 1/1999 Deleskiewicz D10/32
- D. 422,223 * 4/2000 Bodino D10/32
- D. 423,373 * 4/2000 Wunderman D10/32
- D. 431,784 * 10/2000 Vananty D10/32
- 1,214,135 * 1/1917 Clark .

* cited by examiner

Primary Examiner—Nelson C. Holtje

(57) **CLAIM**

The ornamental design for a wristwatch, as shown and described.

DESCRIPTION

FIG. 1 is a perspective view of my new and ornamental design for a wristwatch
 FIG. 2 is a front view thereof
 FIG. 3 is a rear view thereof
 FIG. 4 is a right side view thereof
 FIG. 5 is a left side view thereof
 FIG. 6 is a top view thereof; and,
 FIG. 7 is a bottom view thereof.

1 Claim, 4 Drawing Sheets






FIG. 1




FIG. 2

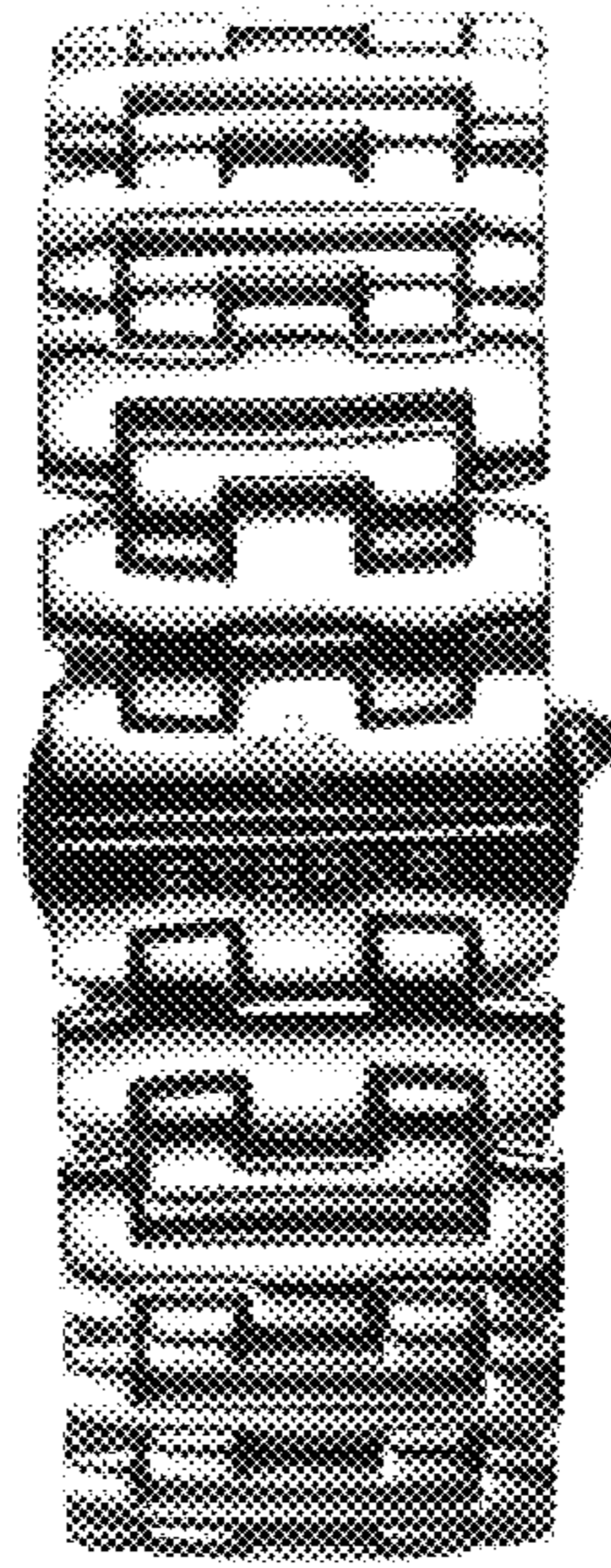


FIG. 3




FIG. 4




FIG. 5




FIG. 6



FIG. 7