



US00D440876S

(12) **United States Design Patent**
Togasawa

(10) **Patent No.:** **US D440,876 S**

(45) **Date of Patent:** **** Apr. 24, 2001**

(54) **COMBINED BOTTLE AND CAP**

(75) Inventor: **Tetsuo Togasawa, Tokyo (JP)**

(73) Assignee: **Shiseido Co., Ltd., Tokyo (JP)**

(**) Term: **14 Years**

(21) Appl. No.: **29/125,066**

(22) Filed: **Jun. 1, 2000**

(51) **LOC (7) Cl.** **09-01**

(52) **U.S. Cl.** **D9/529**

(58) **Field of Search** D28/76, 85, 88,
D28/5, 91.1; D9/503, 504, 516, 521, 549,
552, 529, 548, 565, 545, 574, 575

(56) **References Cited**

U.S. PATENT DOCUMENTS

- D. 255,654 * 7/1980 Goss D9/529
- D. 345,919 * 4/1994 Chevassus D9/529
- D. 349,176 * 7/1994 Litton D28/76
- D. 369,557 * 5/1996 Hiro et al. D9/558
- D. 393,202 * 4/1998 Bertolini et al. D9/552 X
- D. 416,356 * 11/1999 Denham et al. D28/76

D. 427,913 * 7/2000 Davies D9/529

* cited by examiner

Primary Examiner—Ted Shooman

Assistant Examiner—C Tuttle

(74) *Attorney, Agent, or Firm*—Kanesaka & Takeuchi

(57) **CLAIM**

The ornamental design for a combined bottle and cap, as shown and described.

DESCRIPTION

FIG. 1 is a front view of a combined bottle and cap showing my new design, the rear view being identical to the front view;

FIG. 2 is a right side view thereof, the left side view being identical to the right side view;

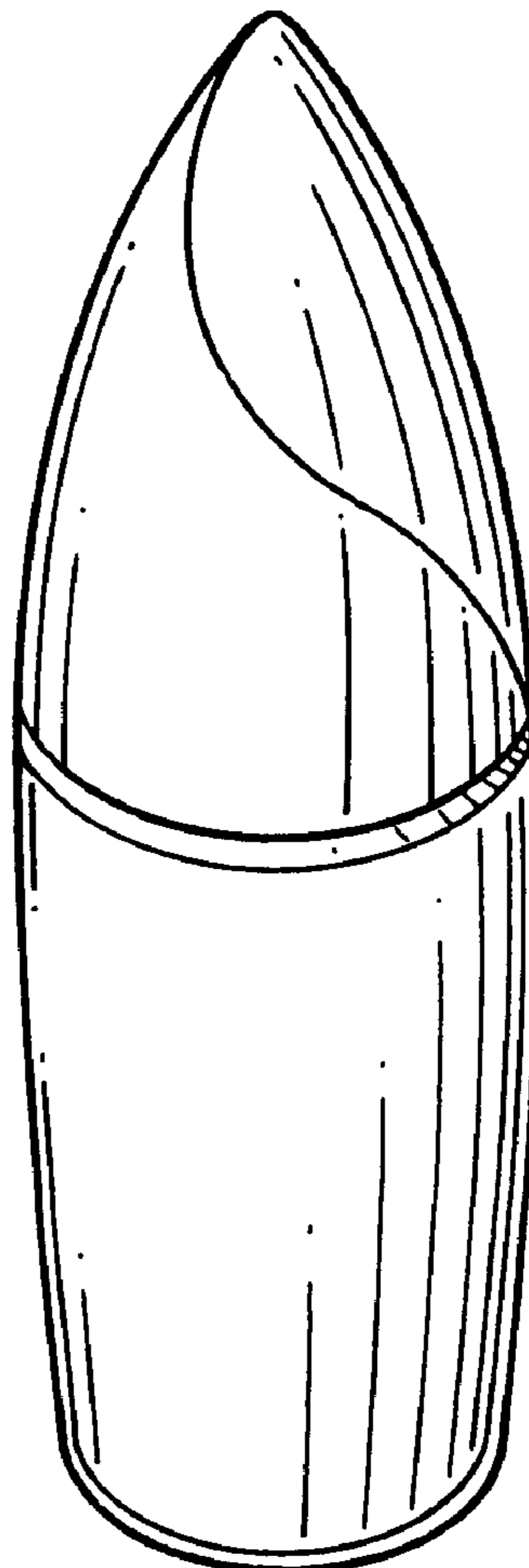

FIG. 3 is a top plan view thereof;

FIG. 4 is a bottom plan view thereof;

FIG. 5 is a cross sectional view taken along line 5—5 in FIG. 1; and,

FIG. 6 is a perspective view thereof.

1 Claim, 2 Drawing Sheets



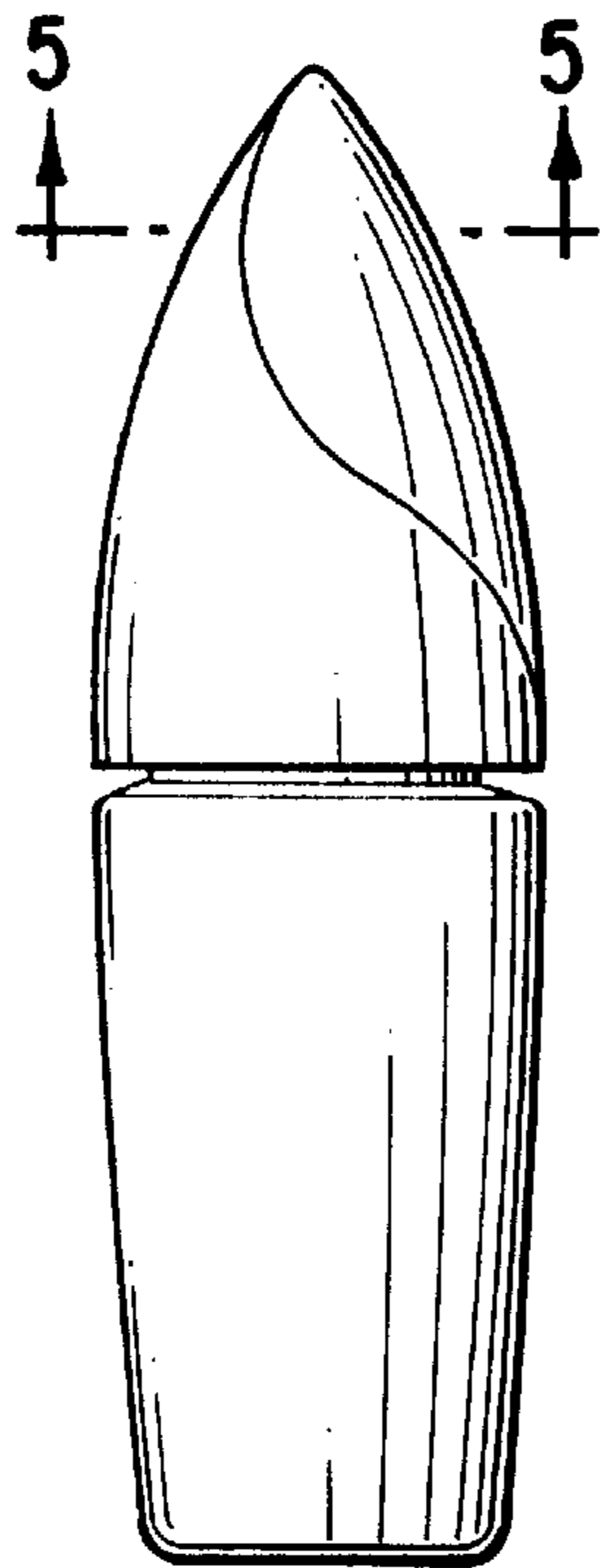


FIG. 1

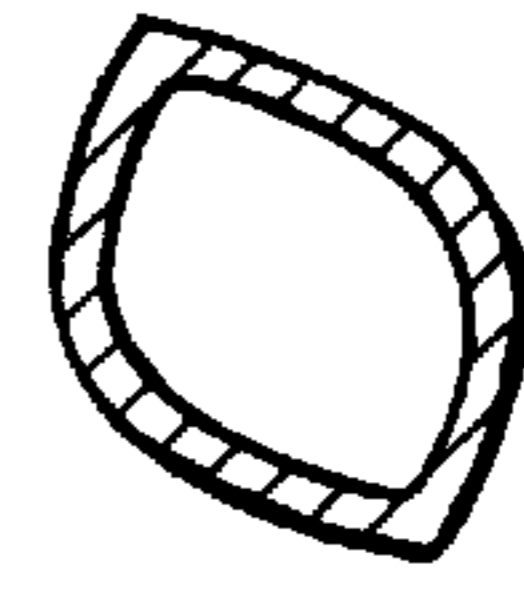


FIG. 5




FIG. 2




FIG. 3

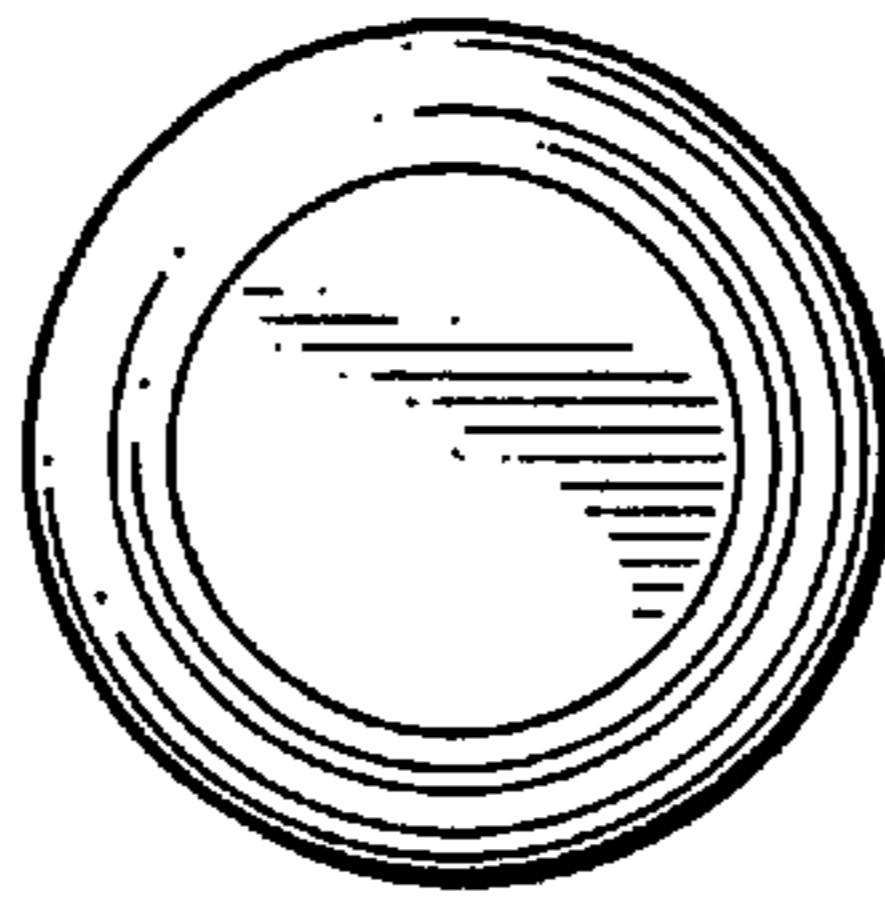


FIG. 4

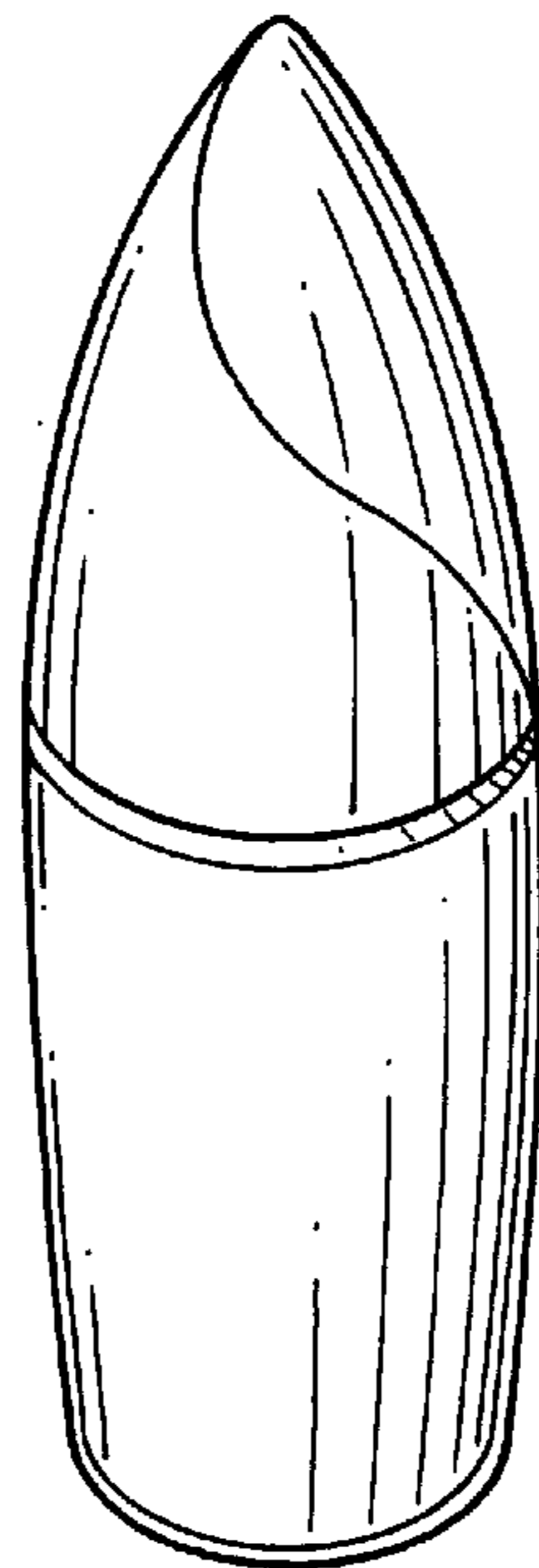


FIG. 6