



US00D440826S

(12) **United States Design Patent**
Quaintance

(10) **Patent No.:** **US D440,826 S**

(45) **Date of Patent:** **** Apr. 24, 2001**

(54) **FOOD TRAY**

D. 296,747 * 7/1988 Johnson D7/500
5,533,623 * 7/1996 Fischer 206/517

(76) Inventor: **Benjamin W. Quaintance**, 8476 Hunter
Forest Cove, Germantown, TN (US)
38138

* cited by examiner

(**) Term: **14 Years**

Primary Examiner—Antoine Duval Davis
(74) *Attorney, Agent, or Firm*—Ralph J. Skinkiss

(21) Appl. No.: **29/108,638**

(57) **CLAIM**

(22) Filed: **Jul. 30, 1999**

The ornamental design for a food tray, as shown.

(51) **LOC (7) Cl.** **07-01**

DESCRIPTION

(52) **U.S. Cl.** **D7/550.1**

(58) **Field of Search** D7/500, 550.1,
D7/554.1, 554.2, 554.3, 554.4, 584-587,
397; 206/517, 519; 220/574, 23.8, 23.83,
626


FIG. 1 is a top view of my new food tray.
FIG. 2 is a bottom view of my new food tray.
FIG. 3 is an end elevational view of my new food tray
illustrated in FIG. 1.
FIG. 4 is a side elevational view of my new food tray
illustrated in FIG. 1; and,
FIG. 5 is an enlarged view of the area circled 5—5 of my
new food tray illustrated in FIG. 1.

(56) **References Cited**

U.S. PATENT DOCUMENTS

189,092 * 4/1877 Fitch 206/517

1 Claim, 4 Drawing Sheets






FIG. 1

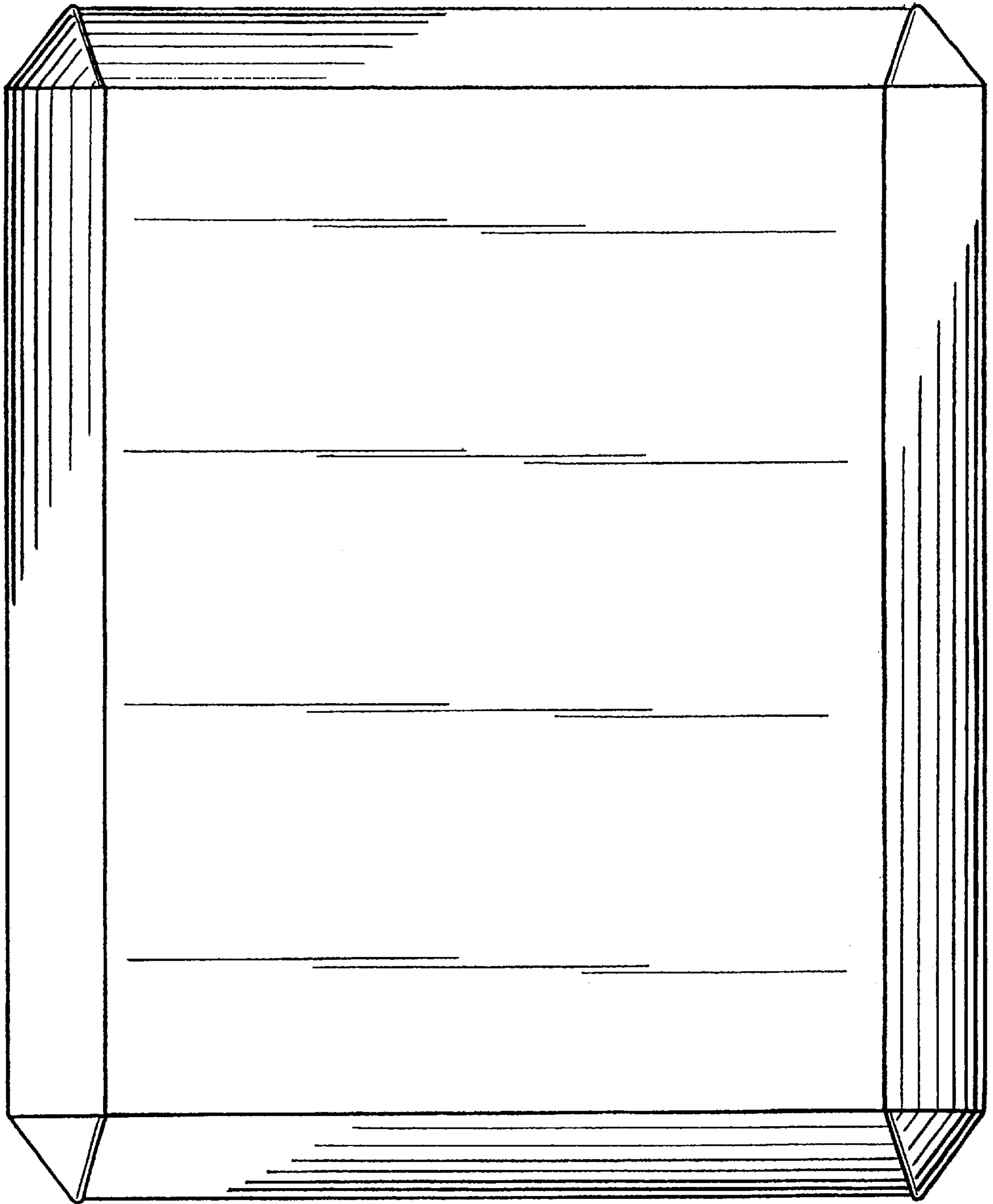


FIG. 2




FIG. 3




FIG. 4

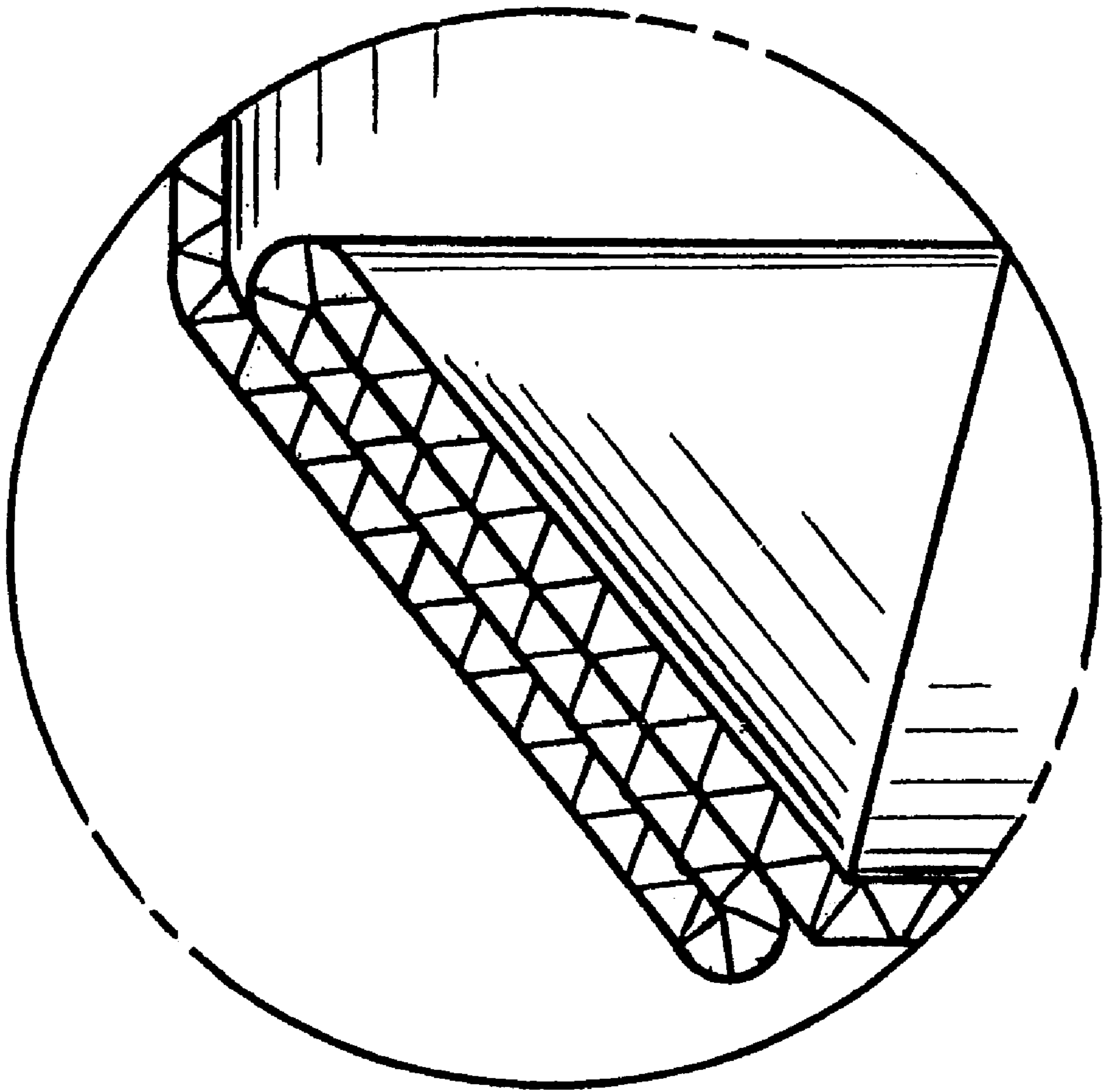


FIG. 5