



US00D440825S

(12) **United States Design Patent**  
**Carter et al.**

(10) **Patent No.:** **US D440,825 S**

(45) **Date of Patent:** **\*\* Apr. 24, 2001**

(54) **BEVERAGE CUP**

(75) Inventors: **Judith Lynne Carter**, Newton;  
**Richard Lee Dickinson**, Boston;  
**Jeanne Fox**, Franklin; **Stephen Crawford Dunn**, Natick, all of MA (US); **Vincent Michael Masotta**, New Haven, CT (US); **Jill Elizabeth Rappaport**, Dumont, NJ (US)

(73) Assignee: **Lipton, division of Conopco, Inc.**, Englewood Cliffs, NJ (US)

(\* ) Notice: This patent is subject to a terminal disclaimer.

(\*\*) Term: **14 Years**

(21) Appl. No.: **29/111,561**

(22) Filed: **Sep. 30, 1999**

(51) **LOC (7) Cl.** ..... **07-01**

(52) **U.S. Cl.** ..... **D7/521; D7/514; D7/509**

(58) **Field of Search** ..... D7/509, 510, 511, D7/515, 523, 530, 531, 514, 507, 521, 396.4, 396.5, 396.6; 220/23.6, 605, 710, 630; D34/1; 215/11.1, 3.87, 12.1; 206/519, 515; 229/405, 505

(56) **References Cited**

**U.S. PATENT DOCUMENTS**

D. 156,083 \* 11/1949 Ferree ..... D7/521

D. 163,564 \* 6/1951 Brown et al. .... D7/521  
D. 205,144 \* 6/1966 O'Neil ..... D7/515  
D. 234,997 \* 4/1975 Stampley ..... D7/515  
D. 266,298 \* 9/1982 Moskal ..... D7/521  
D. 284,535 \* 7/1986 Gobleck, Jr. .... D7/521  
D. 285,033 \* 8/1986 Gobleck, Jr. .... D7/521  
D. 285,636 \* 9/1986 Gobleck, Jr. .... D7/521  
D. 287,323 \* 12/1986 Bussell ..... D7/521  
D. 359,197 \* 6/1995 Hernandez et al. .... D7/536  
D. 411,712 \* 6/1999 Mecklenburg ..... D7/514  
D. 412,232 \* 7/1999 Anderson ..... D34/1

\* cited by examiner

*Primary Examiner*—M. N. Pandozzi

(74) *Attorney, Agent, or Firm*—Edward A. Squillante, Jr.

(57) **CLAIM**

The ornamental design for a beverage cup, as shown and described.

**DESCRIPTION**

FIG. 1 is a perspective view of a beverage cup in accordance with our new design;

FIG. 2 is a top plan view thereof;


FIG. 3 is a front elevational view, the rear elevational view being a mirror image thereof;

FIG. 4 is a right side elevational view, the left side elevational view being a mirror image thereof; and,

FIG. 5 is a bottom plan view thereof.

The broken line showing further details of the beverage cup are for illustrative purposes only and form no part of the claimed design.

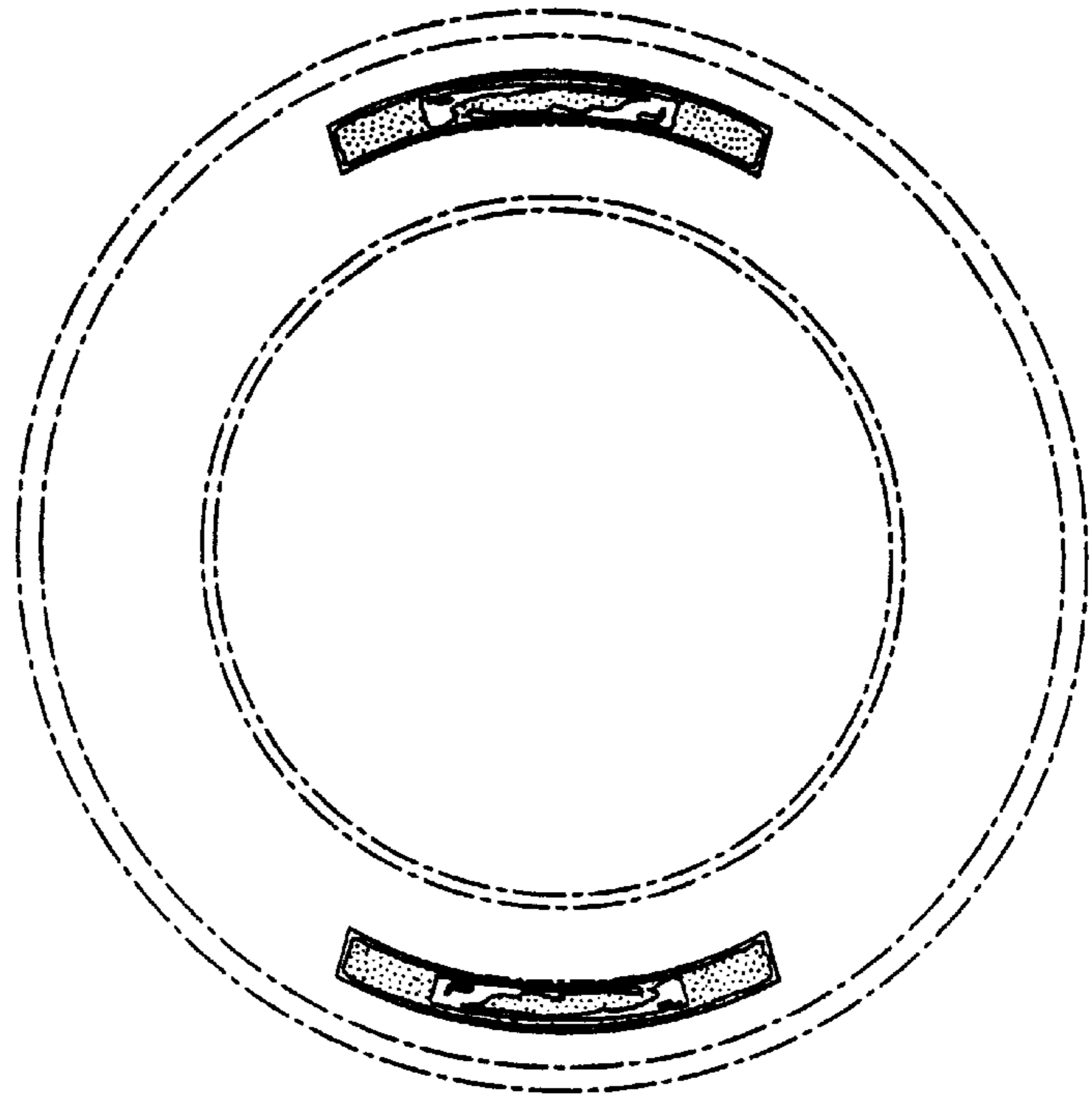
**1 Claim, 3 Drawing Sheets**



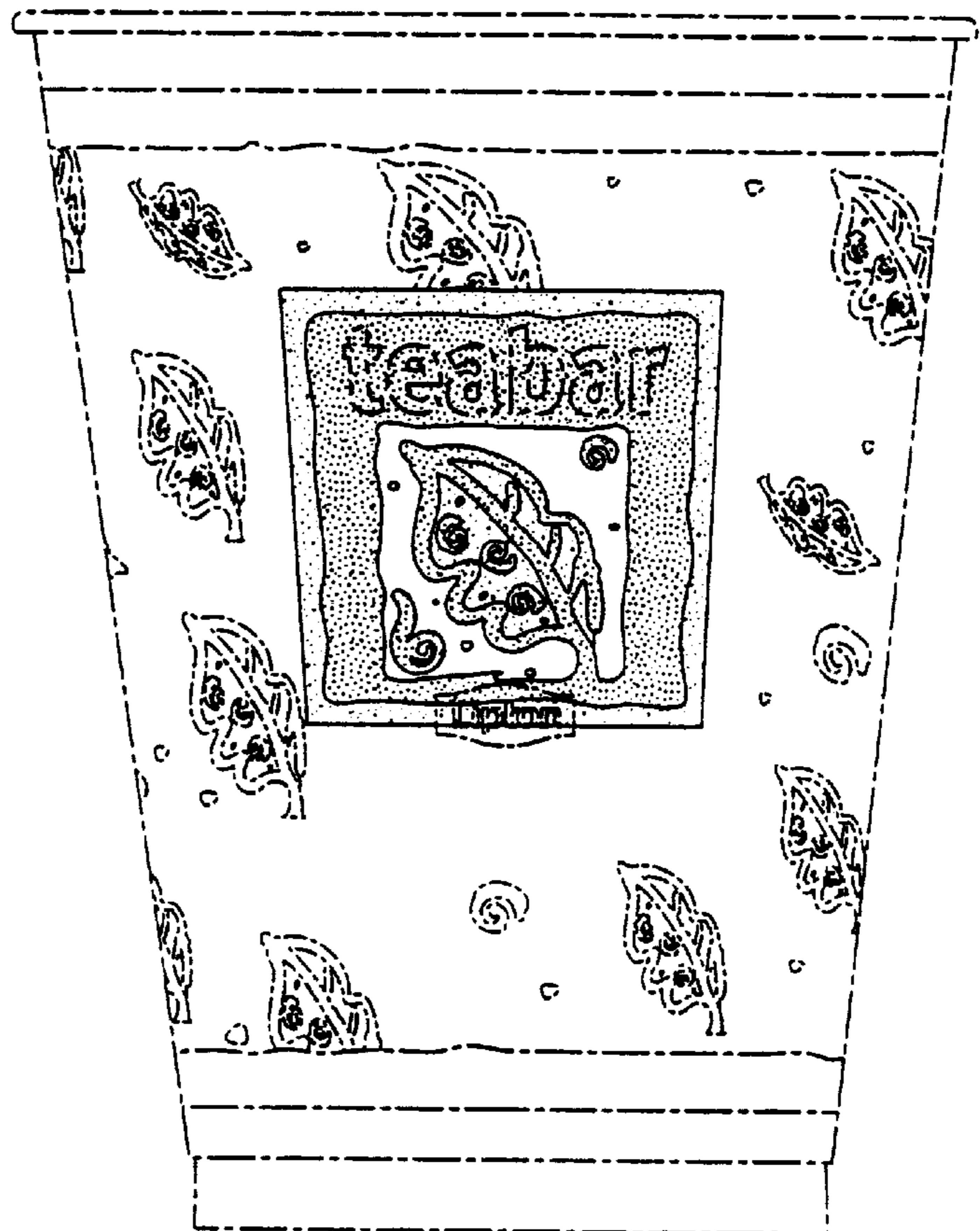
# FIG. 1



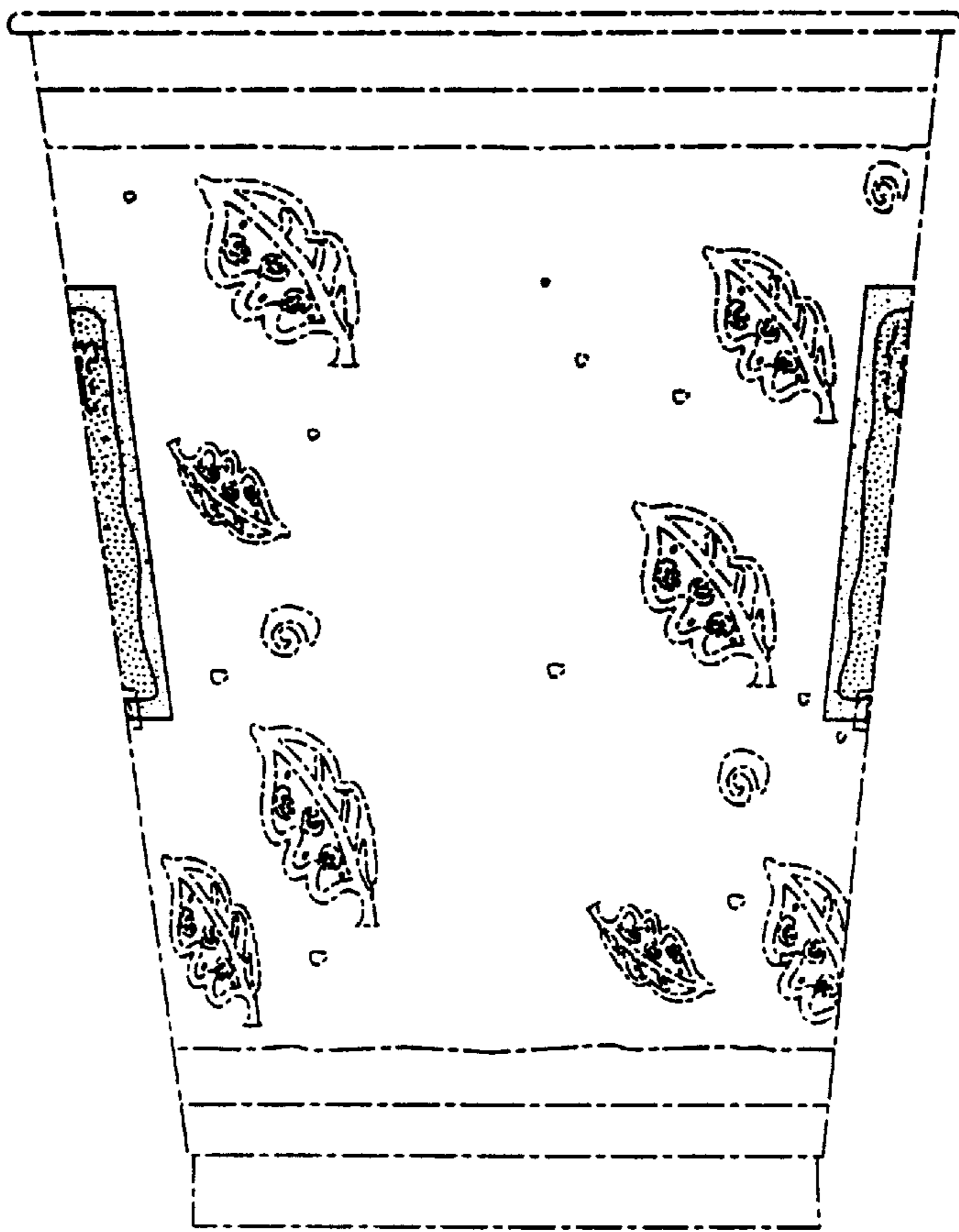
**FIG. 2**



**FIG. 3**



**FIG. 4**



**FIG. 5**

