



US00D440815S

(12) **United States Design Patent**
Freed

(10) **Patent No.:** **US D440,815 S**

(45) **Date of Patent:** **** Apr. 24, 2001**

(54) **CUP HANDLE**

(75) **Inventor:** **Robert Freed, Kenmore, WA (US)**

(73) **Assignee:** **Pacific Market, Inc., Seattle, WA (US)**

(**) **Term:** **14 Years**

(21) **Appl. No.:** **29/115,844**

(22) **Filed:** **Dec. 21, 1999**

(51) **LOC (7) Cl.** **07-99**

(52) **U.S. Cl.** **D7/394; D7/396.2**

(58) **Field of Search** **D7/536, 533, 393,
D7/394, 622, 516, 515, 623, 605, 514,
318, 396.2; 220/574, 23.83; 215/12.2; 62/457.4**

(56) **References Cited**

U.S. PATENT DOCUMENTS

D. 72,248	*	3/1927	Walker	D7/536
D. 90,458	*	8/1933	Scheller	D7/536
D. 234,997	*	4/1975	Stampley	D7/536
D. 264,795	*	6/1982	Strieber	D7/318
D. 270,507	*	9/1983	Thrush	D7/536
D. 276,782	*	12/1984	Unger	D7/536
D. 287,322	*	12/1986	Martin	D7/536
D. 320,139	*	9/1991	Wonder	D7/536
D. 339,267	*	9/1993	Hatt	D7/514
D. 356,925	*	4/1995	Wonder	D7/536
D. 361,923	*	9/1995	Smith	D7/605
D. 365,965	*	1/1996	Yeh	D7/536
D. 369,945	*	5/1996	Mulyanto	D7/536
D. 376,073	*	12/1996	Griffin et al.	D7/622
D. 380,126	*	6/1997	Fenker et al.	D7/623
D. 398,187		9/1998	Parker	D7/510
D. 398,188	*	9/1998	Weeks et al.	D7/515
D. 401,808	*	12/1998	Grivsky	D7/536
D. 427,017	*	6/2000	Reimer	D7/516

2,151,023	*	3/1939	Gibson	220/23.83
2,587,237	*	2/1952	Sinaiko	D7/536
2,895,636	*	7/1959	Martin	D7/536
3,332,540	*	7/1967	Browning	D7/536
4,357,809	*	11/1982	Held et al.	62/457.4
5,531,353	*	7/1996	Ward et al.	220/729
5,614,275	*	3/1997	Chan	428/35.7

OTHER PUBLICATIONS

The Thermos Company, Travel Mug JMD 500, magazine, USA.

Pacific Market, Inc., (design sold at least as early as Oct. 30, 1998).

Pacific Market, Inc., (design sold at least as early as Jun. 1, 1998).

Pacific Market, Inc., (design sold at least as early as Oct. 1998).

* cited by examiner

Primary Examiner—M. N. Pandozzi

(74) *Attorney, Agent, or Firm*—Richardson & Folise

(57) **CLAIM**

The ornamental design for a cup handle, as shown and described.

DESCRIPTION

FIG. 1 is a top right, isometric view of the cup handle of the present invention design.

FIG. 2 is a right side elevational view of the design, the left side being a mirror image thereof.

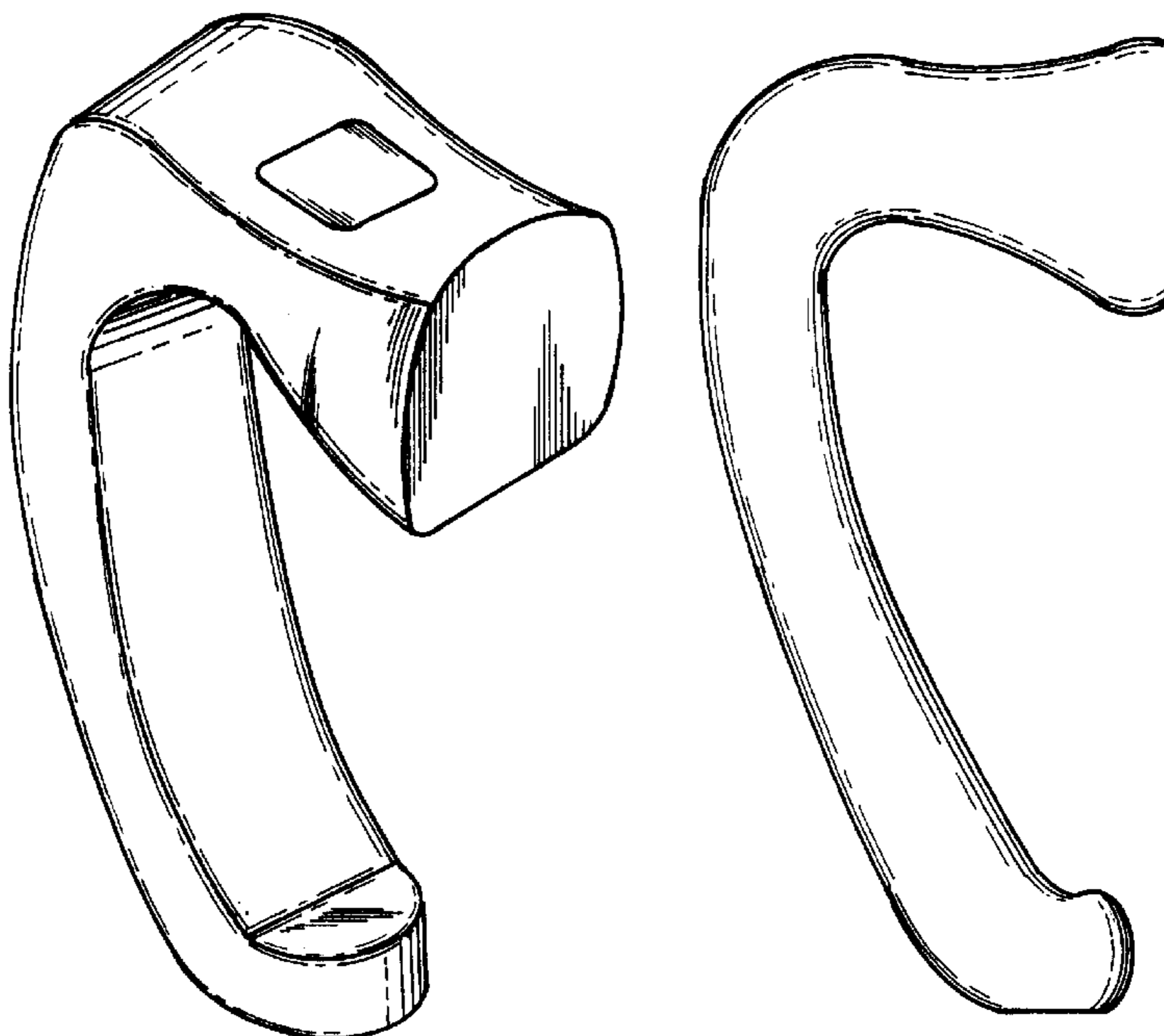
FIG. 3 is a front elevational view of the design.

FIG. 4 is a rear elevational view of the design.

FIG. 5 is a top plan view of the design; and,

FIG. 6 is a bottom plan view of the design.

1 Claim, 2 Drawing Sheets



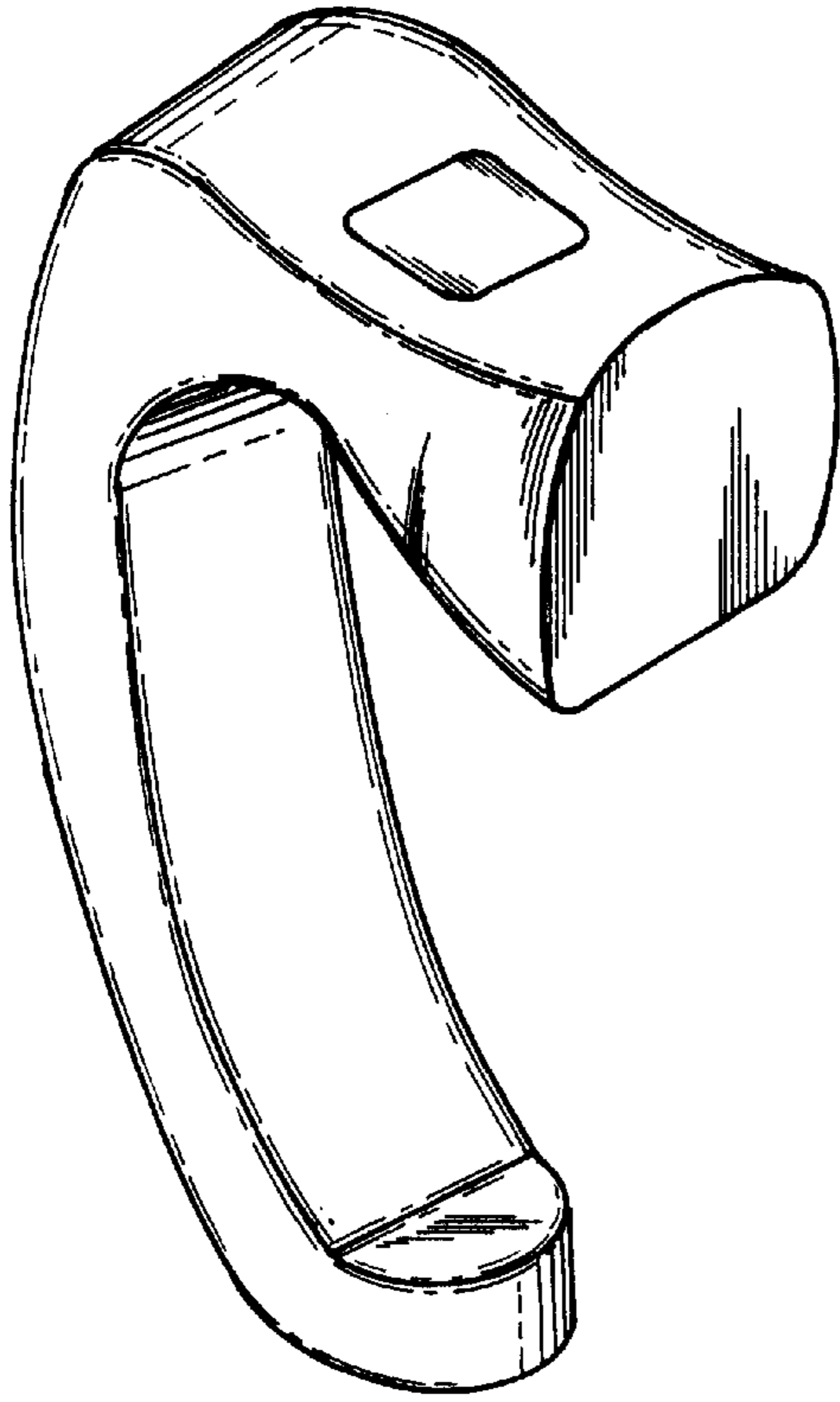


FIG. 1

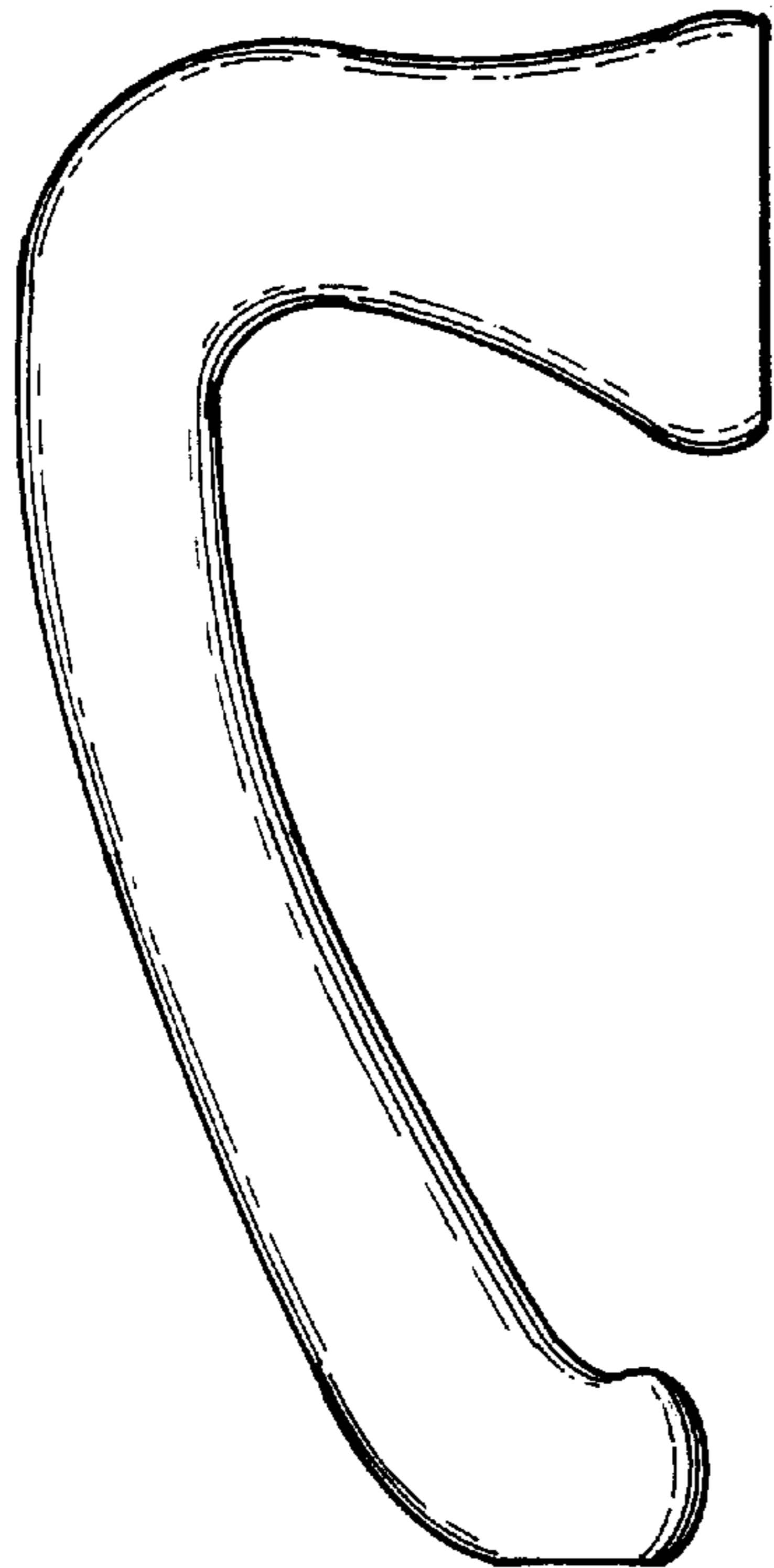


FIG. 2




FIG. 3

FIG. 5




FIG. 4

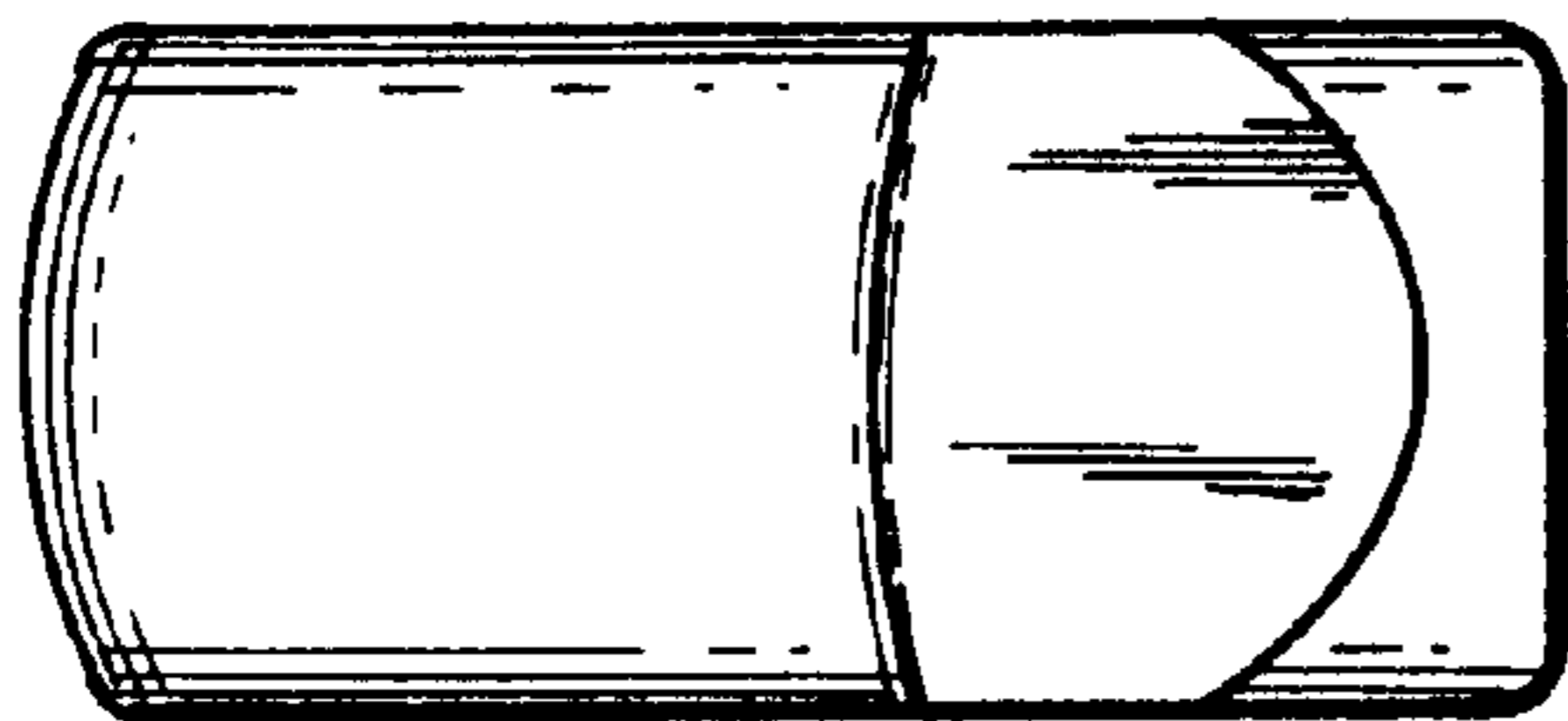



FIG. 6