



US00D440810S

(12) **United States Design Patent**  
**Olson**

(10) **Patent No.:** **US D440,810 S**

(45) **Date of Patent:** **\*\* Apr. 24, 2001**

(54) **COMBINED DRINK STRAW WITH INTEGRAL SPOON**

*Primary Examiner*—Terry A. Wallace

(76) Inventor: **Robert C. Olson**, P.O. Box 235,  
Fontana, WI (US) 53125

(57) **CLAIM**

The ornamental design for a combined drink straw with integral spoon, as shown and described.

(\*\*) Term: **14 Years**

**DESCRIPTION**

(21) Appl. No.: **29/124,772**

FIG. 1 is a front elevational plan view of a combined drink straw with integral spoon showing my new design thereof; FIG. 2 is a side elevational plan view of the combined drink straw with integral spoon thereof;

(22) Filed: **Jun. 12, 2000**

(51) **LOC (7) Cl.** ..... **07-06**

FIG. 3 is a rear elevational plan view thereof;

(52) **U.S. Cl.** ..... **D7/300.2; D7/643**

FIG. 4 is a bottom elevational plan view thereof;

(58) **Field of Search** ..... D7/300.2, 691,  
D7/692, 643, 653; 30/123, 141, 324, 325;  
215/229; 239/16, 17, 24, 33, 571

FIG. 5 is a top elevational plan view thereof;

FIG. 6 is another modified front elevational plan view of the combined drink straw with integral spoon showing my design as varied from FIG. 1 thereof;

(56) **References Cited**

**U.S. PATENT DOCUMENTS**

D. 259,533	*	6/1981	Frodsham	.....	D7/300.2
674,446	*	5/1901	Marx	.....	30/141
1,666,106	*	4/1928	Norman	.....	30/141
2,334,535	*	11/1943	Bandell	.....	30/123
3,648,369	*	3/1972	Frodsham	.....	30/141

FIG. 7 is a side elevational plan view of the combined drink straw with integral spoon thereof;

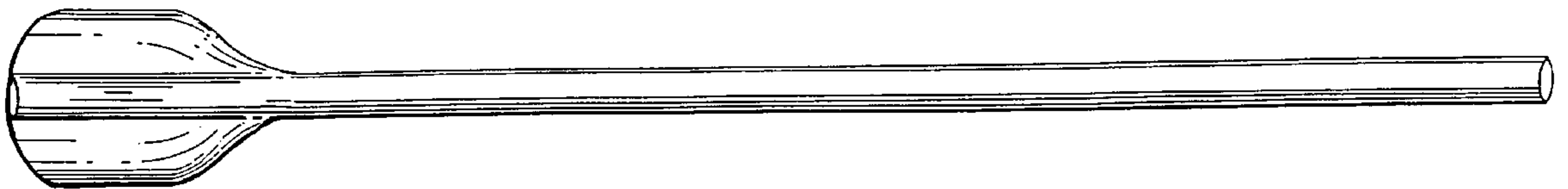
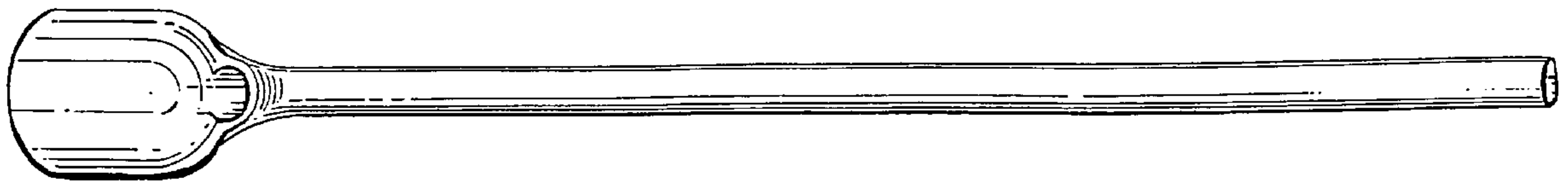
FIG. 8 is a rear elevational plan view thereof.

FIG. 9 is a top elevational plan view thereof; and,

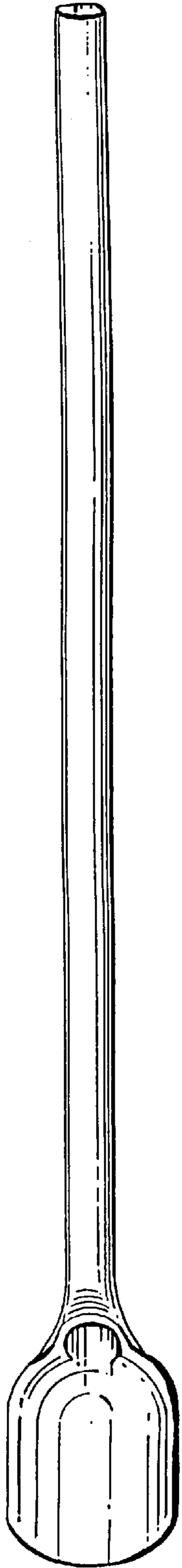
FIG. 10 is a bottom elevational plan view thereof.

\* cited by examiner

**1 Claim, 2 Drawing Sheets**



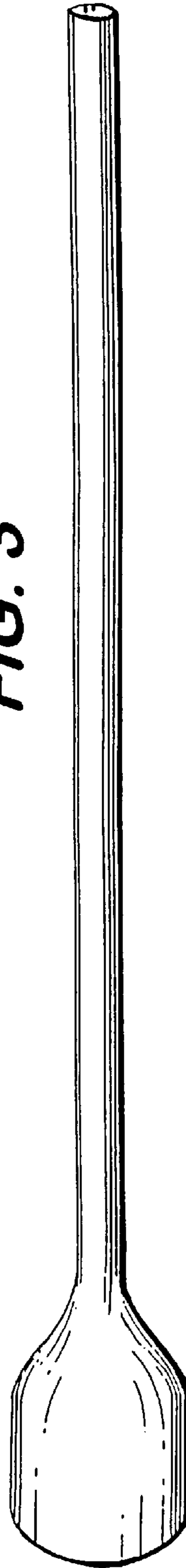
**FIG. 1**



**FIG. 2**



**FIG. 3**



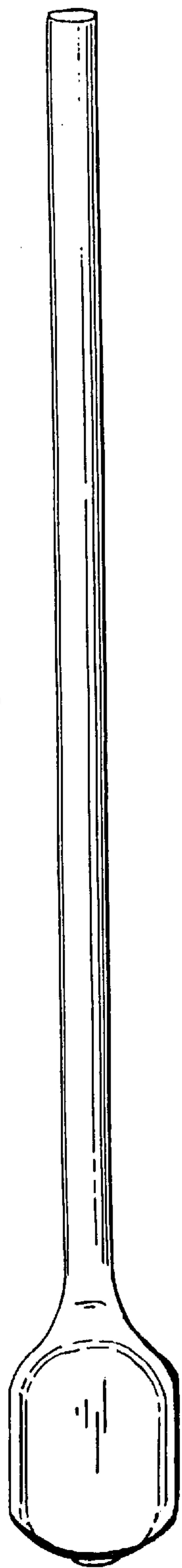
**FIG. 4**



**FIG. 5**



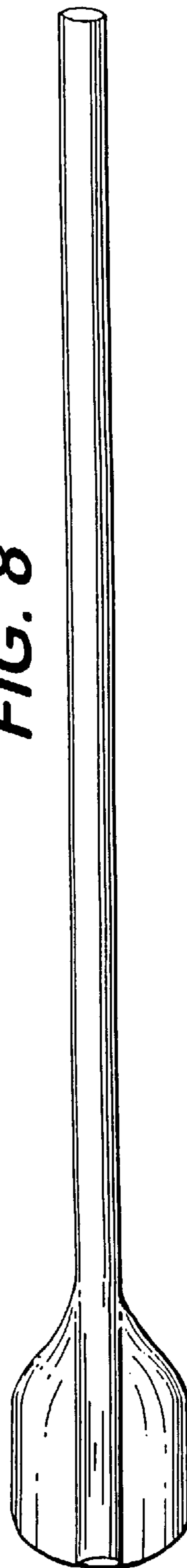
**FIG. 6**



**FIG. 7**



**FIG. 8**



**FIG. 9**



**FIG. 10**