



US00D440809S

(12) **United States Design Patent**
Hunt

(10) **Patent No.:** **US D440,809 S**

(45) **Date of Patent:** **** Apr. 24, 2001**

(54) **DESK MOUNTABLE UNIT FOR STORING COMPACT DISKETTES**

(76) **Inventor:** **Thomas A. Hunt**, 7002 Via del Charro, Rancho Santa Fe, CA (US) 92067

(**) **Term:** **14 Years**

(21) **Appl. No.:** **29/096,093**

(22) **Filed:** **Nov. 4, 1998**

(51) **LOC (7) Cl.** **06-04**

(52) **U.S. Cl.** **D6/629**

(58) **Field of Search** D6/407, 626-635, D6/466-468, 475, 476; D19/75, 76; 211/10, 11, 40, 41.12, 42; 206/307, 307.1, 308.1-308.3, 387.1, 387.11-387.15; 312/9.1, 9.47, 9.48, 9.51, 9.52, 9.55, 9.64

(56) **References Cited**

U.S. PATENT DOCUMENTS

| | | | | | |
|------------|---|---------|---------------|-------|-----------|
| D. 236,059 | * | 7/1975 | Gutierrez | | D6/407 |
| D. 321,607 | * | 11/1991 | Sheung | | D6/407 |
| D. 404,956 | * | 2/1999 | Cheris et al. | | D6/629 |
| D. 404,957 | * | 2/1999 | Cheris et al. | | D6/629 |
| 5,873,472 | * | 2/1999 | Weisburn | | 211/41.12 |

* cited by examiner

Primary Examiner—Jeffrey Asch

(74) *Attorney, Agent, or Firm*—Higgs Fletcher & Mack LLP; Bernard L. Kleinke

(57) **CLAIM**

The ornamental design for a desk mountable unit for storing compact diskettes, as shown and described.

DESCRIPTION

FIG. 1 is a pictorial view of a desk mountable unit illustrating the top, right and front sides thereof;

FIG. 2 is an enlarged elevational view of the left side of the desk mountable unit for storing compact diskettes of FIG. 1;

FIG. 3 is an enlarged elevational view of the rear side of the desk mountable unit for storing compact diskettes of FIG. 1;

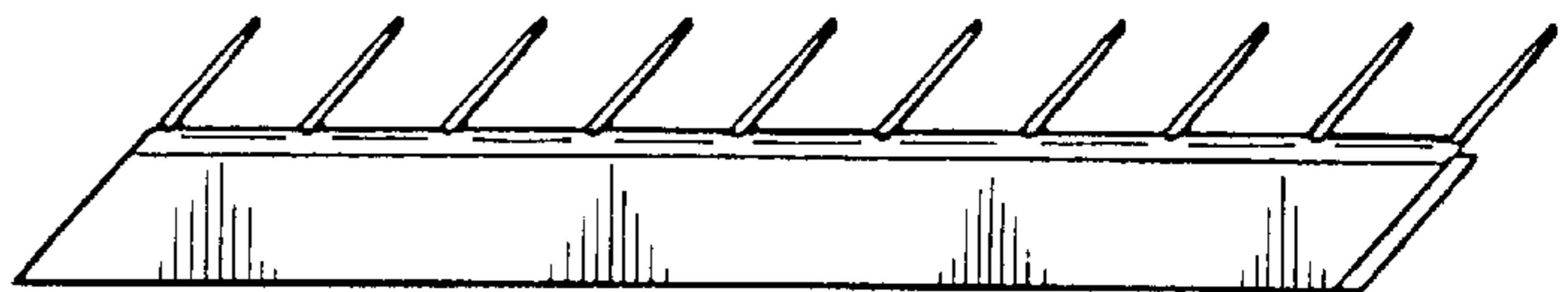
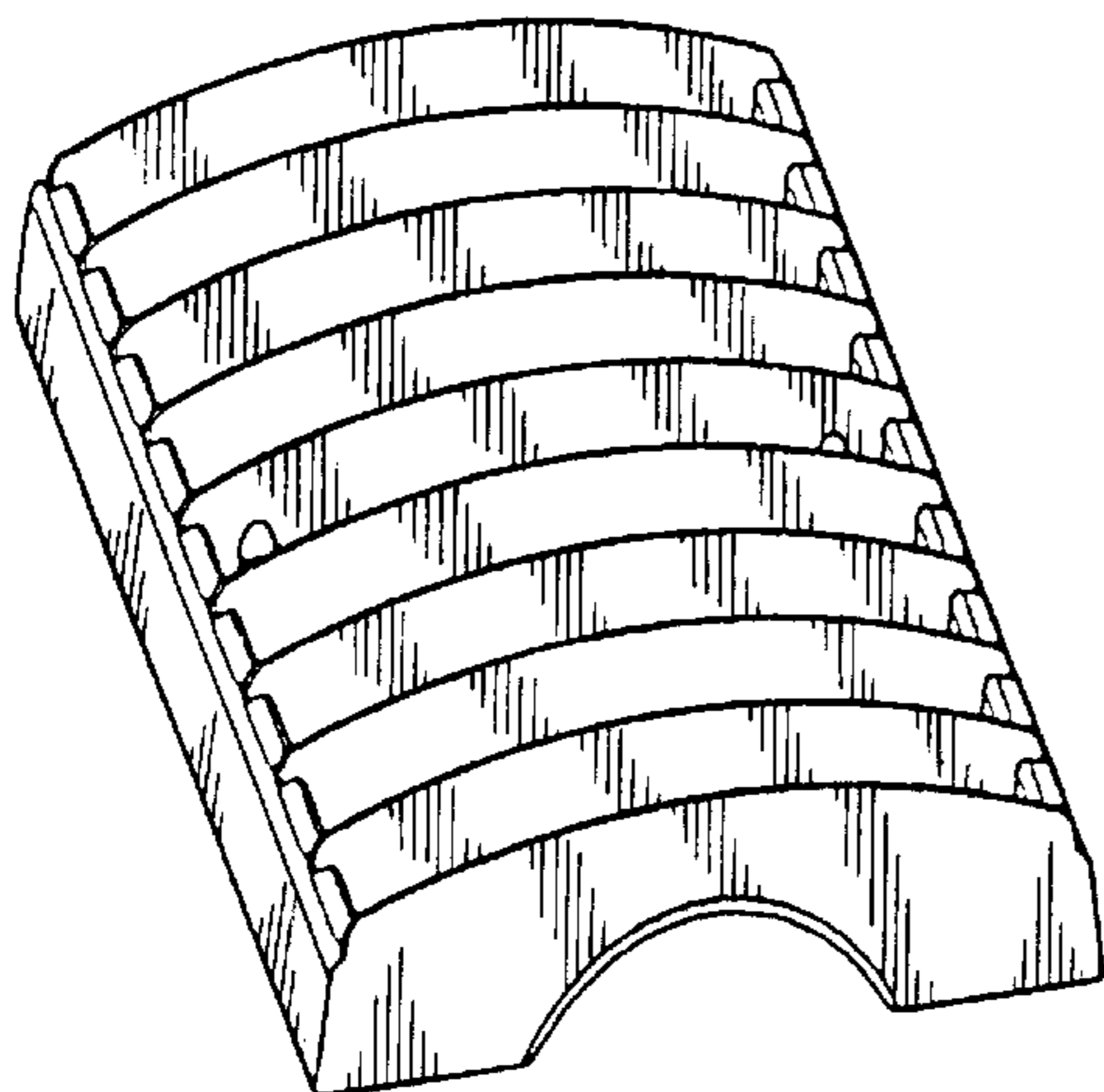
FIG. 4 is an enlarged elevational view of the front side of the desk mountable unit for storing compact diskettes of FIG. 1;

and,

FIG. 5 is an enlarged plan view of the top side of the desk mountable unit for storing compact diskettes of FIG. 1.

The portions or surfaces of the article not shown in the drawing or described in the specification form no part of the claimed design.

1 Claim, 2 Drawing Sheets



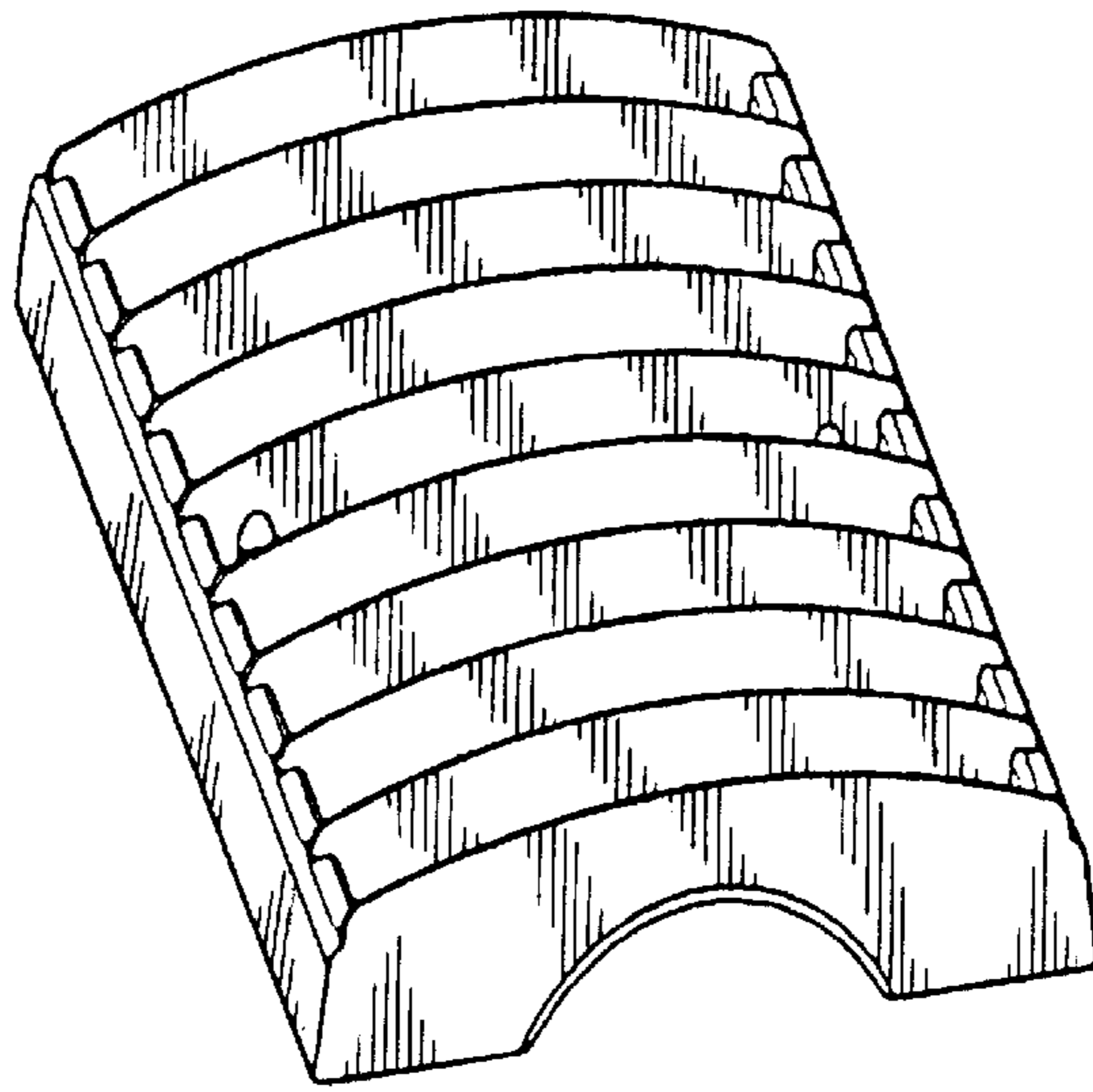


FIG. 1

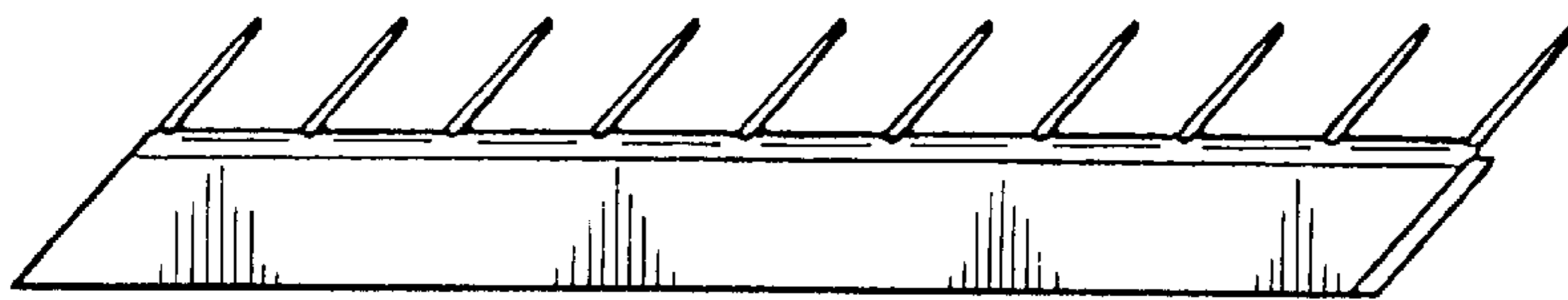


FIG. 2

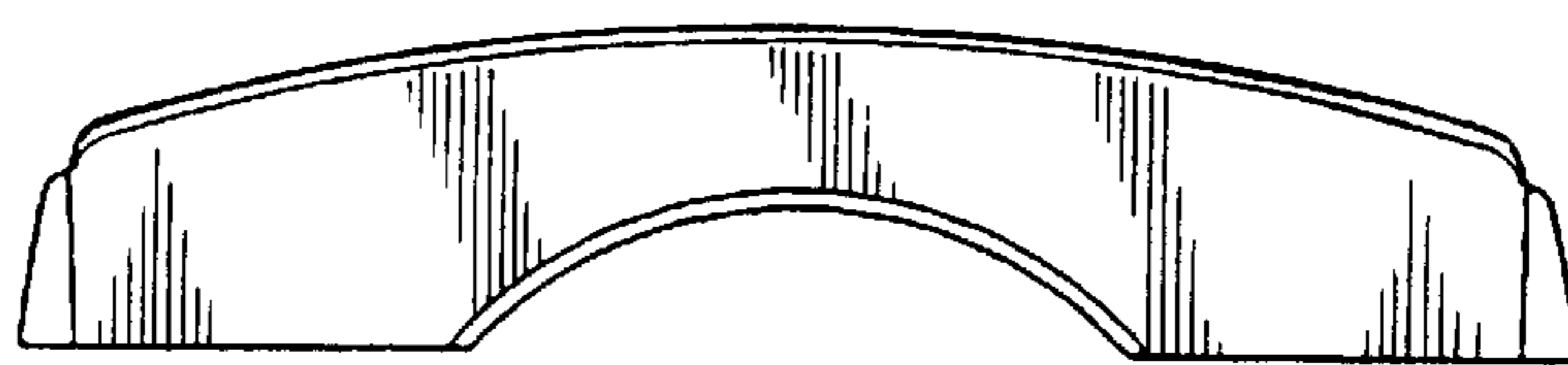


FIG. 3

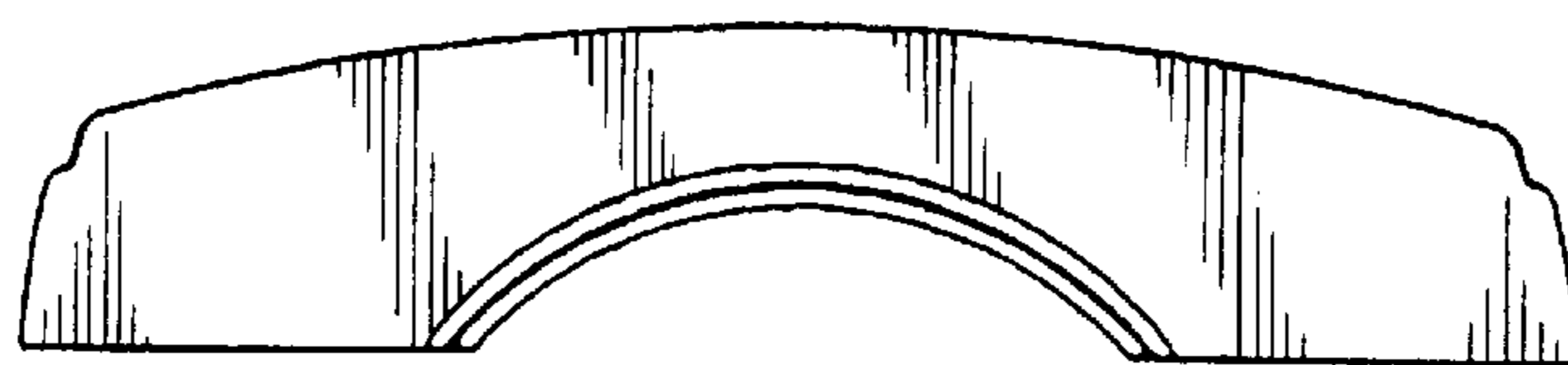


FIG. 4

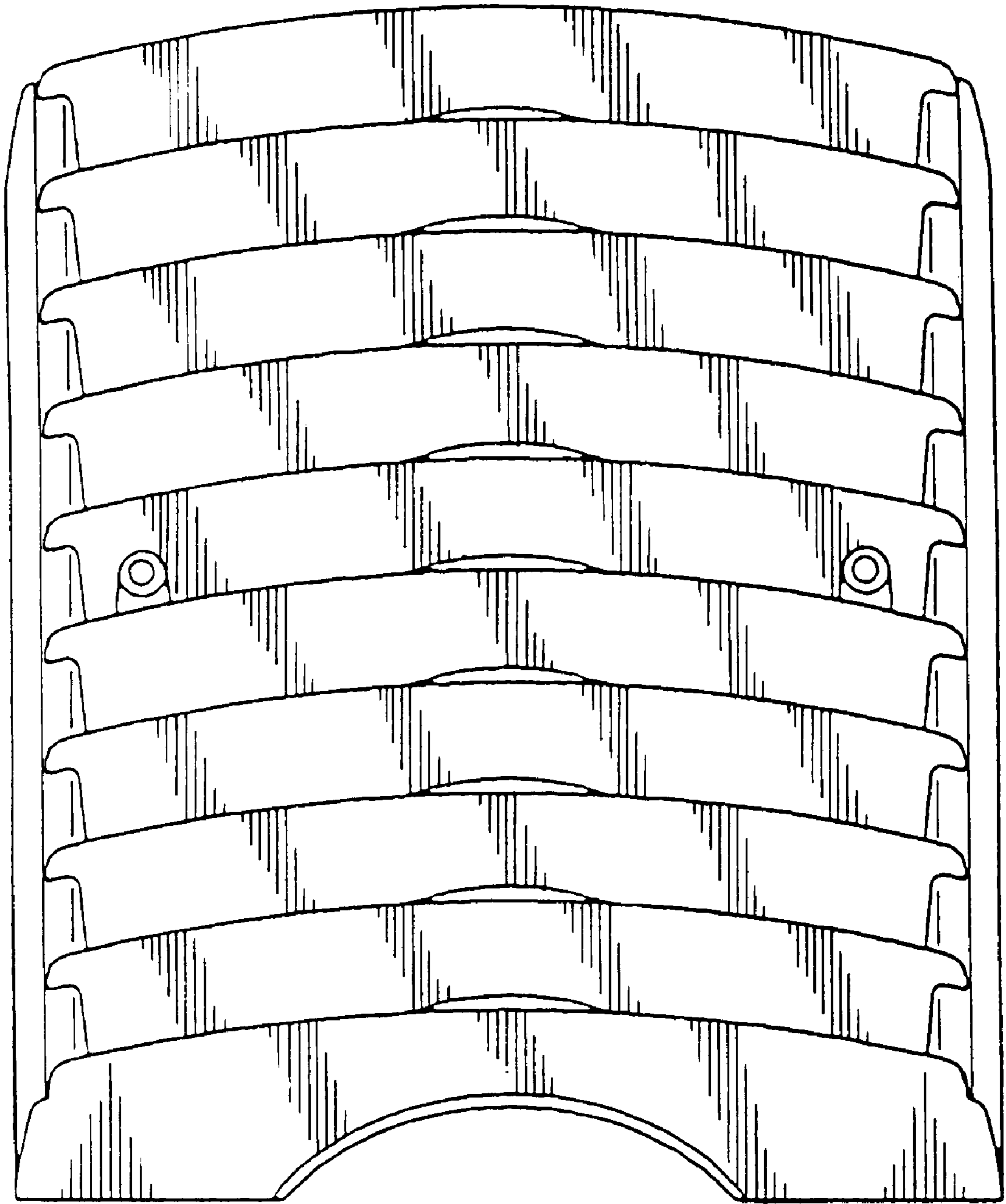


FIG. 5