



US00D440802S

(12) **United States Design Patent**
Cazares

(10) **Patent No.:** **US D440,802 S**

(45) **Date of Patent:** **** Apr. 24, 2001**

(54) **DECORATIVE GUN CABINET**

5,580,155 12/1996 Hildebrand et al. .

(76) Inventor: **Benito Cazares**, 1005 San Carlos,
Laredo, TX (US) 78040

* cited by examiner

Primary Examiner—Brian N. Vinson

(**) Term: **14 Years**

(57) **CLAIM**

(21) Appl. No.: **29/116,072**

The ornamental design for a decorative gun cabinet, as shown and described.

(22) Filed: **Dec. 23, 1999**

DESCRIPTION

(51) **LOC (7) Cl.** **08-08**

(52) **U.S. Cl.** **D6/552**

(58) **Field of Search** D6/552, 559, 561,
D6/432, 436, 448; 312/114, 128, 138.1,
245; 211/13.1, 64

FIG. 1 is a front elevational view of the decorative gun cabinet of the present invention;
FIG. 2 is a rear elevational view of the decorative gun cabinet of FIG. 1;
FIG. 3 is a left side elevational view of the decorative gun cabinet of FIG. 1, the right view being a mirror image thereof;
FIG. 4 is a top plan view of the decorative gun cabinet of FIG. 1; and,
FIG. 5 is a bottom plan view of the decorative gun cabinet of FIG. 1.

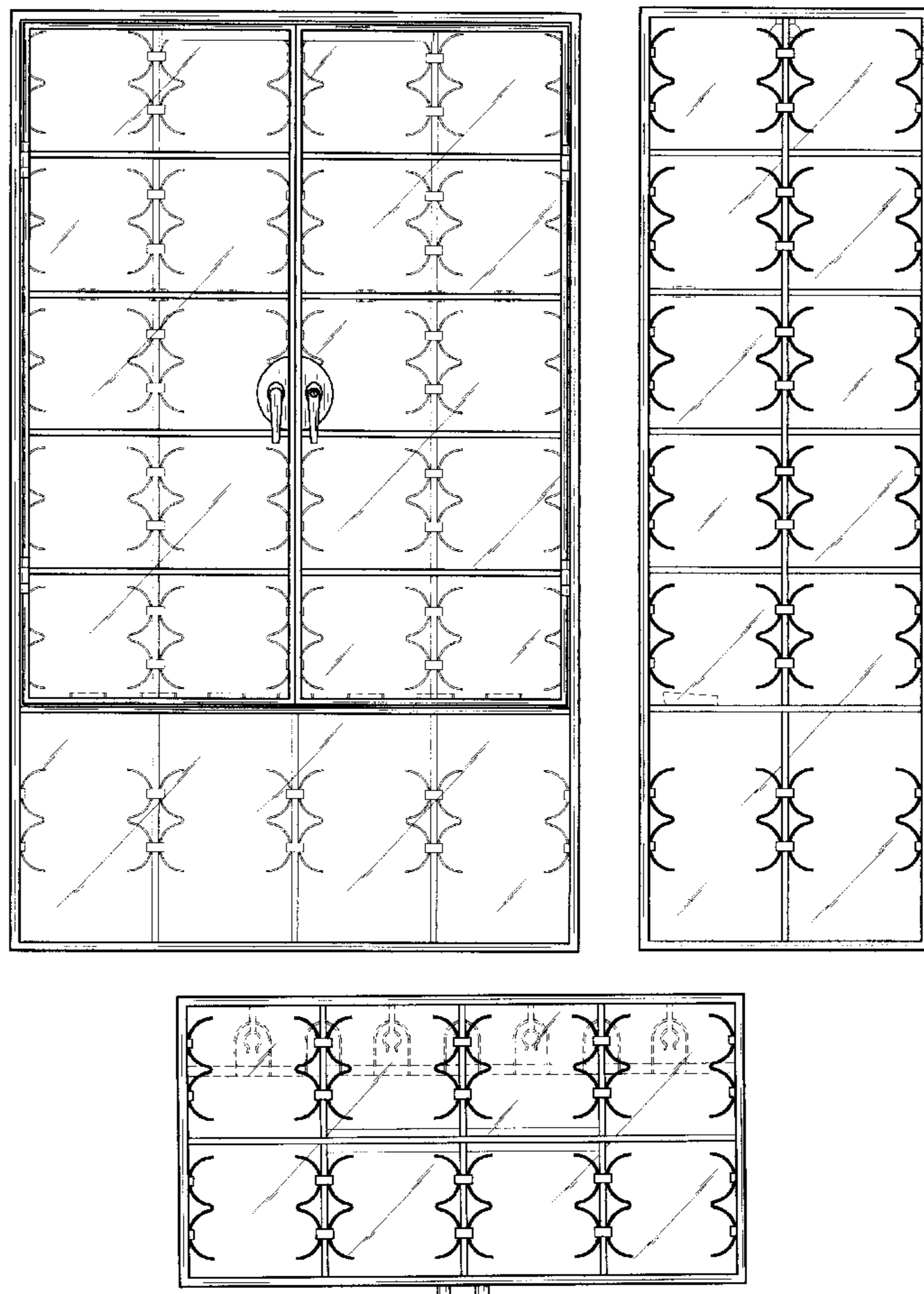
(56) **References Cited**

U.S. PATENT DOCUMENTS

D. 322,526	12/1991	Leis et al. .	
D. 386,926	* 12/1997	Fullmer	D6/561
D. 408,174	* 4/1999	Aspenwall	D6/470
3,998,509	* 12/1976	Hauser	312/263
4,113,107	9/1978	Jaeger .	
4,155,608	5/1979	Orlewicz .	
5,163,745	11/1992	Zagata .	
5,265,950	11/1993	Atkinson .	

The broken lines showing of gun supports in the Figures are for illustrative purposes only and form no part of the claimed design.

1 Claim, 4 Drawing Sheets



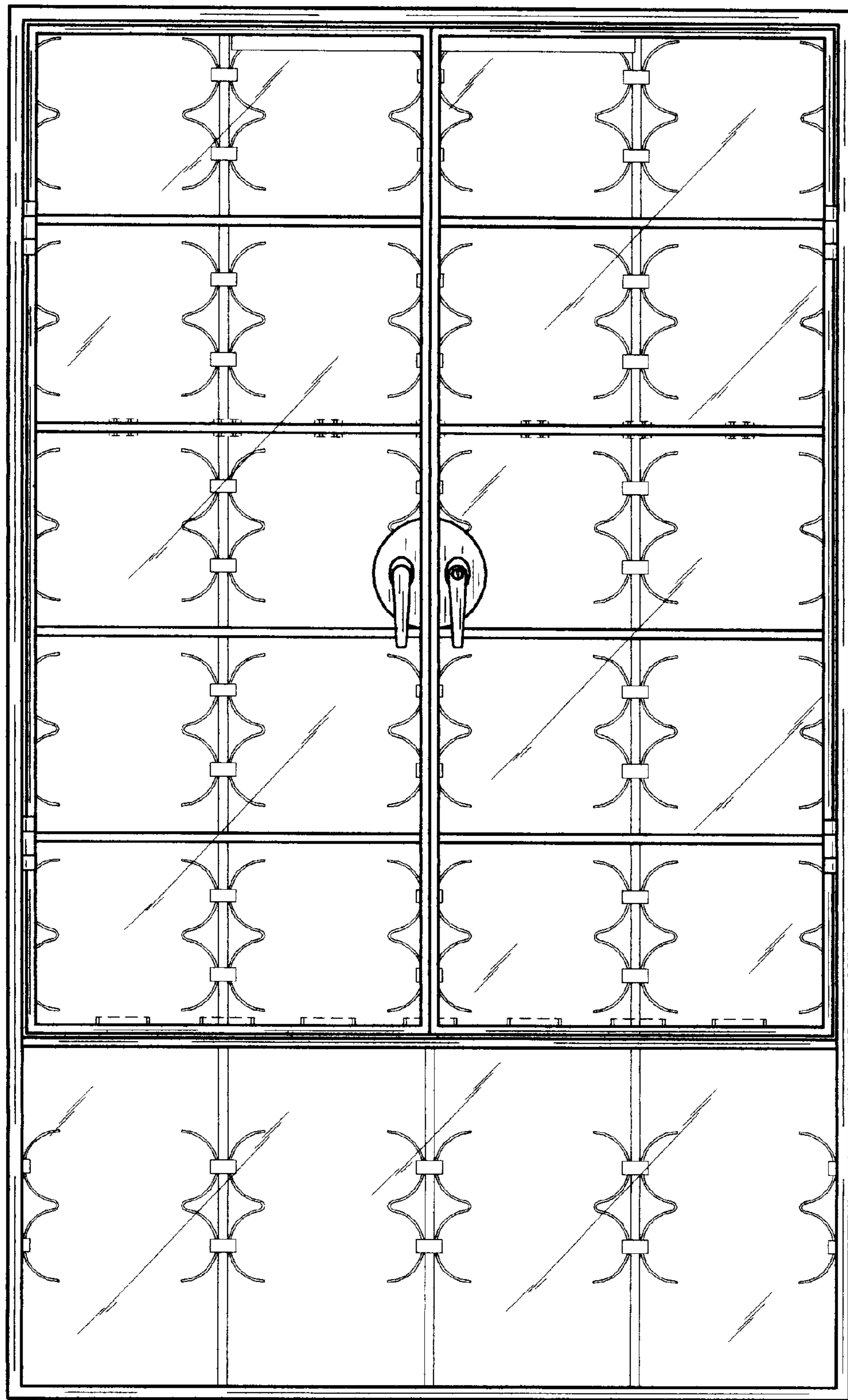


Fig. 1




Fig. 2




Fig. 3




Fig. 4

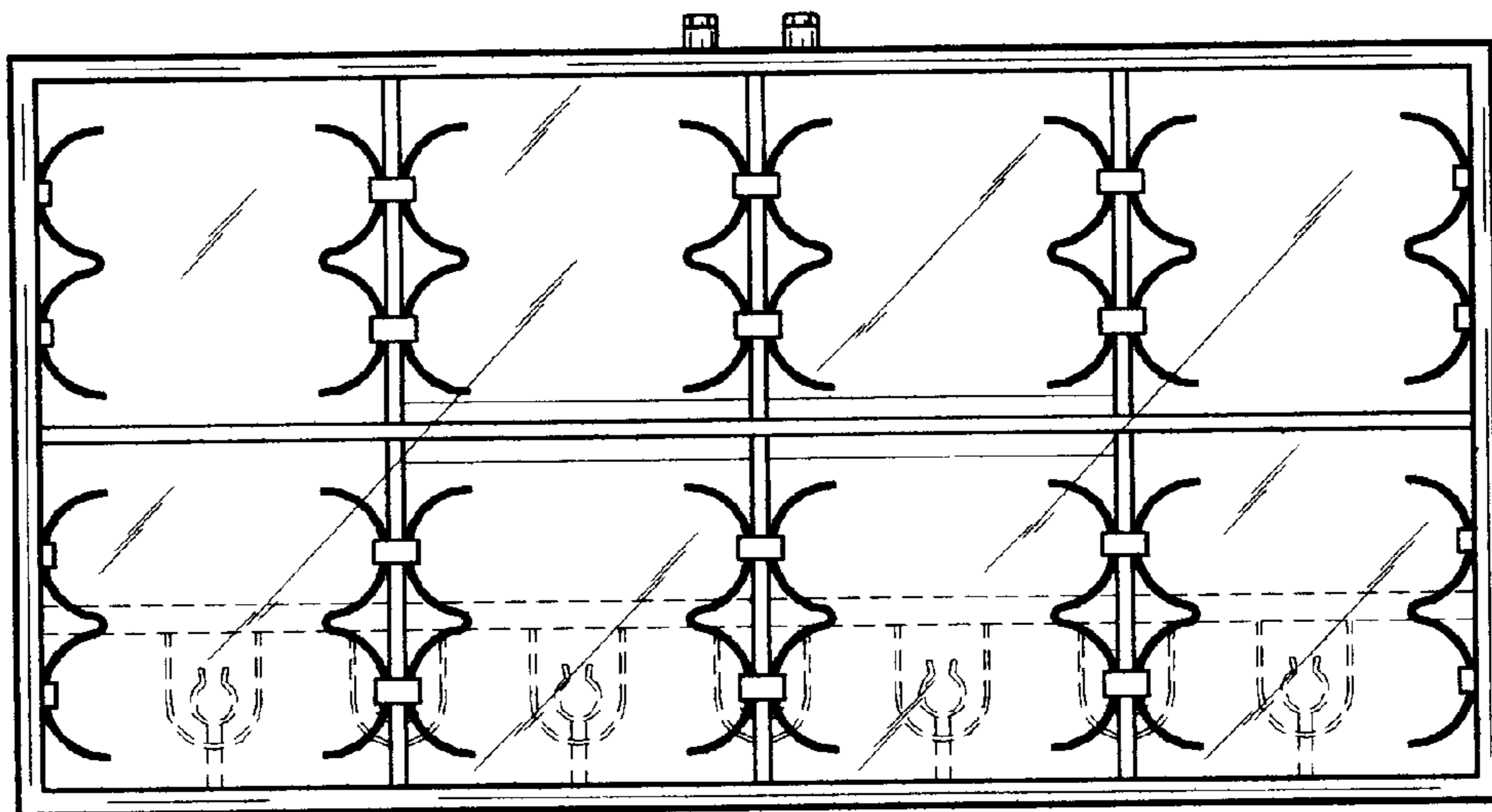


Fig. 5