



US00D440798S

(12) **United States Design Patent**
Kuhlman et al.

(10) **Patent No.:** **US D440,798 S**

(45) **Date of Patent:** **** Apr. 24, 2001**

(54) **LABORATORY TABLE TOP**

(75) Inventors: **Charles E. Kuhlman**, Chattanooga;
Joseph J. White, Collegedale, both of
TN (US)

(73) Assignee: **Collegedale Casework**, Collegedale,
TN (US)

(**) Term: **14 Years**

(21) Appl. No.: **29/131,077**

(22) Filed: **Oct. 12, 2000**

(51) **LOC (7) Cl.** **06-06**

(52) **U.S. Cl.** **D6/511; D6/482**

(58) **Field of Search** D6/480-489, 511,
D6/428, 406.3, 441; 108/153.1, 156, 157.1,
161, 43

(56) **References Cited**

U.S. PATENT DOCUMENTS

- D. 106,299 * 10/1937 Krick D6/441
- D. 207,713 * 5/1967 Sullivan D6/511

- D. 373,270 * 9/1996 Alexander et al. D6/487
- D. 414,634 * 10/1999 Smith et al. D6/511

OTHER PUBLICATIONS

Sheldon brochure, p. 1.

* cited by examiner

Primary Examiner—Janice E. Seeger

(74) *Attorney, Agent, or Firm*—Miller & Martin, LLP

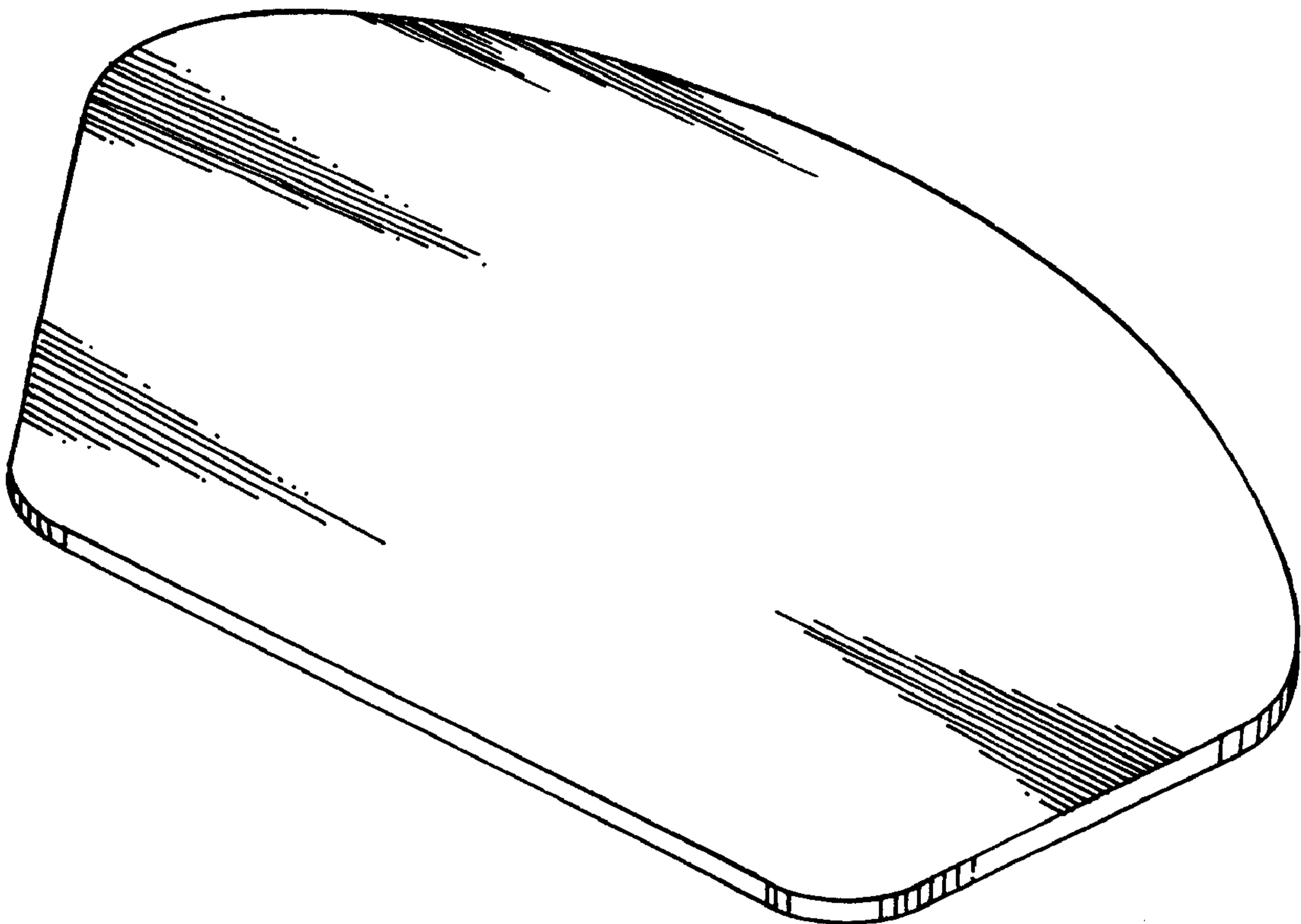
(57) **CLAIM**

The ornamental design for a laboratory table top, as shown and described.

DESCRIPTION

- FIG. 1 is a perspective view of the laboratory table top design;
- FIG. 2 is a top plan view;
- FIG. 3 is a front elevational view;
- FIG. 4 is a side elevational view, the view from each side being identical mirror images of the other; and,
- FIG. 5 is a rear elevational view.

1 Claim, 2 Drawing Sheets



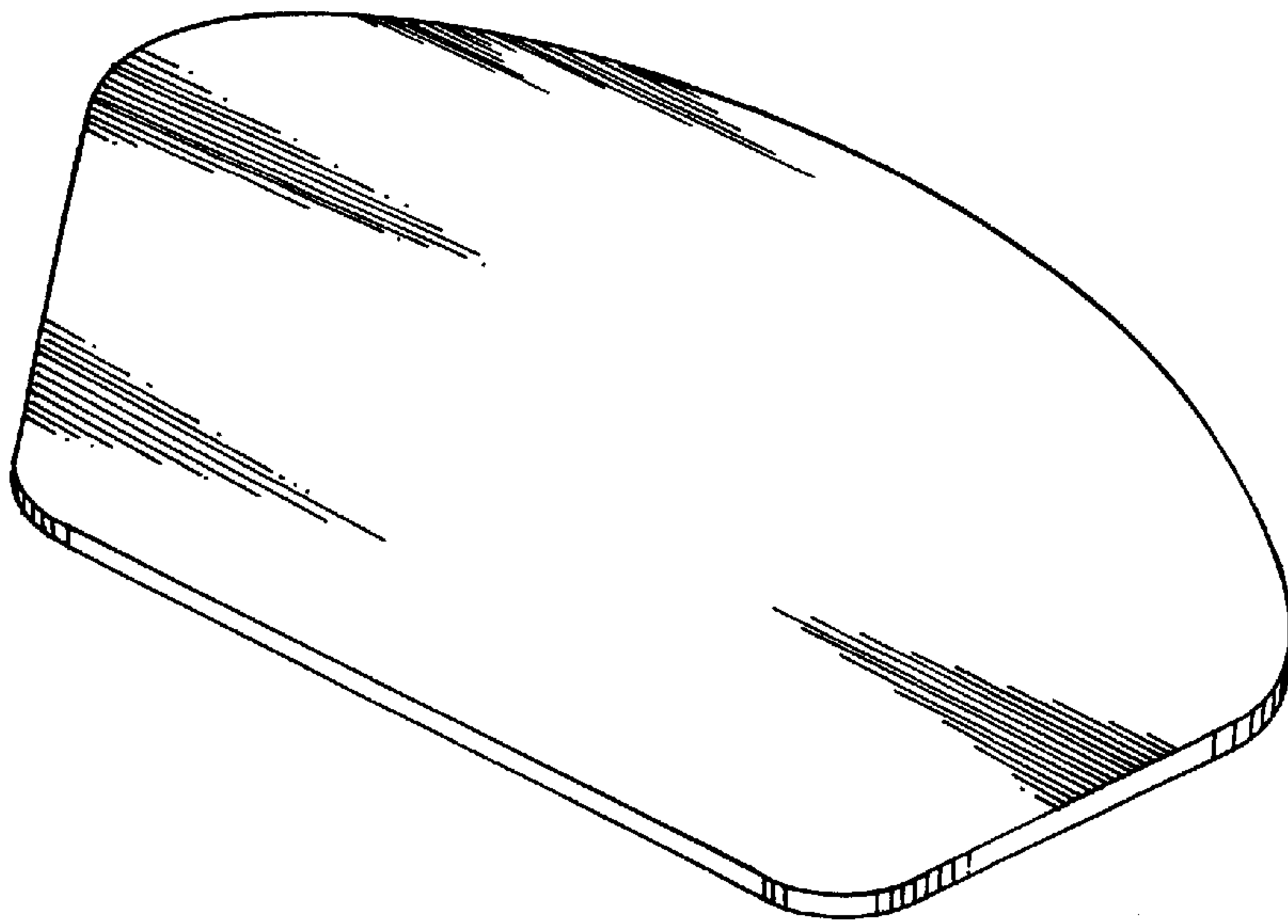


FIG. 1

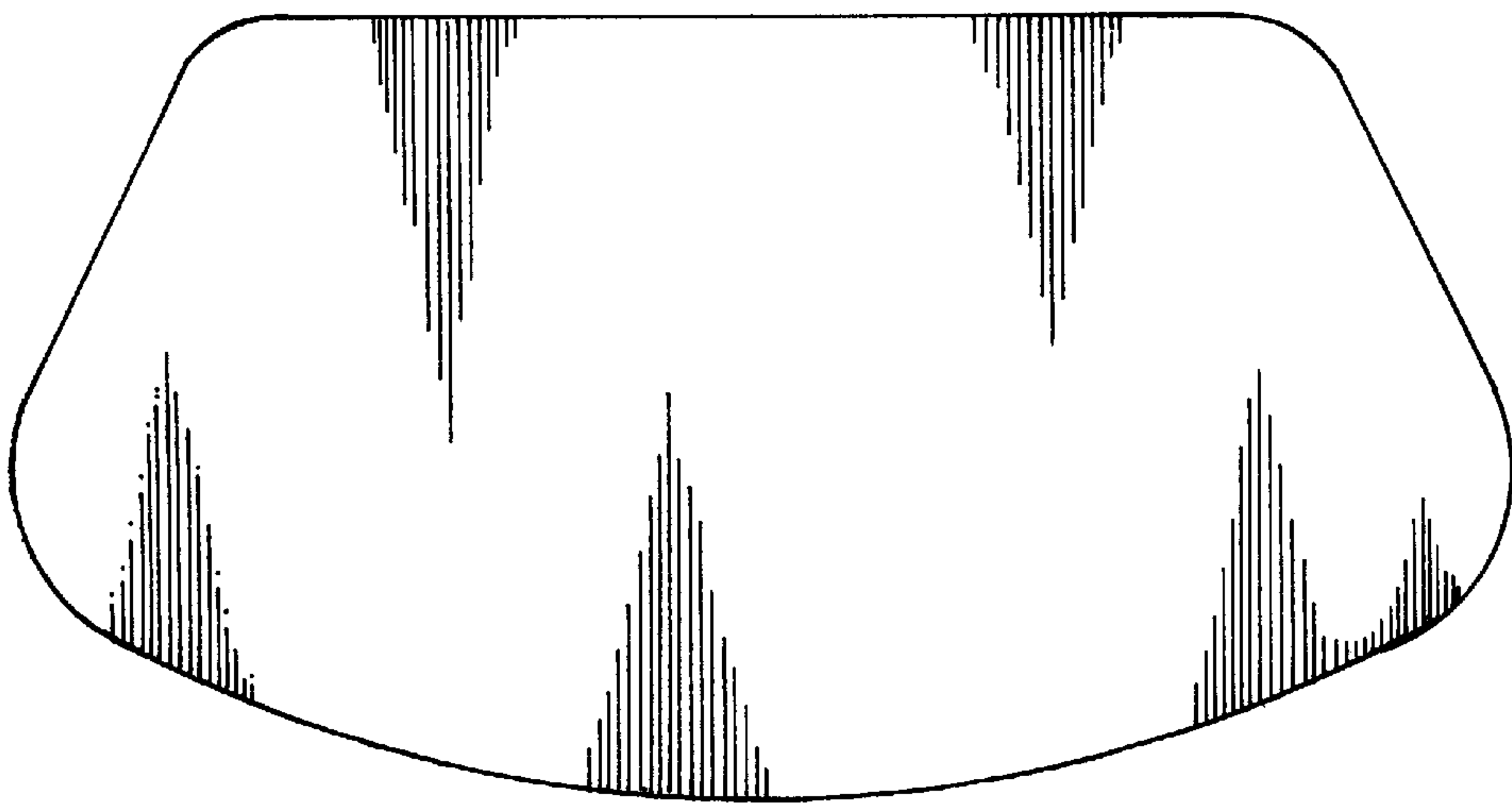


FIG. 2




FIG. 3




FIG. 4




FIG. 5