



US00D440797S

(12) **United States Design Patent**
Norman

(10) **Patent No.:** **US D440,797 S**

(45) **Date of Patent:** **** Apr. 24, 2001**

(54) **SEAT ARMREST**

(75) **Inventor:** **Johnathan Daniel Norman**, Santa Monica, CA (US)

(73) **Assignee:** **Honda Giken Kogyo Kabushiki Kaisha**

(**) **Term:** **14 Years**

(21) **Appl. No.:** **29/125,161**

(22) **Filed:** **Jun. 20, 2000**

Related U.S. Application Data

(62) Division of application No. 29/116,742, filed on Jan. 11, 2000.

(51) **LOC (7) Cl.** **06-06**

(52) **U.S. Cl.** **D6/501**

(58) **Field of Search** D6/334, 335, 356, D6/367, 379, 500, 501, 502; 297/411.2, 411.25, 411.26, 411.34, 411.35, 411.45

(56) **References Cited**

U.S. PATENT DOCUMENTS

- D. 180,392 * 6/1957 Giudice D6/356
- D. 257,748 * 1/1981 Smith D6/356
- D. 264,774 * 6/1982 McGirk et al. D6/356

- D. 283,089 * 3/1986 McArdle D6/367
- D. 336,397 * 6/1993 Deboer et al. D6/501
- D. 394,756 * 6/1998 Gryp et al. D6/356
- D. 426,392 * 6/2000 Ott et al. D6/356
- D. 431,401 * 10/2000 Haney D6/501
- 5,720,525 * 2/1998 Rumler 297/411.2

* cited by examiner

Primary Examiner—Doris V. Coles

Assistant Examiner—Mimosa De

(74) *Attorney, Agent, or Firm*—Banner & Witcoff, Ltd.

(57) **CLAIM**

The ornamental design for a seat armrest, as shown and described.

DESCRIPTION

FIG. 1 is a perspective view of a seat armrest showing my new design;

FIG. 2 is a side elevational view thereof;

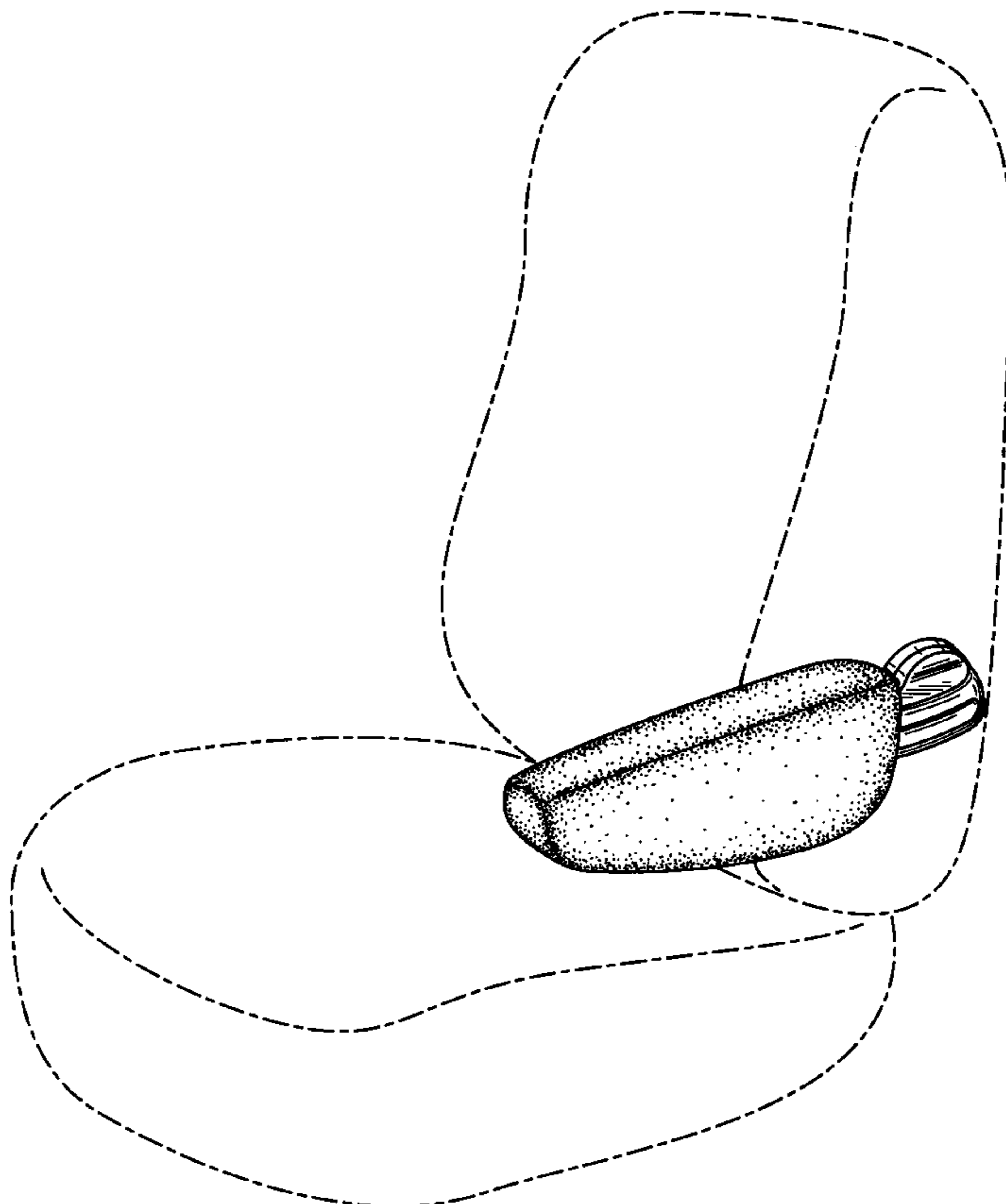
FIG. 3 is a top plan view thereof;

FIG. 4 is an end elevational view thereof viewed from the connection end; and,

FIG. 5 is an end elevational view thereof viewed from the free end.

The broken line showing of the seat is for illustrative purposes only and forms no part of the claimed design.

1 Claim, 2 Drawing Sheets



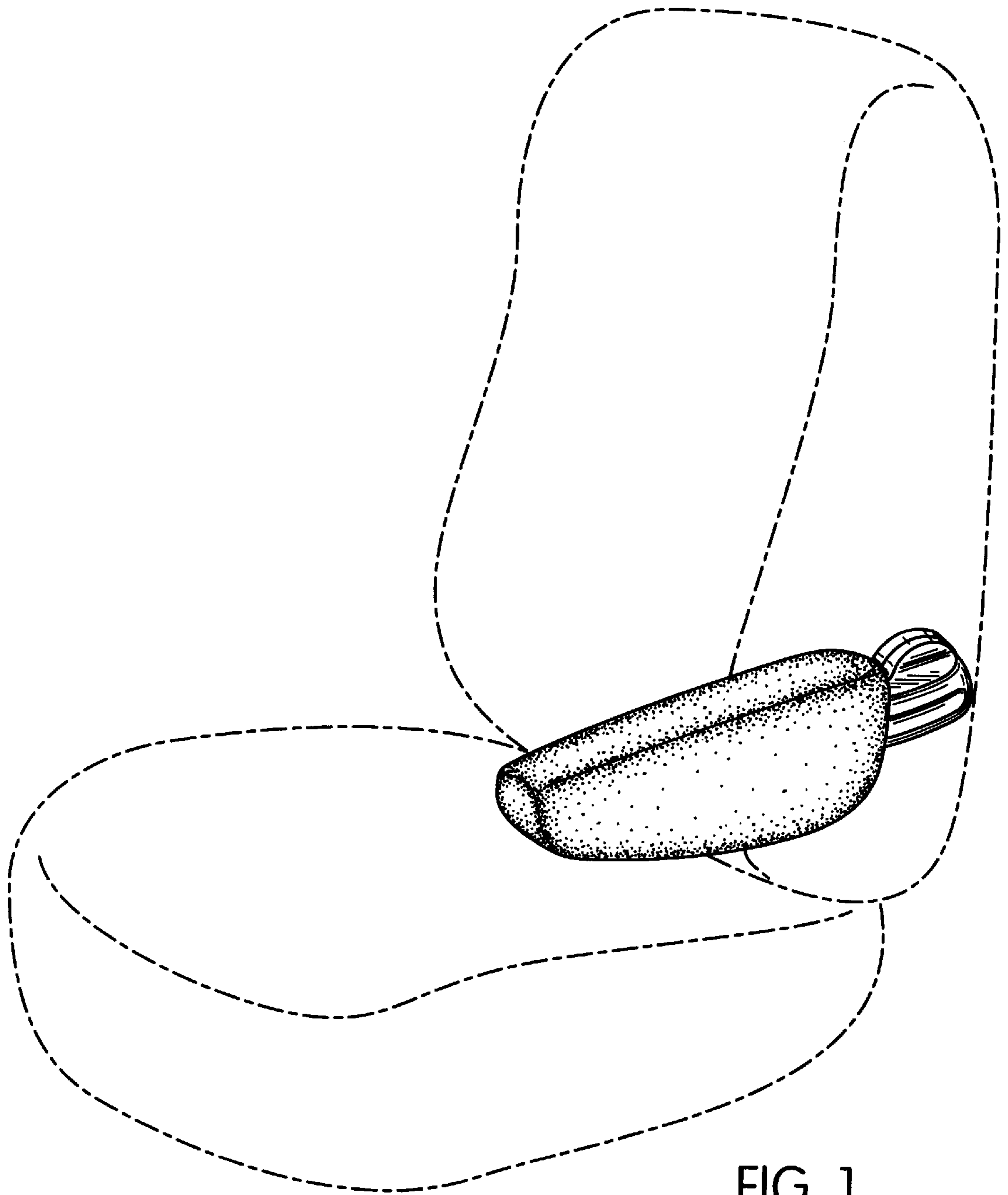


FIG. 1

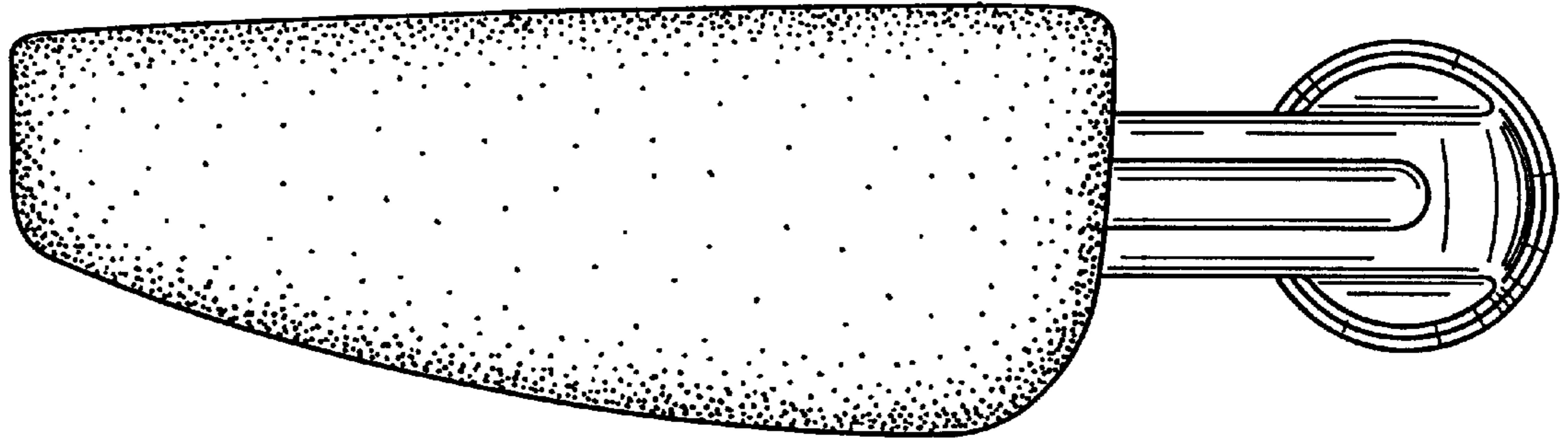


FIG. 2

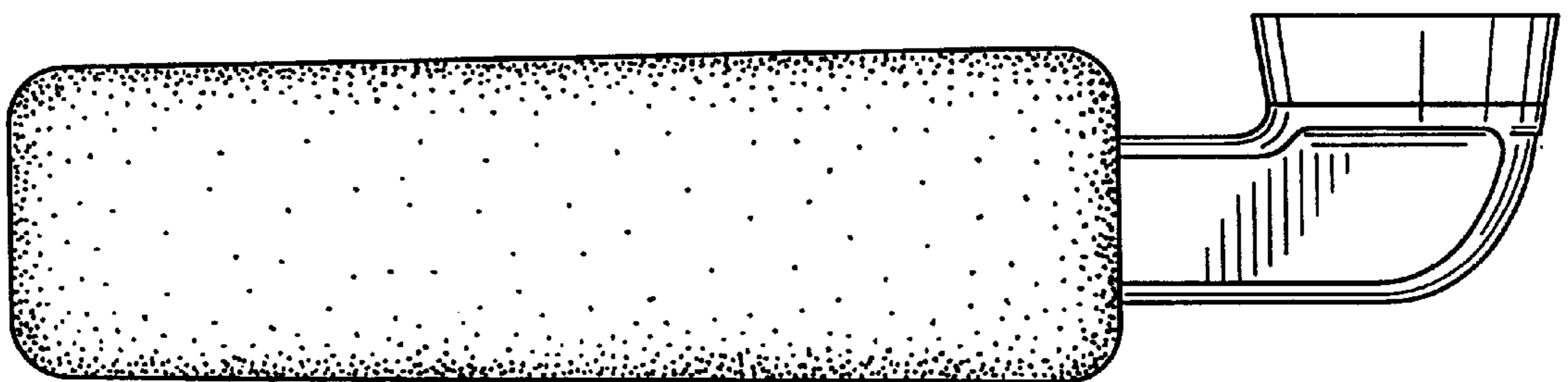


FIG. 3




FIG. 4

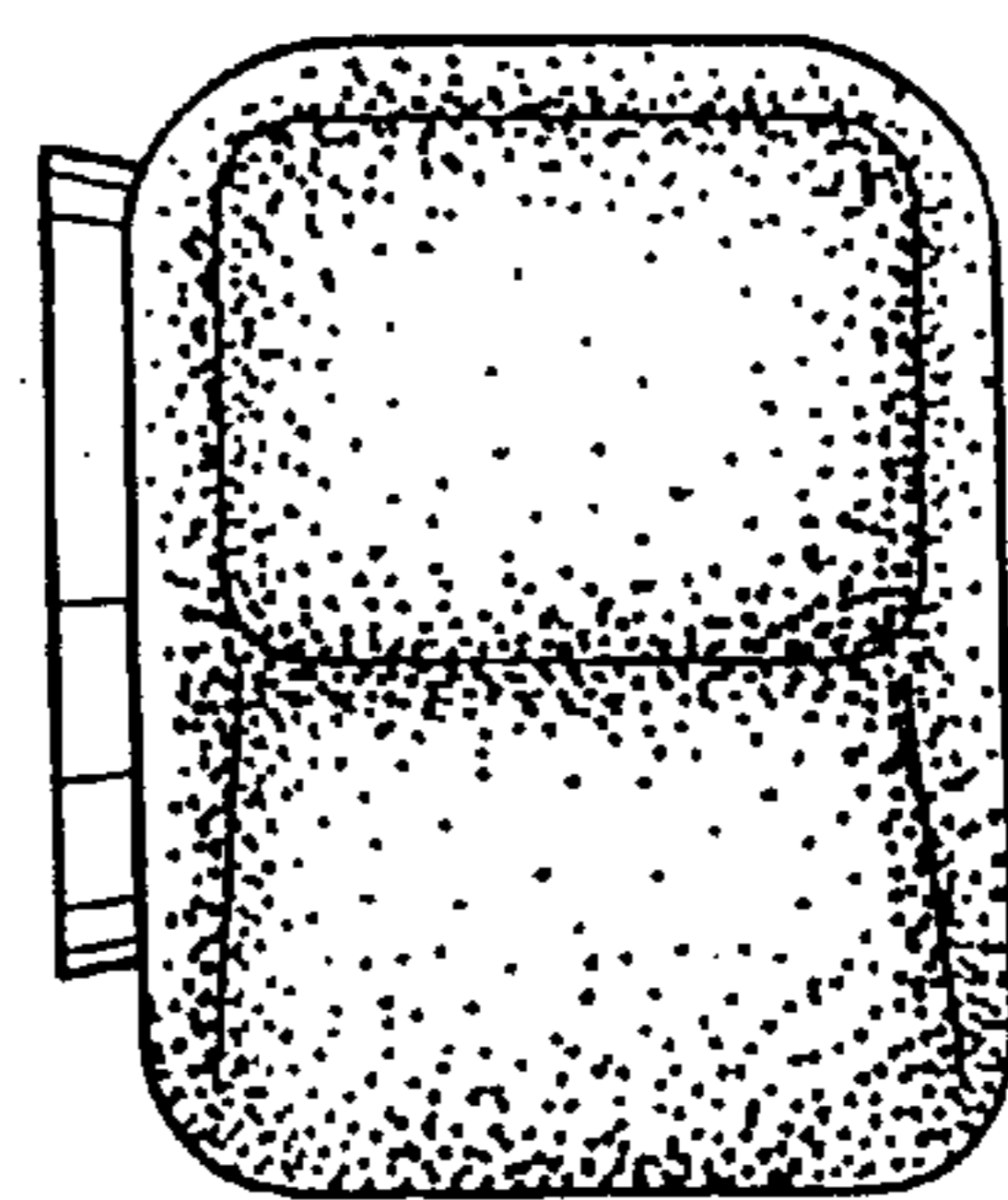


FIG. 5