



US00D440795S

(12) **United States Design Patent**
Matty

(10) **Patent No.:** **US D440,795 S**

(45) **Date of Patent:** **** Apr. 24, 2001**

(54) **COLLECTIBLE DISPLAY RACK**

5,772,054 6/1998 Potter .
5,826,729 10/1998 Oosteron .

(76) Inventor: **John E Matty**, R.D. #2 Box 1185,
Homer City, PA (US) 15748

* cited by examiner

(**) Term: **14 Years**

Primary Examiner—Nanda Bondade

(21) Appl. No.: **29/131,800**

(57) **CLAIM**

(22) Filed: **Oct. 26, 2000**

The ornamental design for a collectible display rack, as shown and described.

(51) **LOC (7) Cl.** **06-99**

DESCRIPTION

(52) **U.S. Cl.** **D6/450**

(58) **Field of Search** D6/449, 450, 473-479,
D6/571; D20/6; 211/90.04, 186, 40; 8/10,
88.01, 94, 194, 134, 135, 42

FIG. 1 is a front elevational view of the collectible display rack of the present invention;

FIG. 2 is a rear elevational view of the collectible display rack of FIG. 1;

FIG. 3 is a left side elevational view of the collectible display rack of FIG. 1, the right view being a mirror image thereof;

FIG. 4 is a top plan view of the collectible display rack of FIG. 1; and,

FIG. 5 is a bottom plan view of the collectible display rack of FIG. 1.

The broken lines showing of letters and numbers in FIG. 1 are for illustrative purposes only and form no part of the claimed design.

(56) **References Cited**

U.S. PATENT DOCUMENTS

D. 154,674	*	8/1949	Gochenour, Jr.	D6/450 X
D. 183,671		10/1958	Allen .	
D. 204,345		4/1966	Bradshaw .	
D. 231,720	*	6/1974	Wolff	D6/473
D. 335,228		5/1993	Barthelmess et al. .	
D. 344,758	*	3/1994	Kimedee	D6/571 X
D. 364,515		11/1995	Hou .	
D. 402,826		12/1998	Barkley .	
3,010,290	*	11/1961	Fredrick	D6/450 X

1 Claim, 4 Drawing Sheets

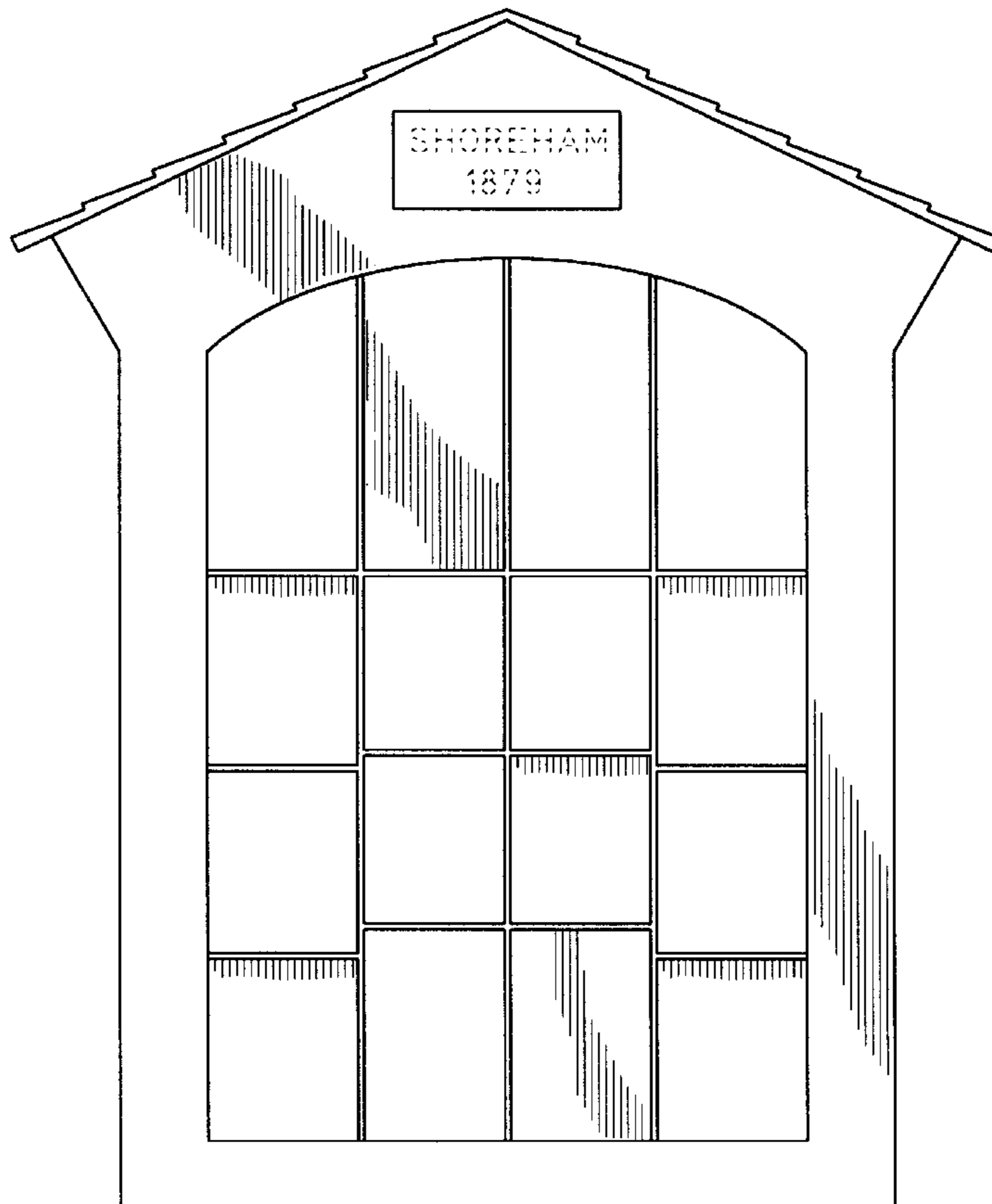


FIG. 1

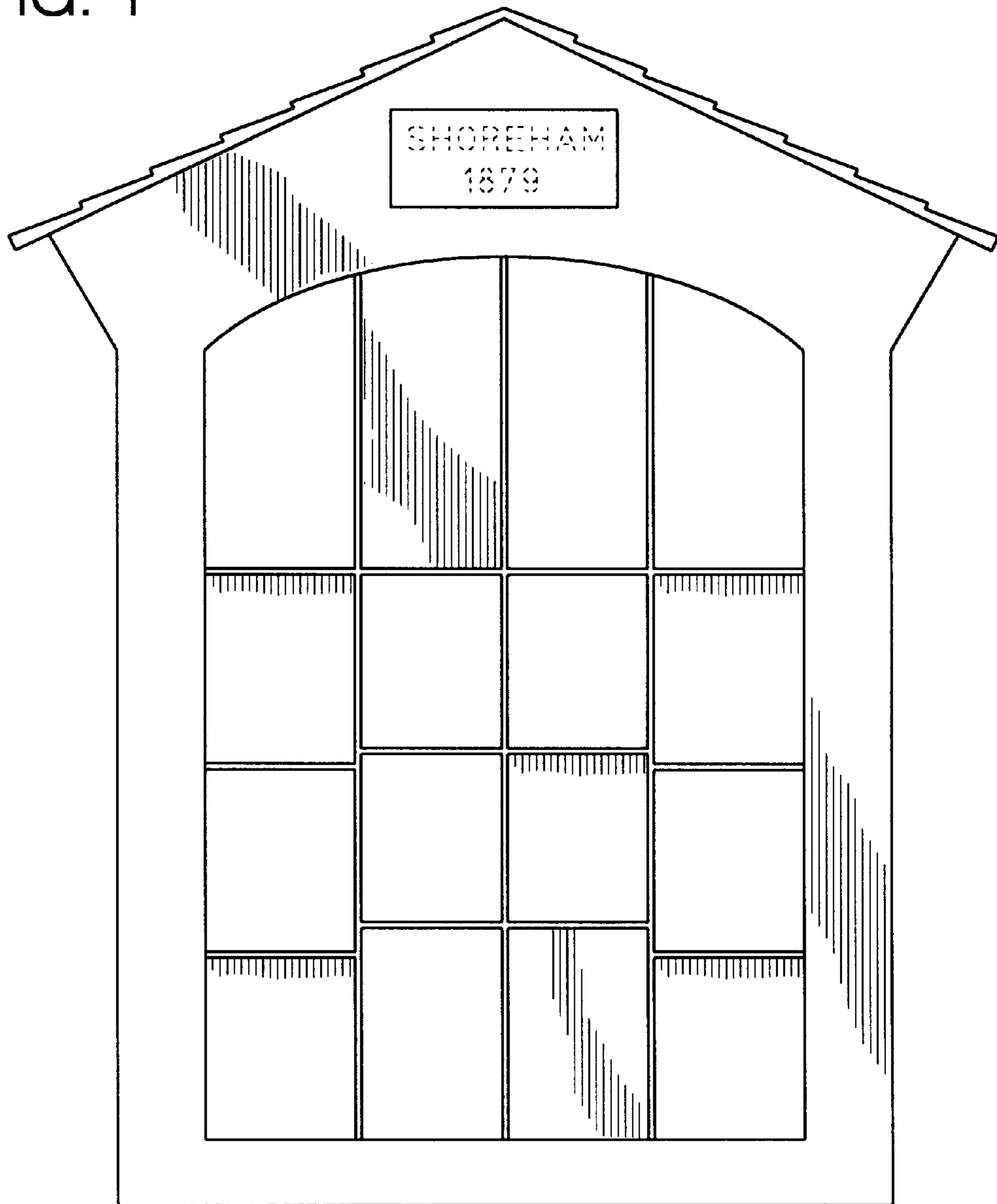


FIG. 2

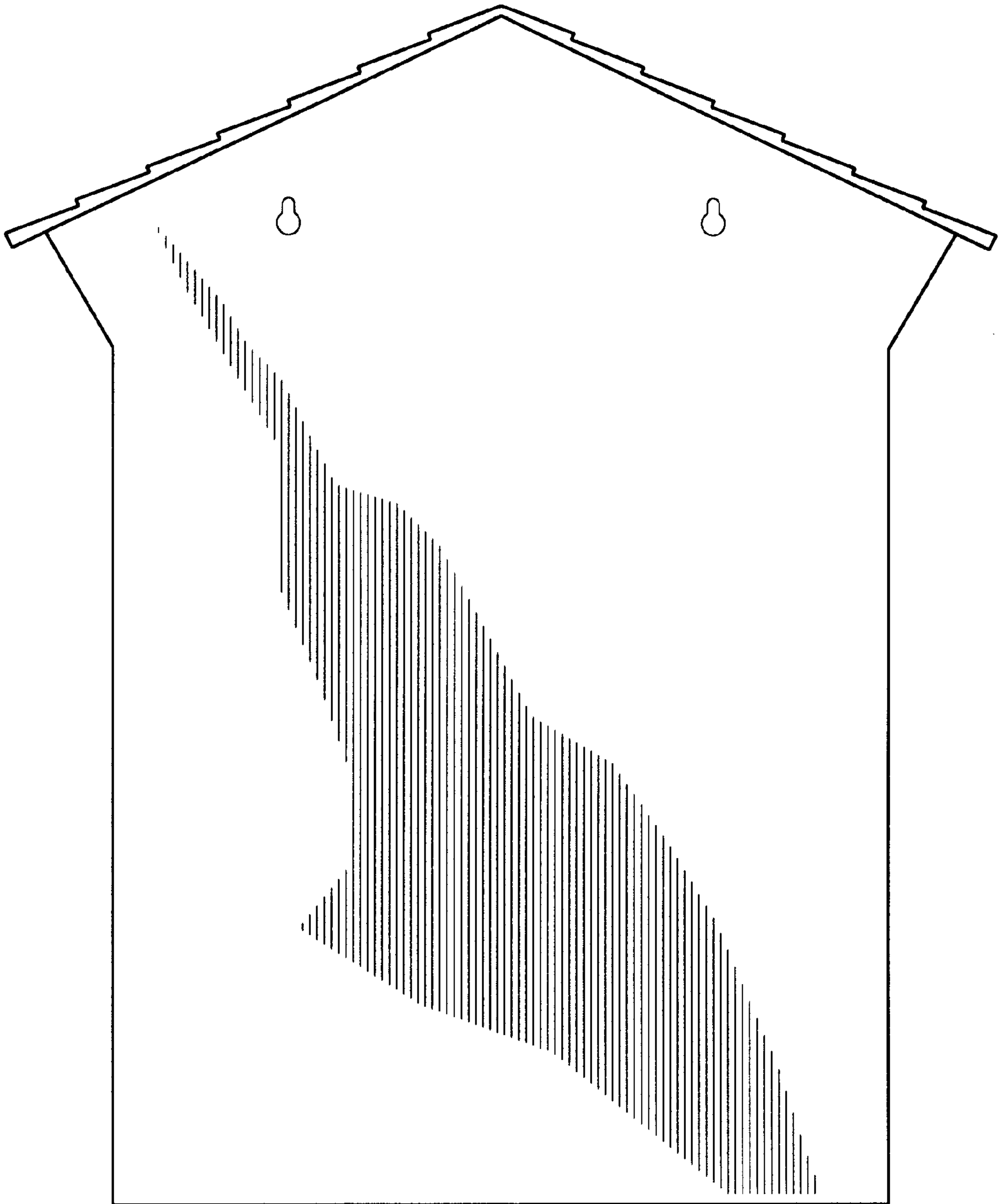


FIG. 3

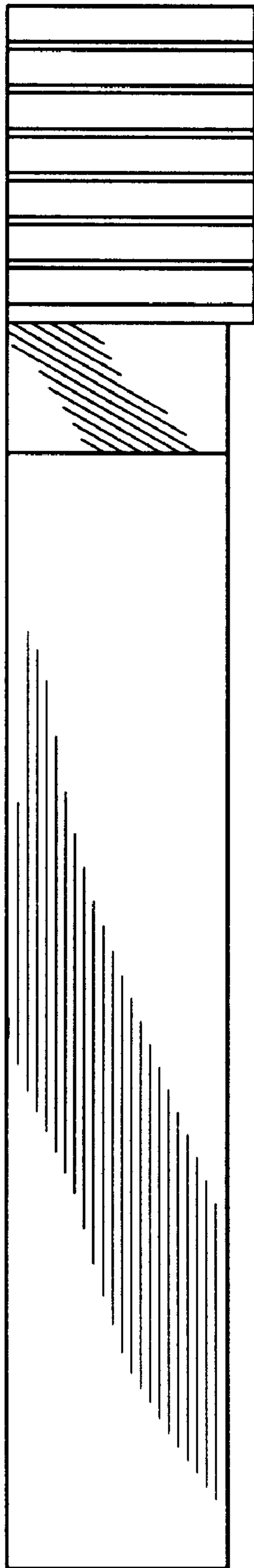


FIG. 4

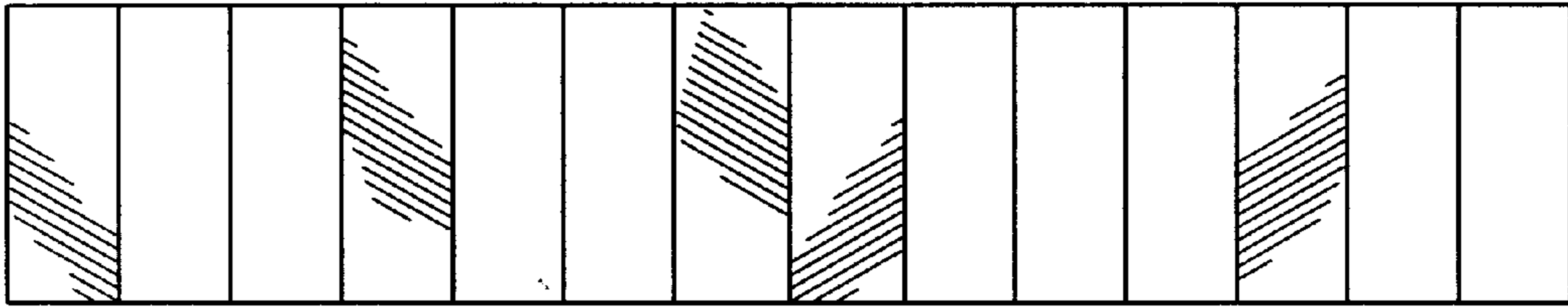


FIG. 5

