



US00D440766S

(12) **United States Design Patent**
Hartwein et al.

(10) **Patent No.:** **US D440,766 S**

(45) **Date of Patent:** **** Apr. 24, 2001**

(54) **ELECTRIC TOOTHBRUSH**

(75) Inventors: **Peter Hartwein; Till Winkler**, both of
Kronberg (DE)

(73) Assignee: **Braun GmbH**, Kronberg (DE)

(**) Term: **14 Years**

(21) Appl. No.: **29/121,226**

(22) Filed: **Apr. 3, 2000**

(30) **Foreign Application Priority Data**

Oct. 6, 1999 (XH) DMA/004655

(51) **LOC (7) Cl.** **04-02**

(52) **U.S. Cl.** **D4/101; D4/111**

(58) **Field of Search** D4/101, 104-112,
D4/127, 132, 134, 138; 15/22.1, 23-24,
28-29, 143.1, 159.1, 167.1, 167.2; 132/308,
311; 601/139, 141, 142; 16/430, 431

(56) **References Cited**

U.S. PATENT DOCUMENTS

D. 197,763 * 3/1964 Aymar D4/101
D. 200,623 * 3/1965 Peterson D4/101

D. 385,703 * 11/1997 Etter D4/101
D. 388,958 * 1/1998 Hartwein D4/101
D. 396,957 * 8/1998 Allende D4/101
D. 411,769 * 7/1999 Wright D4/101
3,242,516 * 3/1966 Cantor 15/28

* cited by examiner

Primary Examiner—M. H. Tung

Assistant Examiner—Lavone Tabor

(74) *Attorney, Agent, or Firm*—Fish & Richardson P.C.

(57) **CLAIM**

The ornamental design for an electric toothbrush, as shown and described.

DESCRIPTION

FIG. 1 is a perspective view of an electric toothbrush from above, showing our design;

FIG. 2 is a front view of the appliance of FIG. 1;

FIG. 3 is a right-side view of the appliance of FIG. 2;

FIG. 4 is a left-side view of the appliance of FIG. 2;

FIG. 5 is a rear view of the appliance of FIG. 2;

FIG. 6 is a top plan view of the appliance of FIG. 2; and,

FIG. 7 is a bottom plan view of the appliance of FIG. 2.

1 Claim, 4 Drawing Sheets

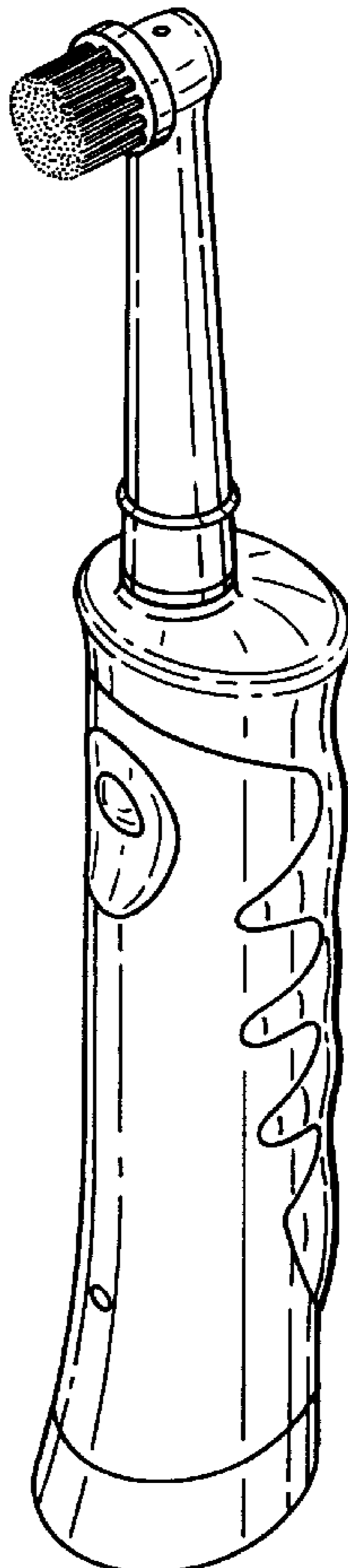




Fig. 1




Fig. 2

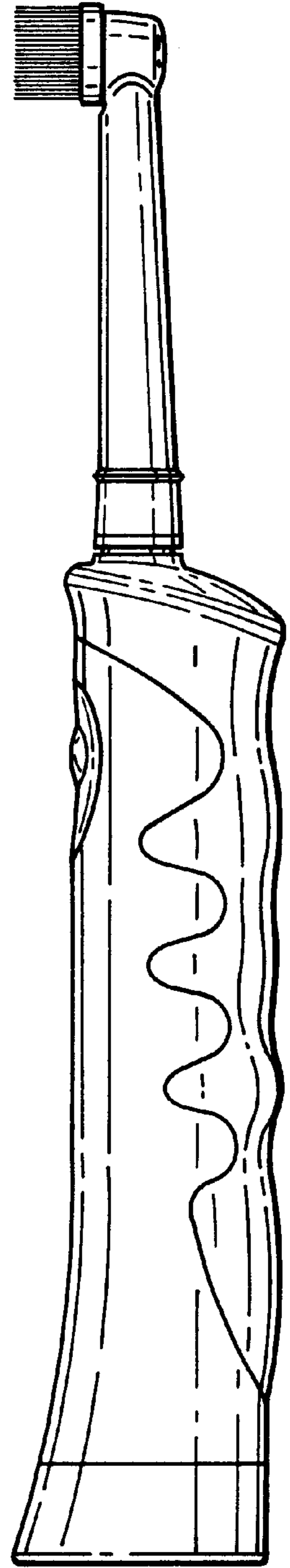


Fig. 3

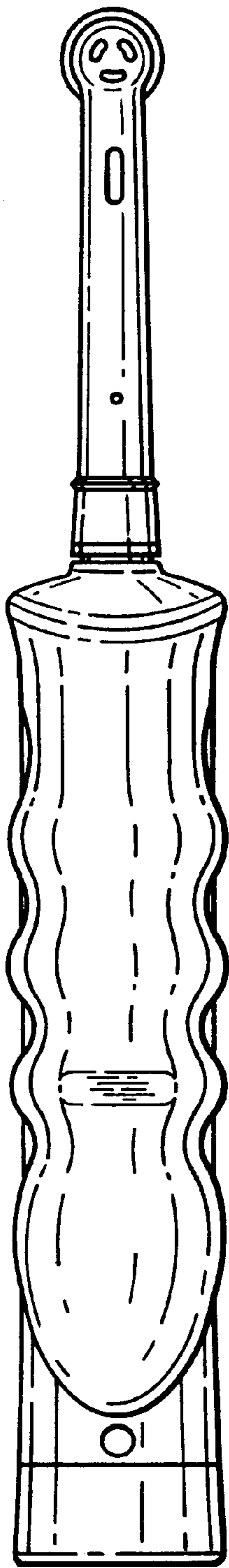


Fig. 5

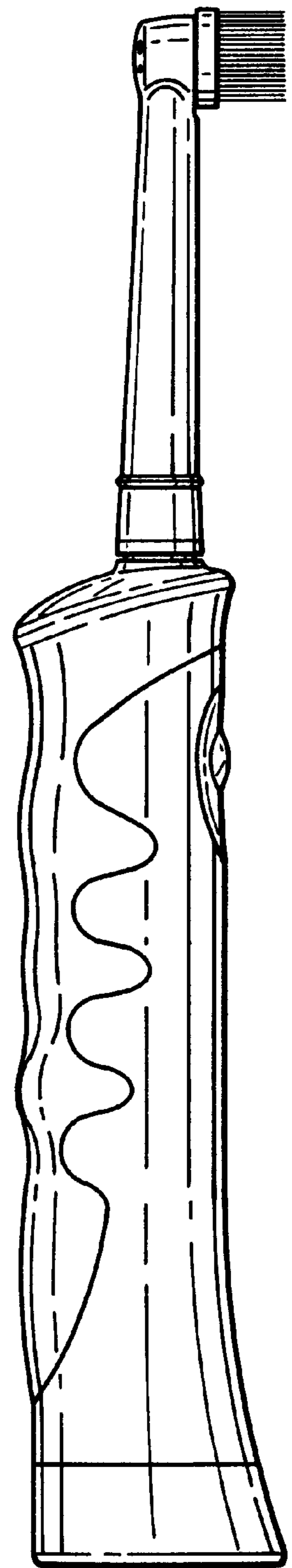


Fig. 4

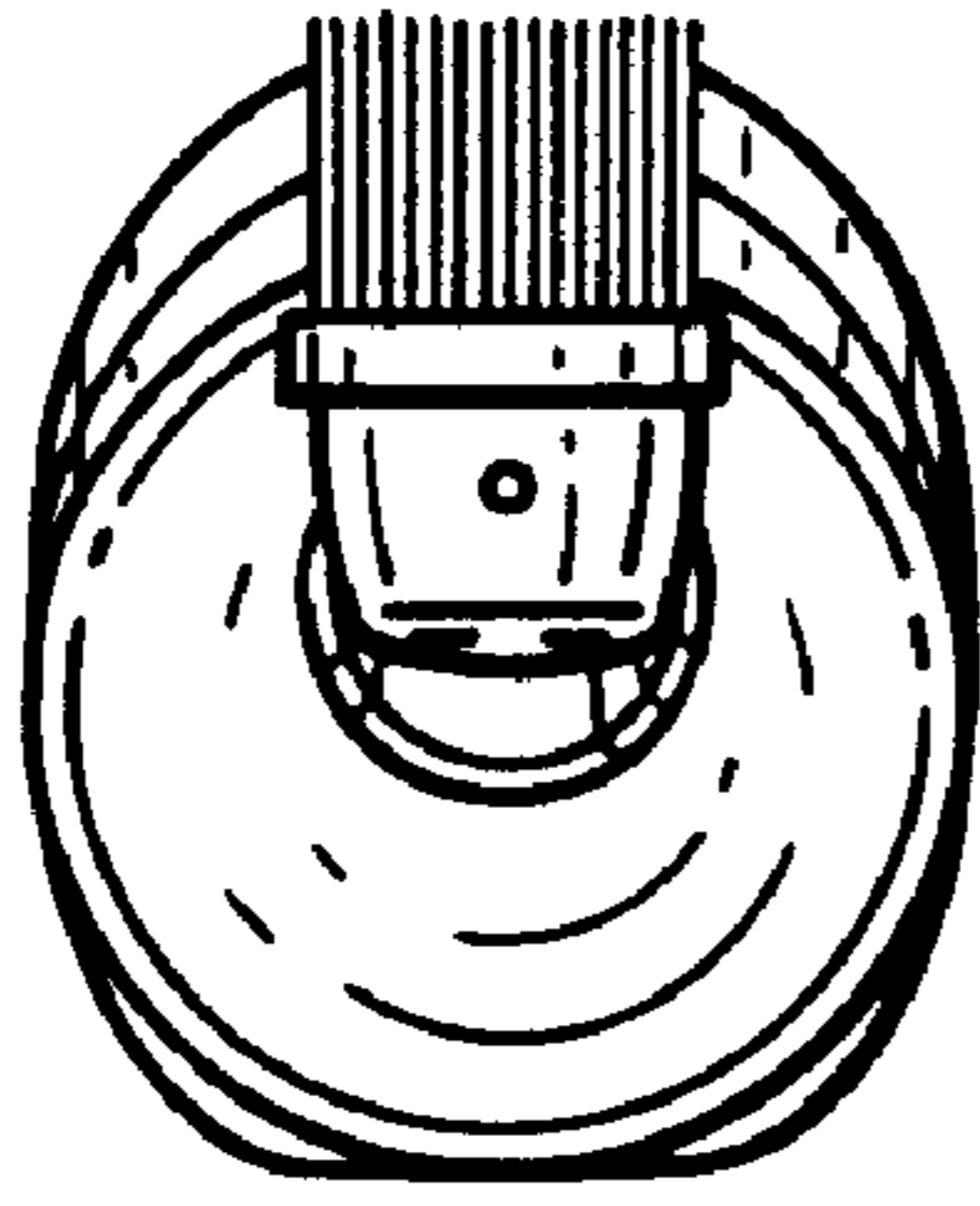


Fig. 6

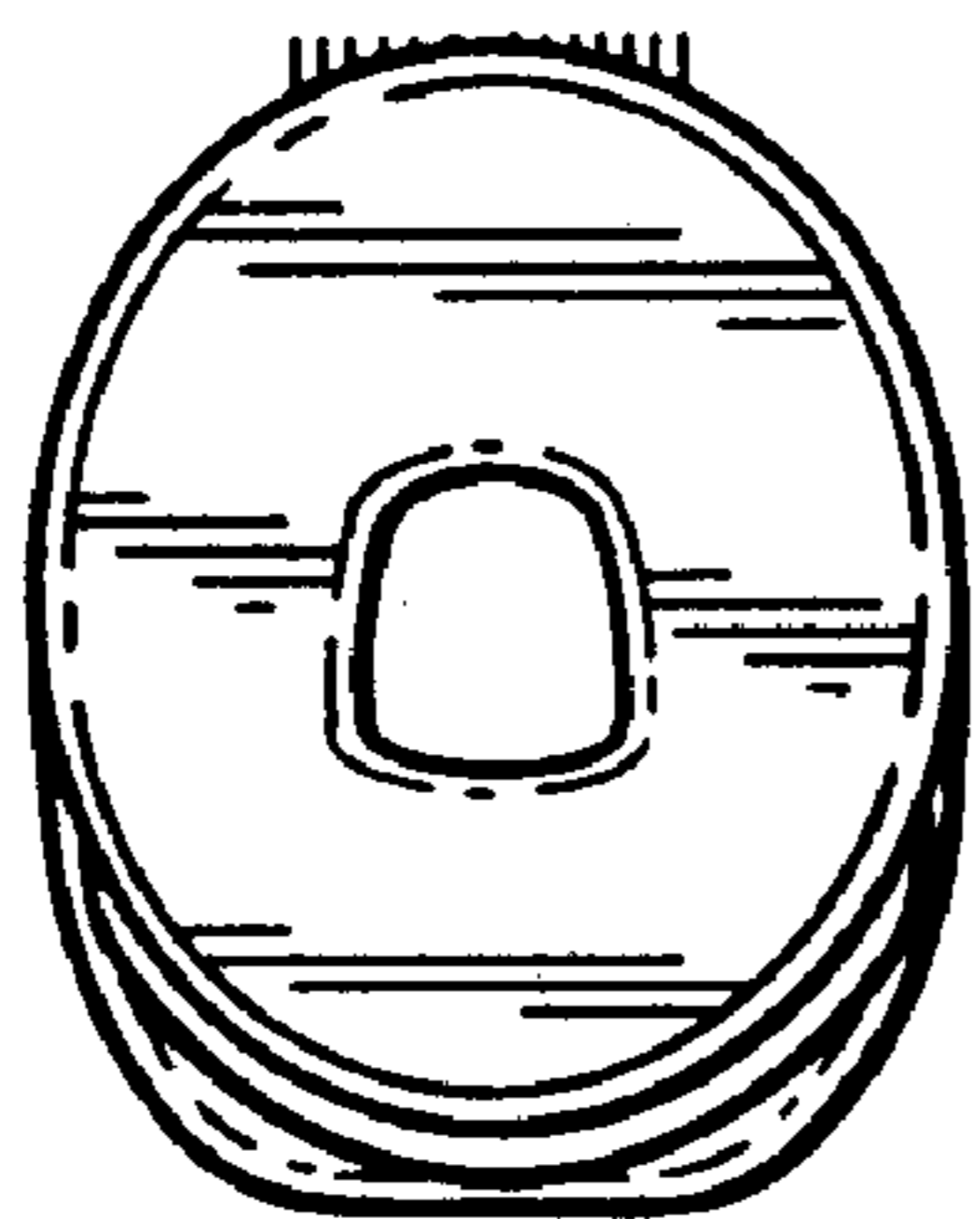


Fig. 7