



US00D440732S

(12) **United States Design Patent**
Robinson

(10) **Patent No.:** **US D440,732 S**

(45) **Date of Patent:** **** Apr. 17, 2001**

(54) **URN**

(76) **Inventor:** **Hewitt Robinson**, 1641 E. Broad
Ripple Ave., Indianapolis, IN (US)
46204

(**) **Term:** **14 Years**

(21) **Appl. No.:** **29/124,212**

(22) **Filed:** **Jun. 1, 2000**

(51) **LOC (7) Cl.** **99-00**

(52) **U.S. Cl.** **D99/5**

(58) **Field of Search** D99/1, 5; D7/540,
D7/545, 503, 504, 612, 615; D23/367;
27/1, 2, 3, 4, 5, 6, 7, 8, 9, 10; 220/630;
D11/143, 145, 146, 151, 152, 154

(56) **References Cited**

U.S. PATENT DOCUMENTS

- D. 80,722 * 3/1930 Fairchild D7/540
- D. 91,521 * 2/1934 Hanks D7/540
- D. 143,231 * 12/1945 Mankki D99/5
- D. 236,406 * 8/1975 Achenbach D7/615

- D. 254,831 * 4/1980 Smith D7/540
- D. 266,620 * 10/1982 Krech D99/5
- D. 348,312 * 6/1994 Schwartz et al. D23/367
- D. 356,422 * 3/1995 Parker D99/5
- D. 360,732 * 7/1995 Parker D99/5
- 3,057,303 * 8/1962 Daanen et al. 220/630

* cited by examiner

Primary Examiner—Paula A. Mortimer
(74) *Attorney, Agent, or Firm*—Woodard, Emhardt,
Naughton, Moriarty & McNett

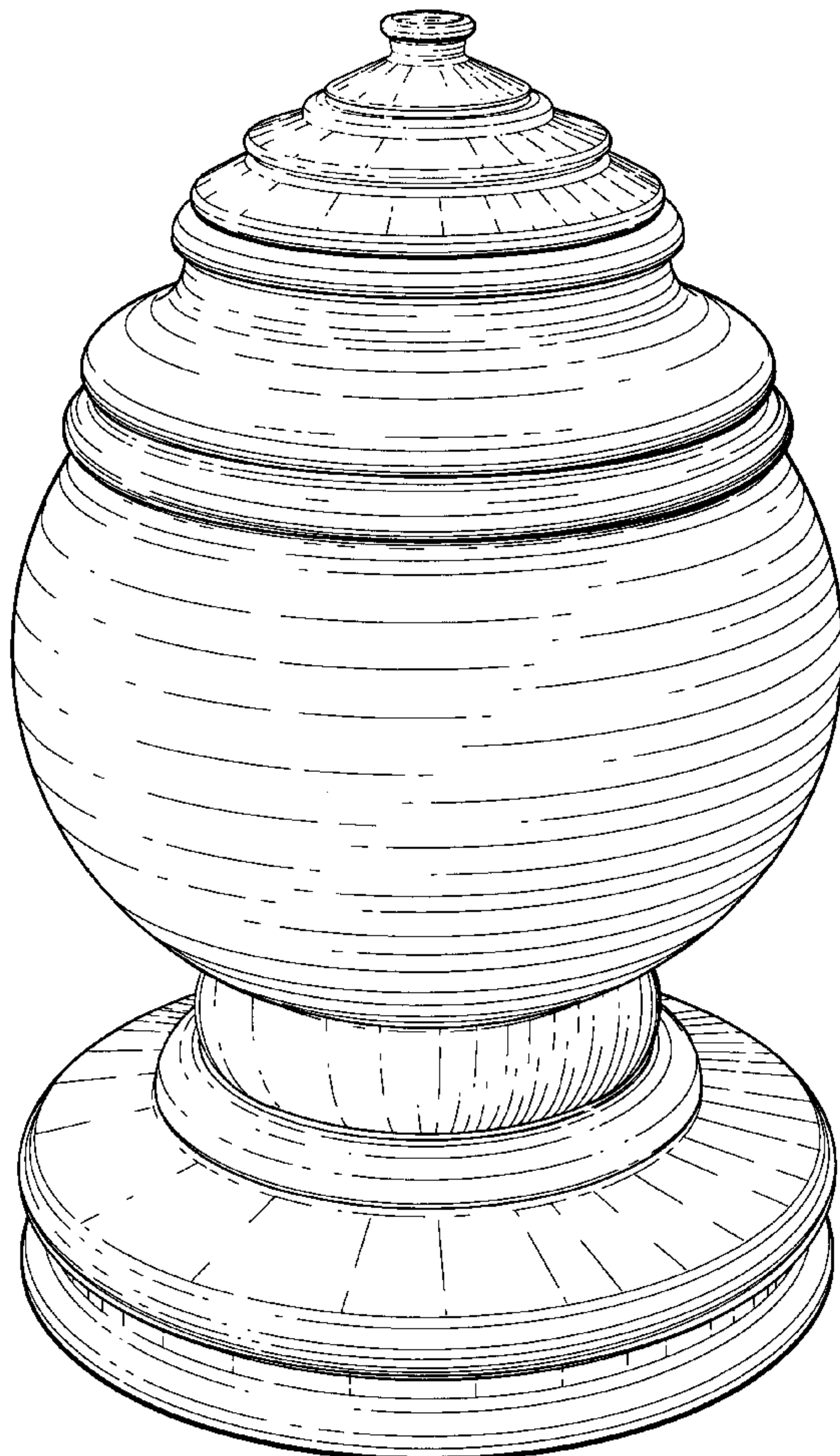
(57) **CLAIM**

The ornamental design for an urn, as shown and described.

DESCRIPTION

FIG. 1 is a perspective view of the urn of the present invention;
FIG. 2 is a front elevation, the side elevations and the rear elevation are identical to FIG. 2;
FIG. 3 is a top plan view; and,
FIG. 4 is a bottom plan view.

1 Claim, 3 Drawing Sheets



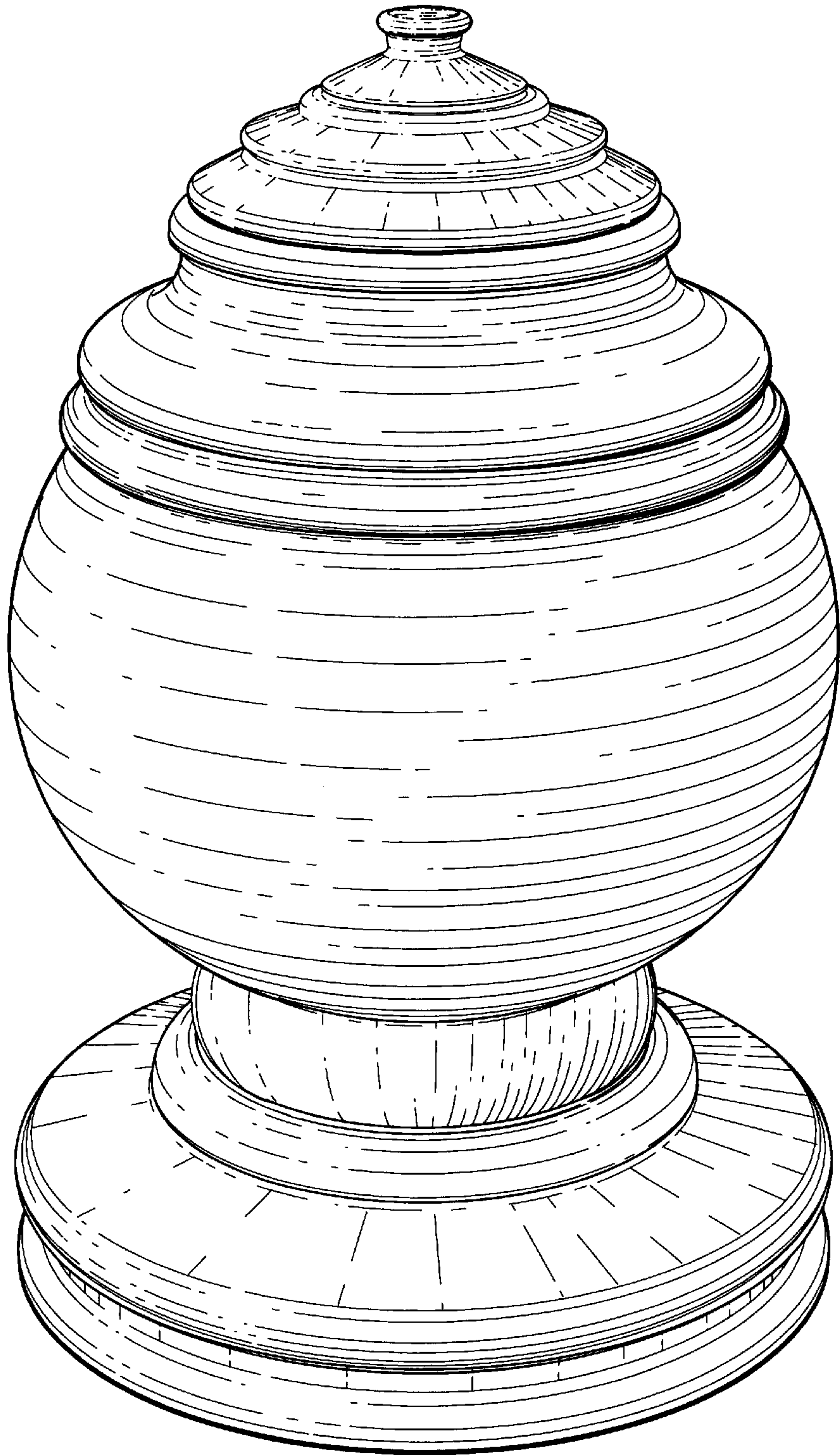


Fig. 1




Fig. 2

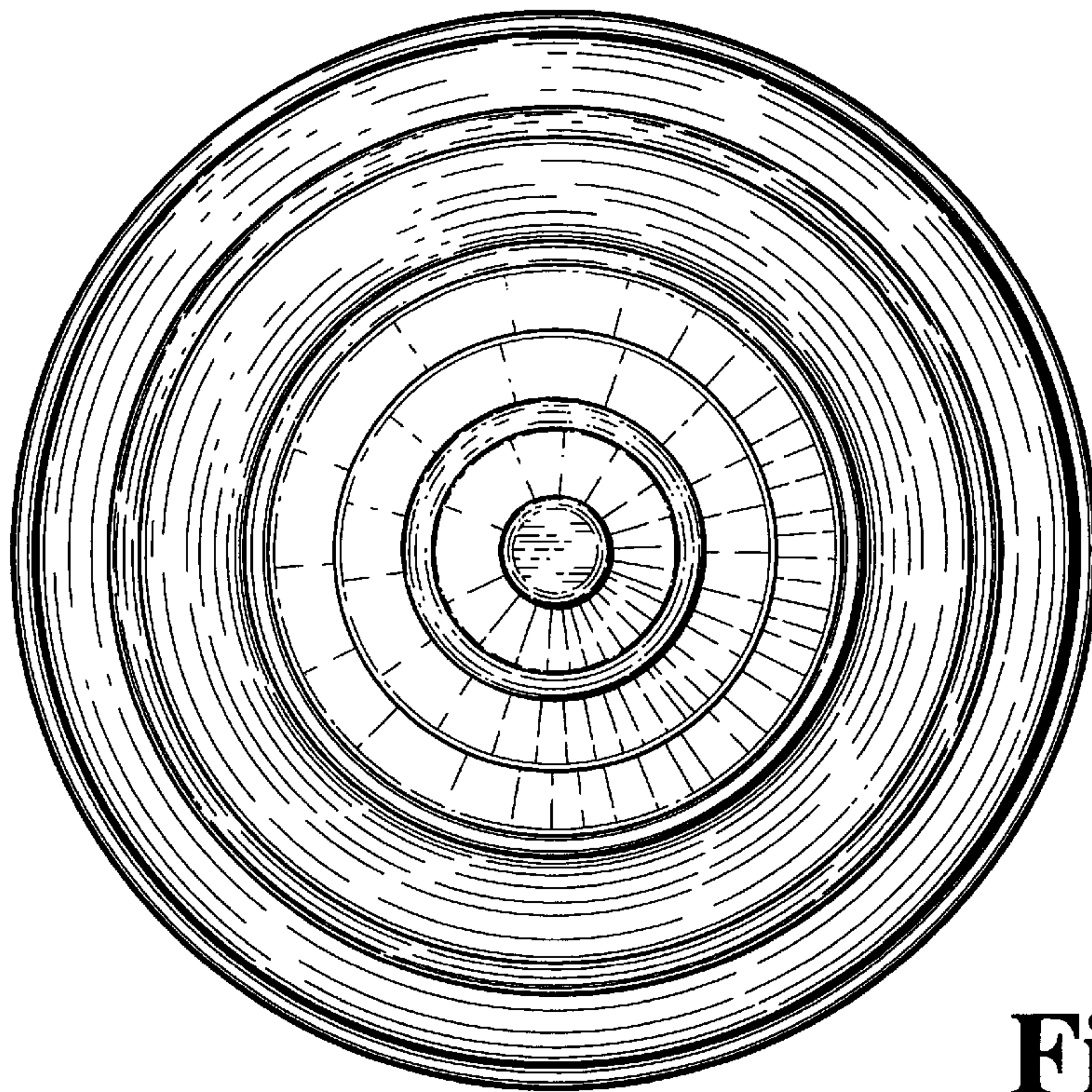


Fig. 3

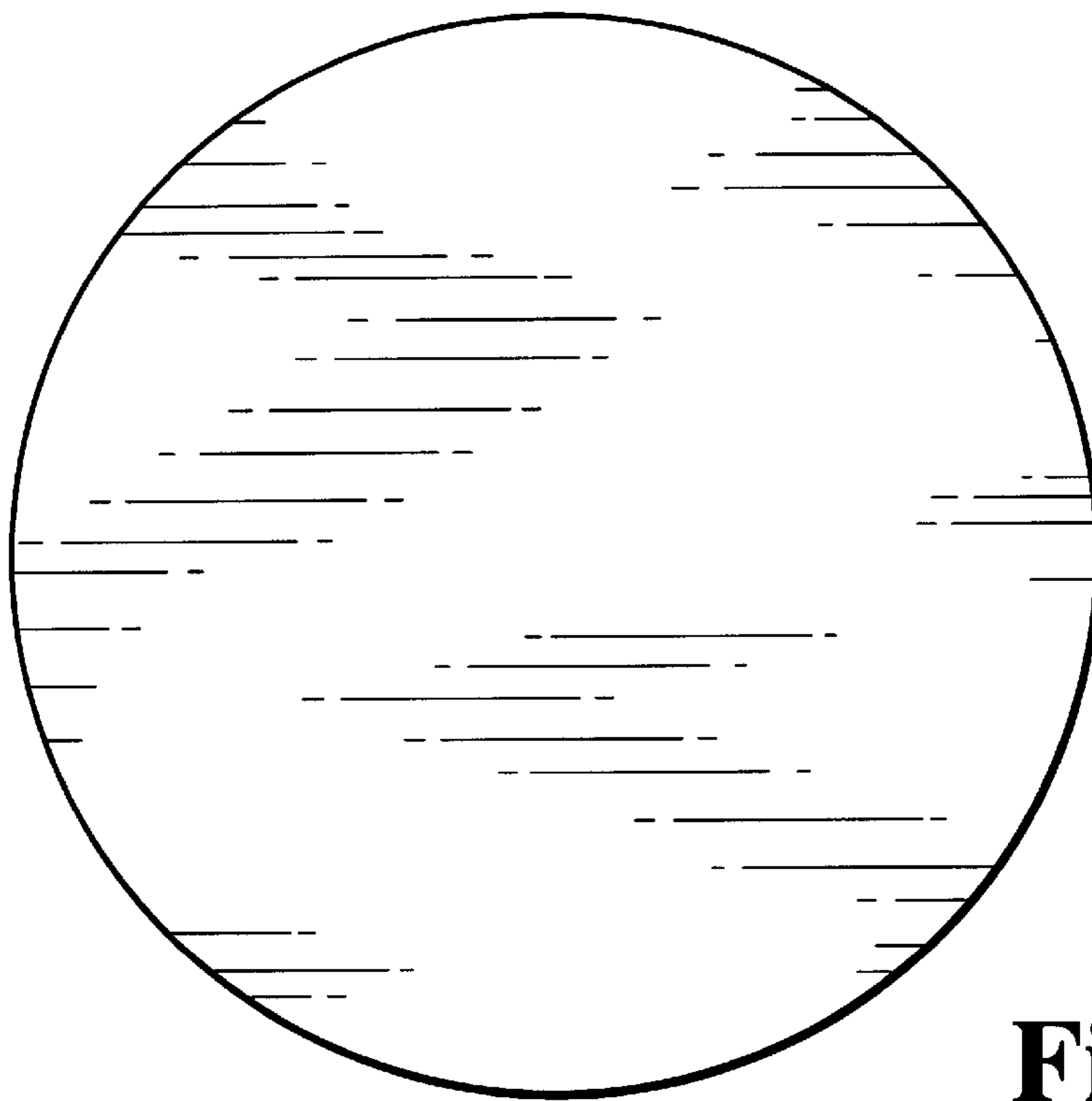


Fig. 4