



US00D440706S

(12) **United States Design Patent**
Harel

(10) **Patent No.:** **US D440,706 S**

(45) **Date of Patent:** **** Apr. 17, 2001**

(54) **LIGHTER**

(76) Inventor: **Yigal Cohen Harel**, Ploennisstr. 11,
Ratingen (DE), 40885

(**) Term: **14 Years**

(21) Appl. No.: **29/119,437**

(22) Filed: **Feb. 25, 2000**

(51) **LOC (7) Cl.** **27-05**

(52) **U.S. Cl.** **D27/147; D27/154**

(58) **Field of Search** D27/139, 141,
D27/142, 147, 154, 157; 431/255, 127,
128

(56) **References Cited**

U.S. PATENT DOCUMENTS

- D. 247,752 * 4/1978 Yanai D27/147
- D. 312,707 * 12/1990 Demory D27/141
- D. 360,107 * 7/1995 Segawa D27/141 X

* cited by examiner

Primary Examiner—Susan J. Lucas

Assistant Examiner—Jennifer Rivard

(74) *Attorney, Agent, or Firm*—R. Lewis Gable; Cowan,
Liebowitz & Latman, PC

(57) **CLAIM**

The ornamental design for the lighter, as shown and described.

DESCRIPTION

FIG. 1 is a top, back and left side perspective view of the lighter;
 FIG. 2 is a top plan view thereof;
 FIG. 3 is a back elevational view thereof;
 FIG. 4 is a right side elevational view thereof, the left side being identical thereto;
 FIG. 5 is a front elevational view thereof;
 FIG. 6 is a bottom plan view thereof; and,
 FIG. 7 is a top, back and left side perspective view thereof with its actuating member in an extended position.

1 Claim, 2 Drawing Sheets

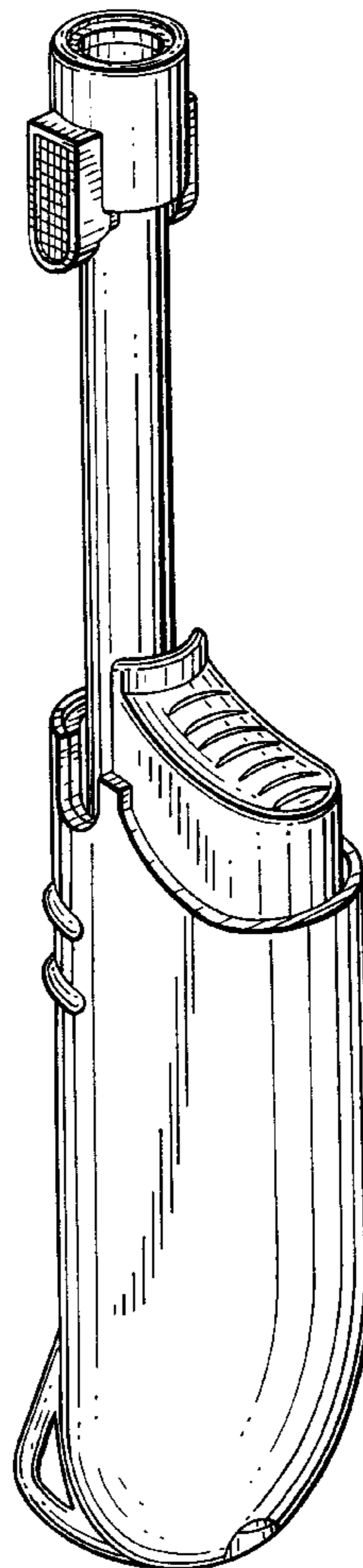



FIG. 1




FIG. 2




FIG. 3




FIG. 4

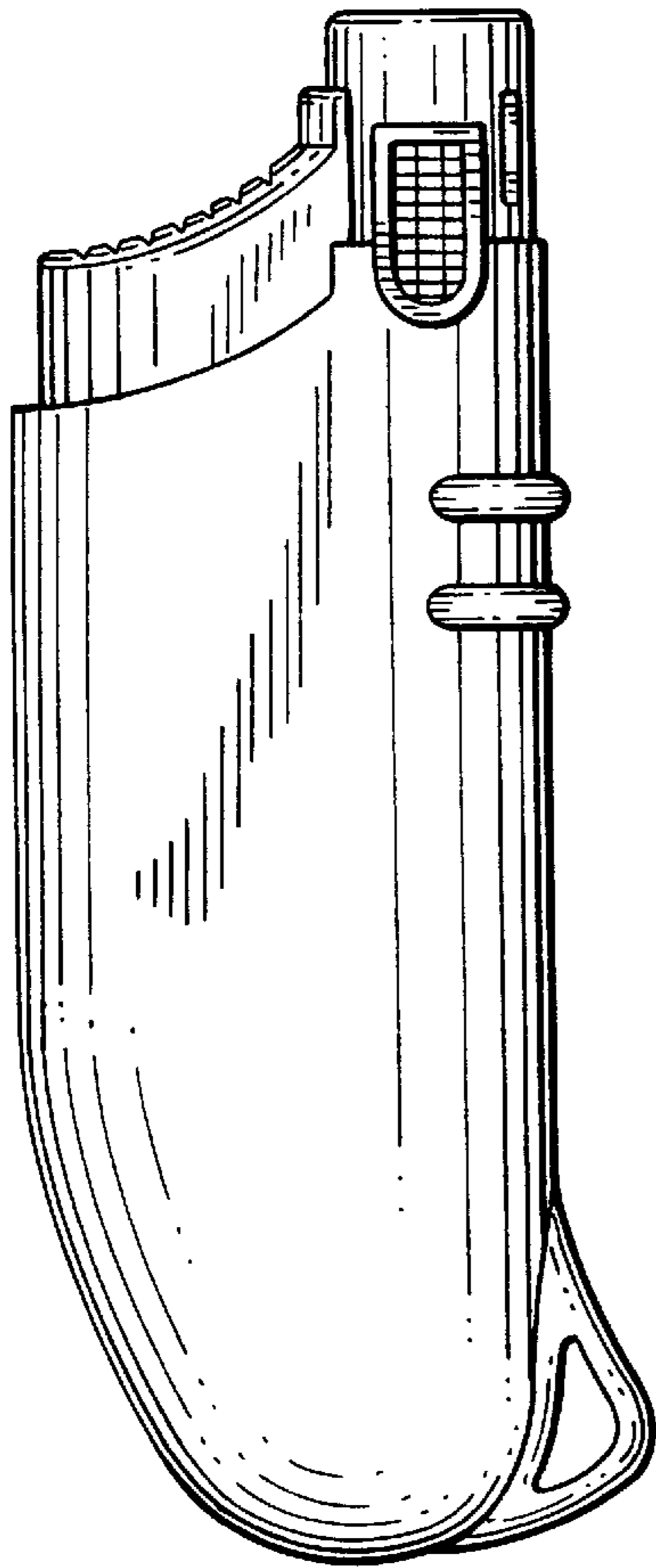


FIG. 5

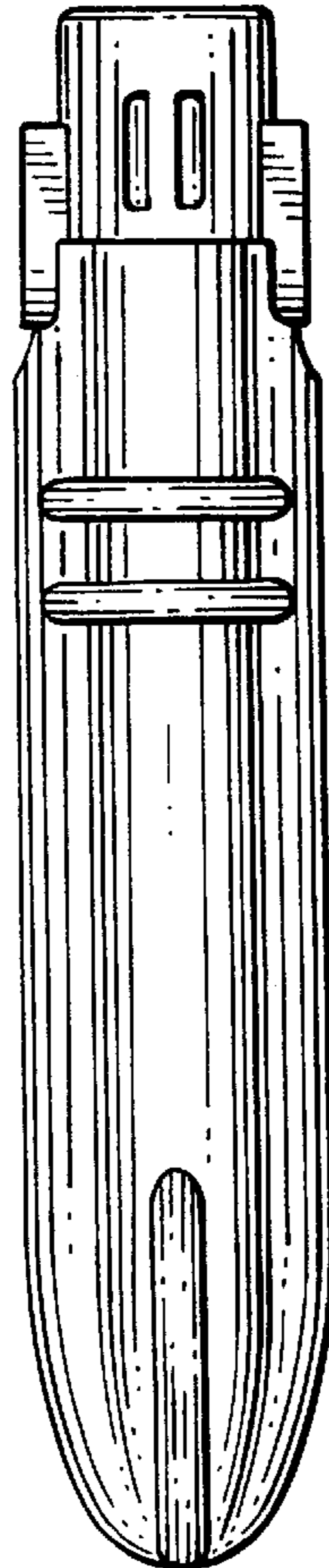


FIG. 7

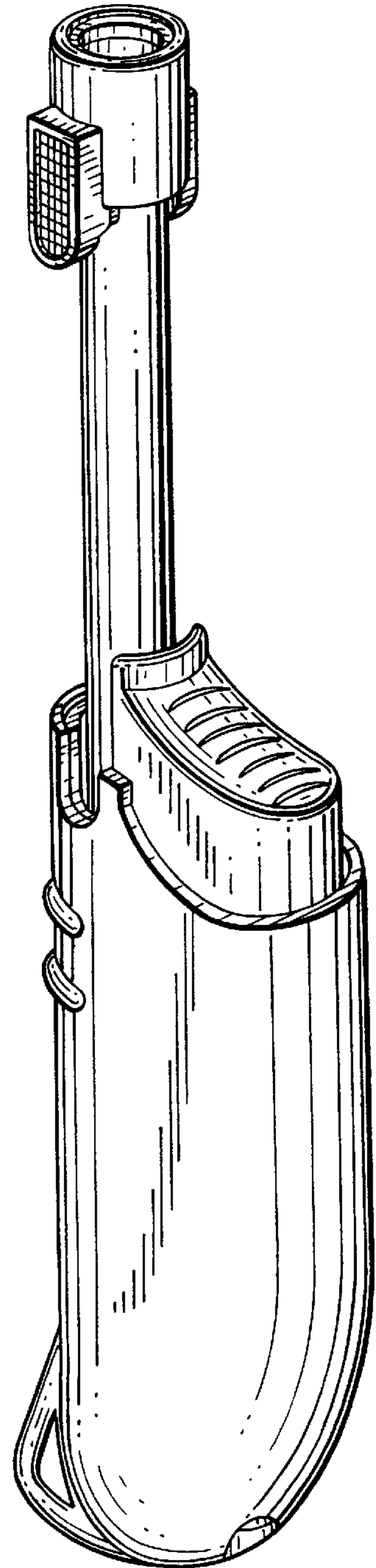


FIG. 6

