



US00D440701S

(12) **United States Design Patent**
Lin

(10) **Patent No.:** **US D440,701 S**

(45) **Date of Patent:** **** Apr. 17, 2001**

(54) **MOUNTING BASE FOR A CEILING LAMP**

(76) **Inventor:** **Chi Kuang Lin**, 4, Lane 160, Chung Shan Road, Linkow, Taipei Hsien (TW)

(**) **Term:** **14 Years**

(21) **Appl. No.:** **29/129,776**

(22) **Filed:** **Sep. 22, 2000**

(51) **LOC (7) Cl.** **26-99**

(52) **U.S. Cl.** **D26/142**

(58) **Field of Search** **D26/142, 152, D26/72, 80-96; 362/147, 404-406**

(56) **References Cited**

U.S. PATENT DOCUMENTS

D. 425,655 * 5/2000 Dolan D26/142

* cited by examiner

Primary Examiner—Lisa Lichtenstein
(74) *Attorney, Agent, or Firm*—Dougherty & Troxell

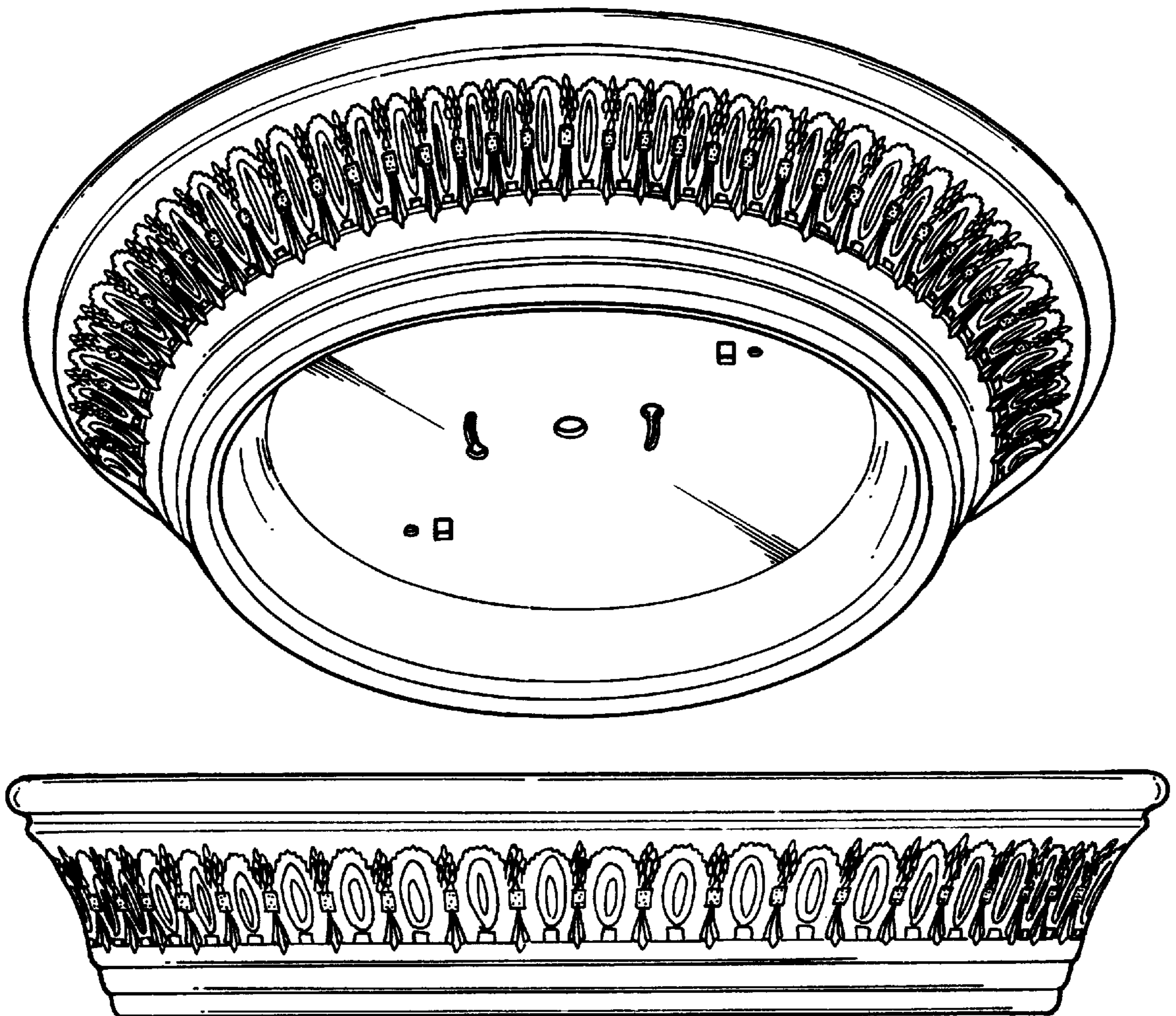
(57) **CLAIM**

The ornamental design for a mounting base for a ceiling lamp, as shown and described.

DESCRIPTION

FIG. 1 is a front perspective view of a mounting base for a ceiling lamp showing my new design; FIG. 2 is a front elevational view thereof; FIG. 3 is a rear elevational view thereof; FIG. 4 is a left side elevational view thereof; FIG. 5 is a right side elevational view thereof; FIG. 6 is a top plan view thereof; FIG. 7 is a bottom plan view thereof; and, FIG. 8 is a front perspective view showing the mounting base for a ceiling lamp and a lampshade shown in dotted line, for illustrative purpose only.

1 Claim, 5 Drawing Sheets



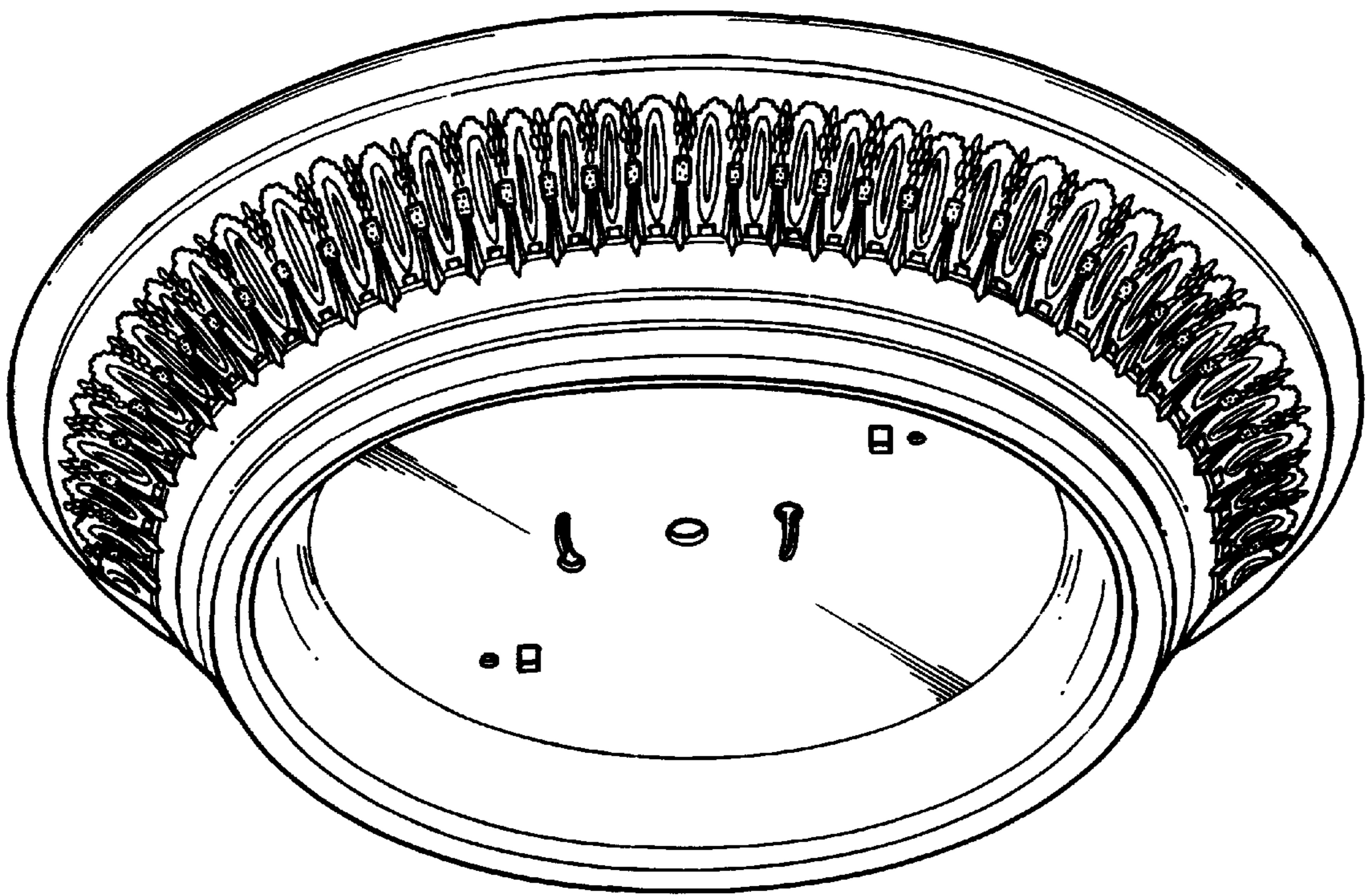


FIG. 1




FIG. 2




FIG. 3




FIG. 4

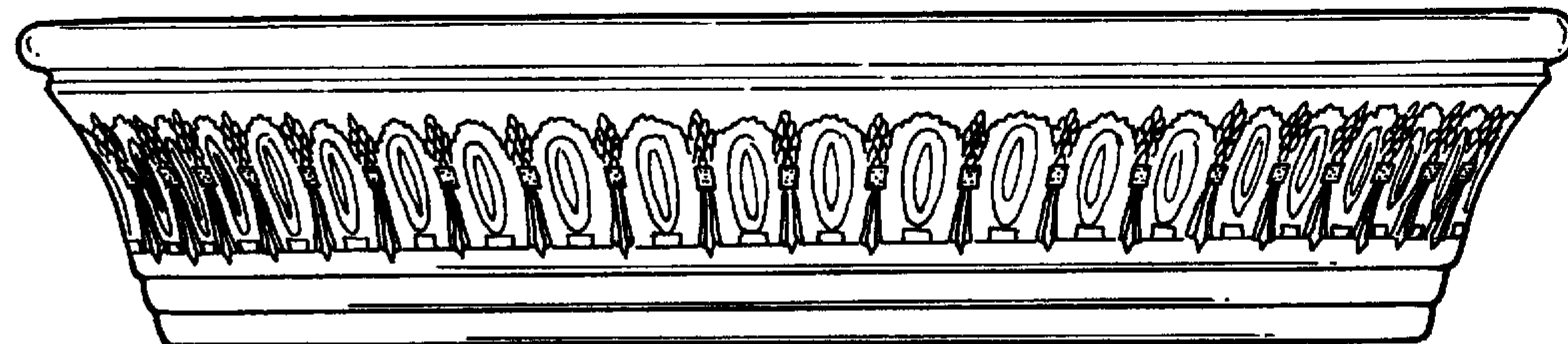


FIG. 5




FIG.6




FIG. 7

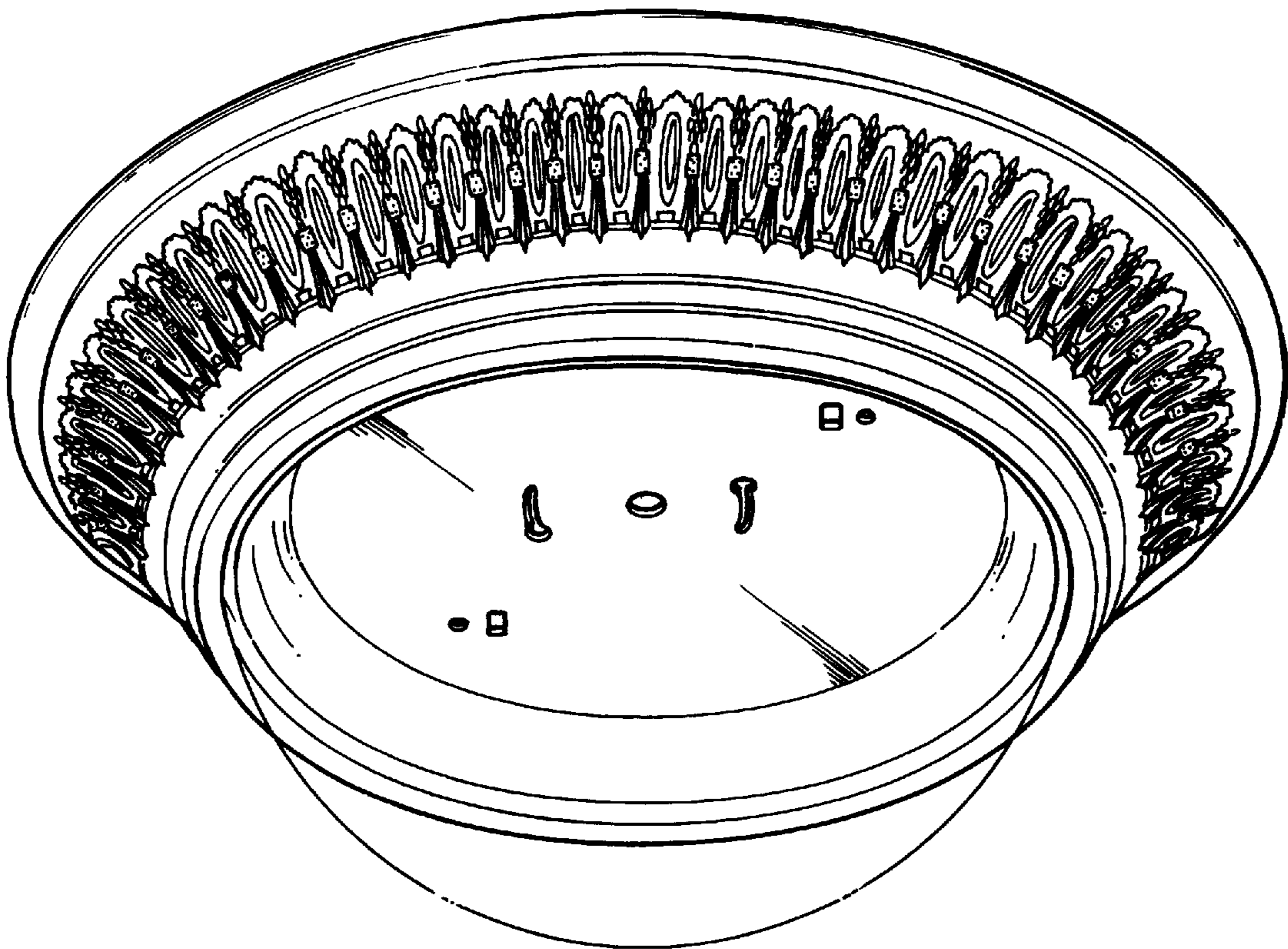


FIG . 8