



US00D440698S

(12) **United States Design Patent**
Lee

(10) **Patent No.:** **US D440,698 S**

(45) **Date of Patent:** **** Apr. 17, 2001**

(54) **WALL FIXTURE MOUNTING BASE**

(76) **Inventor:** **Ying-Jue Lee**, 7, Lane 530, Chung Hua Road, Sec. 1, Pa Li, Taipei Hsien (TW)

(**) **Term:** **14 Years**

(21) **Appl. No.:** **29/129,127**

(22) **Filed:** **Sep. 8, 2000**

(51) **LOC (7) Cl.** **26-99**

(52) **U.S. Cl.** **D26/142**

(58) **Field of Search** D26/72, 80-96,
D26/142, 152; 362/147, 404-406

(56) **References Cited**

U.S. PATENT DOCUMENTS

D. 371,862	*	7/1996	Lee	D26/142
D. 421,149	*	2/2000	Chen	D26/142
D. 423,711	*	4/2000	Chen	D26/142

* cited by examiner

Primary Examiner—Lisa Lichtenstein

(74) *Attorney, Agent, or Firm*—Dougherty & Troxell

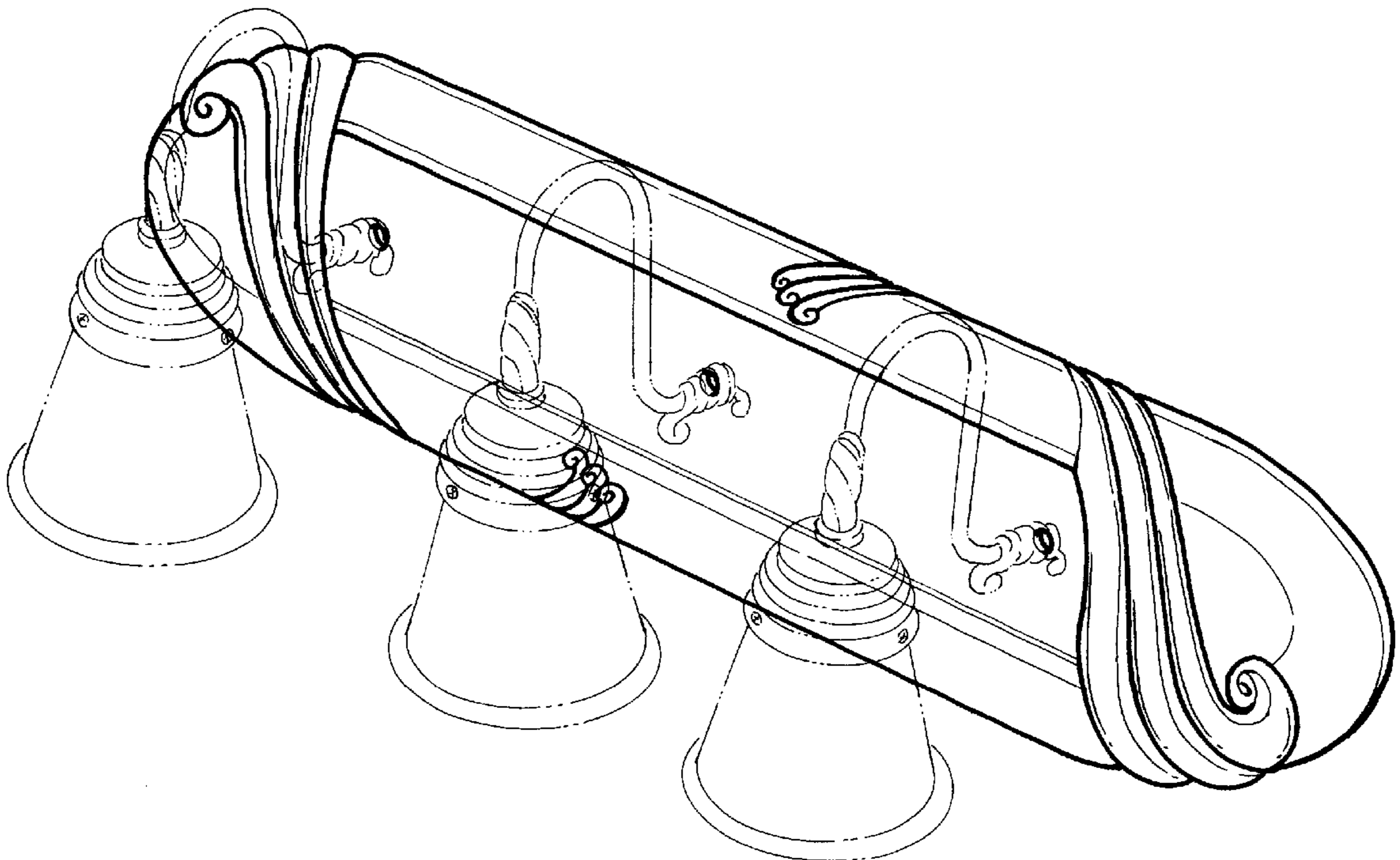
(57) **CLAIM**

The ornamental design for a wall fixture mounting base, as shown and described.

DESCRIPTION

FIG. 1 is a front perspective view of a wall fixture mounting base showing my new design;
FIG. 2 is a front elevational view thereof;
FIG. 3 is a rear elevational view thereof;
FIG. 4 is a left side elevational view thereof;
FIG. 5 is a right side elevational view thereof;
FIG. 6 is a top plan view thereof;
FIG. 7 is a bottom plan view thereof; and,
FIG. 8 is a front perspective view showing the wall fixture mounting base and three lamp holders shown in a dotted line, for illustrative purposes only.

1 Claim, 4 Drawing Sheets



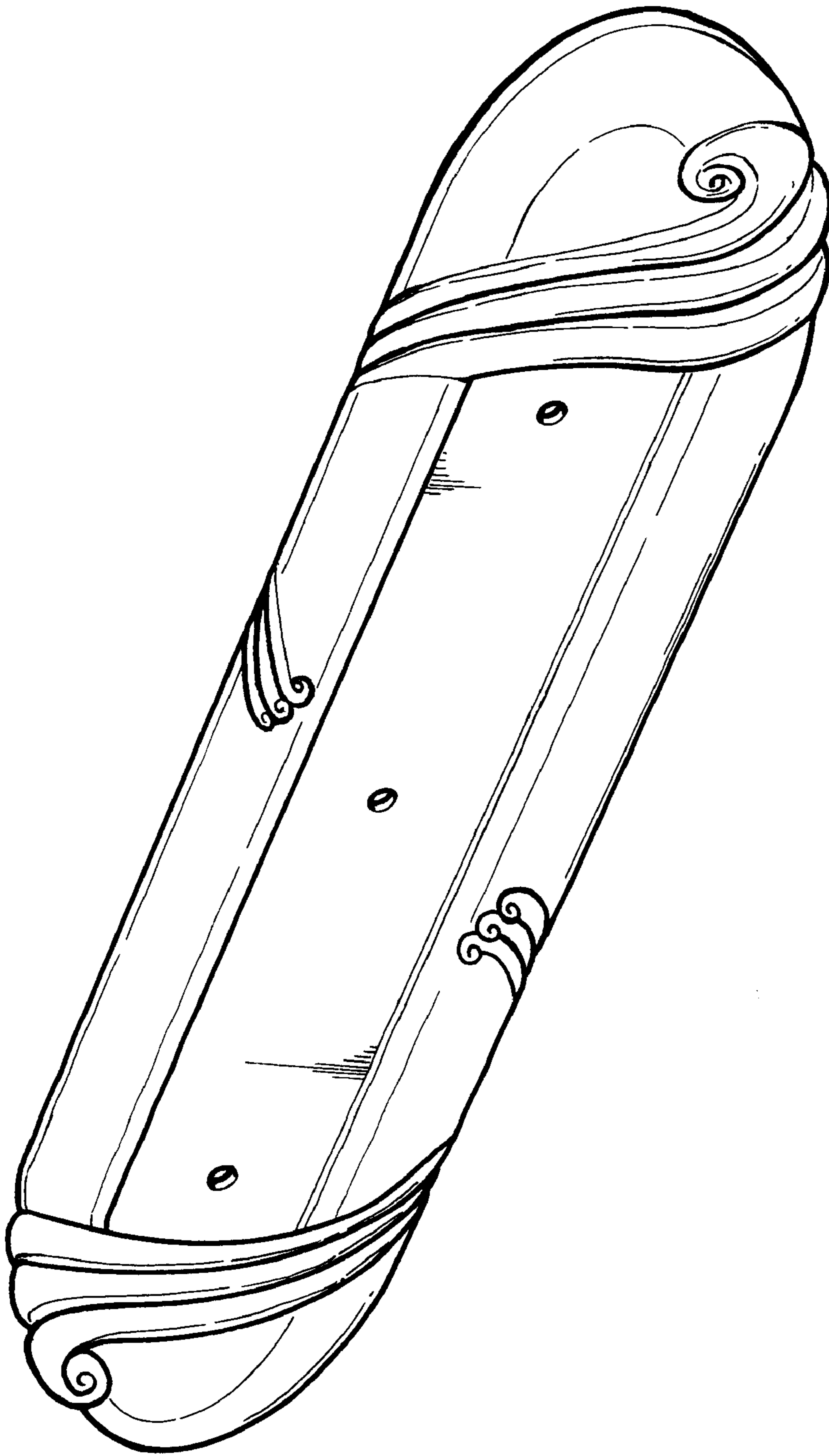


FIG. 1




FIG. 2

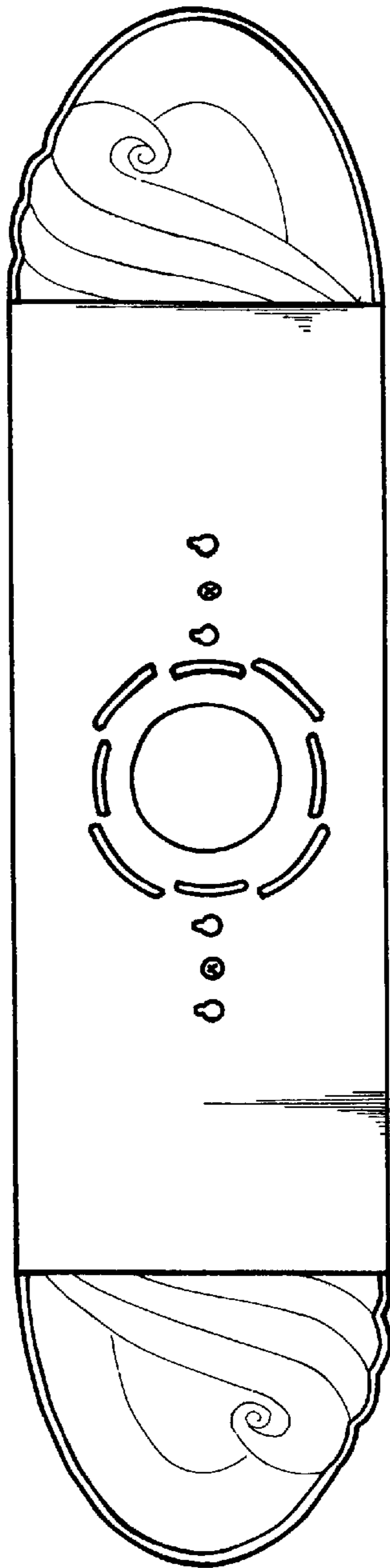


FIG. 3




FIG. 4




FIG. 5




FIG. 6



FIG. 7

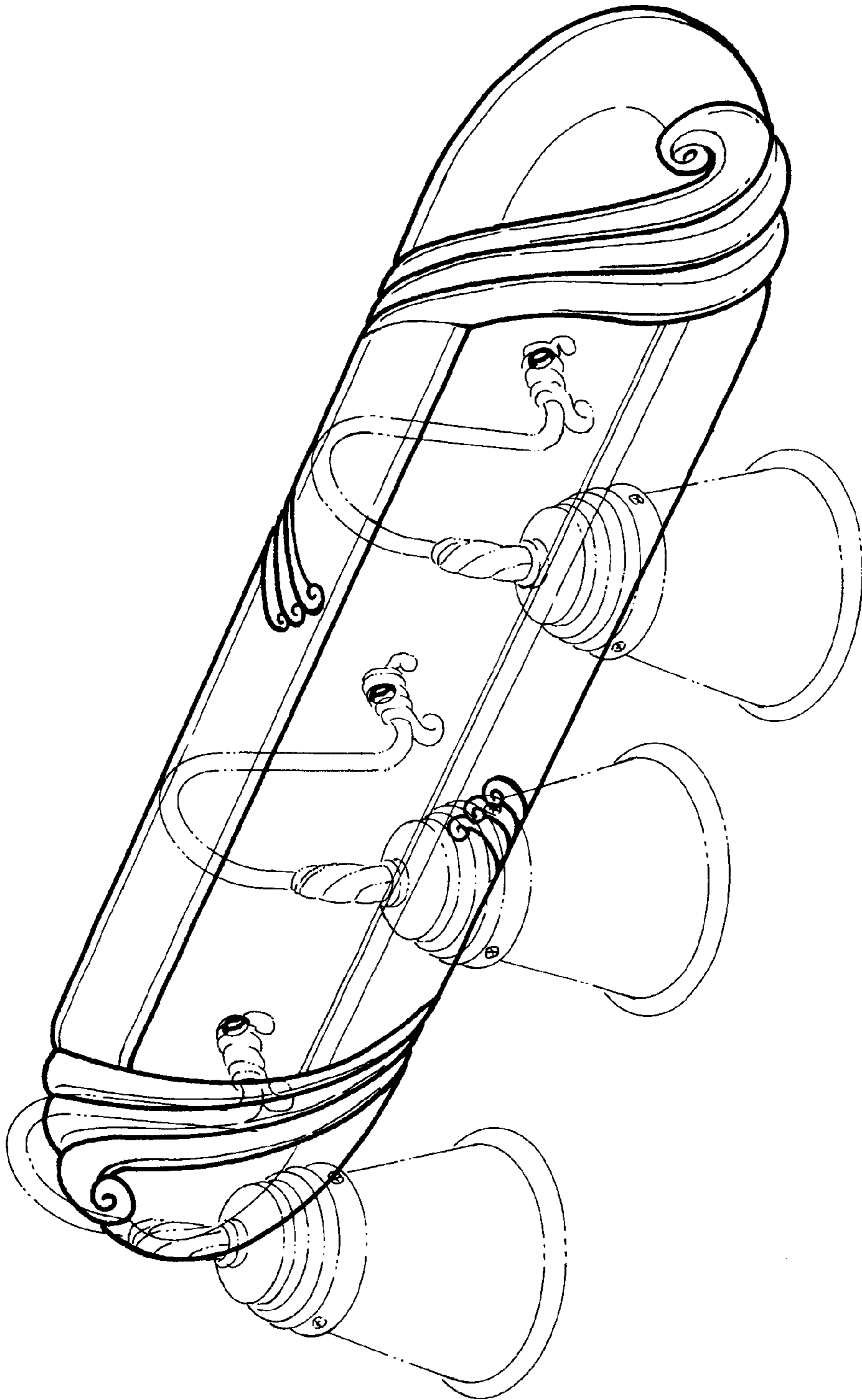


FIG. 8