



US00D440695S

(12) **United States Design Patent**
Fraile

(10) **Patent No.:** **US D440,695 S**

(45) **Date of Patent:** **** Apr. 17, 2001**

(54) **LIGHTING FIXTURE ELEMENT**

(75) Inventor: **Luis Esteban Lopez Fraile**, Valencia (ES)

(73) Assignee: **Davoil, Inc.**, Fort Worth, TX (US)

(**) Term: **14 Years**

(21) Appl. No.: **29/081,638**

(22) Filed: **Jan. 7, 1998**

(51) **LOC (7) Cl.** **26-99**

(52) **U.S. Cl.** **D26/142**

(58) **Field of Search** D26/72, 80-92,
D26/152; 362/147, 404-407

(56) **References Cited**

PUBLICATIONS

Taiwan Lighting magazine, Aug. 1997, p. 71, decorative element for lighting fixture.*

* cited by examiner

Primary Examiner—Susan J. Lucas

(74) *Attorney, Agent, or Firm*—Felsman, Bradley, Vaden, Gunter & Dillon, LLP

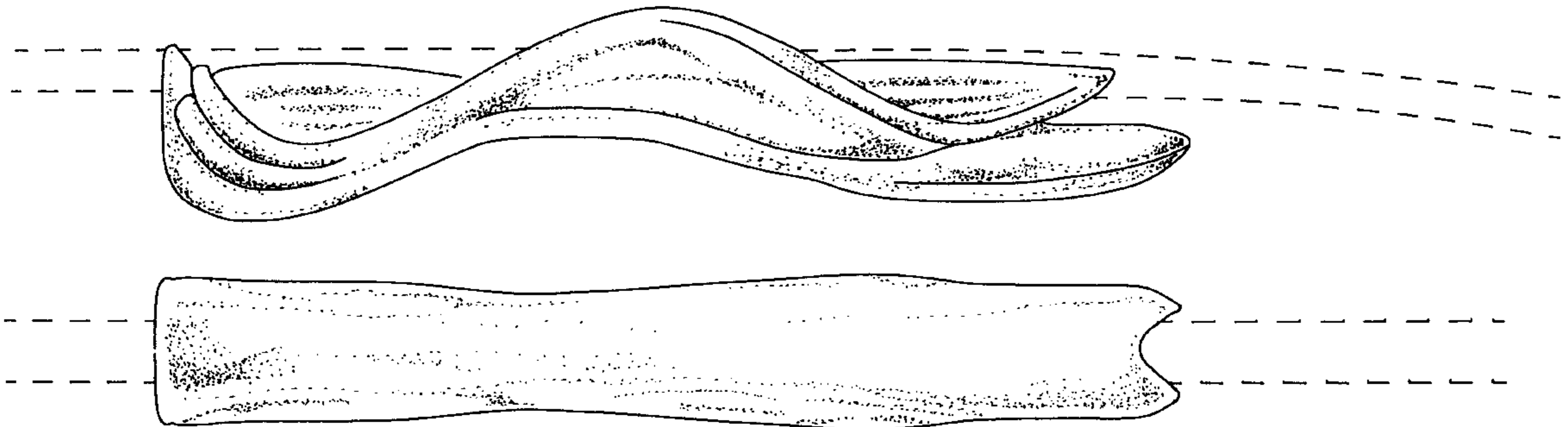
(57) **CLAIM**

The ornamental design for a lighting fixture element, as shown and described.

DESCRIPTION

FIG. 1 is a front view of the lighting fixture element, and the rear view thereof is a mirror image of FIG. 1; FIG. 2 is a bottom view of the lighting fixture element; FIG. 3 is a top view of the lighting fixture element; FIG. 4 is a right side view of the lighting fixture element; and, FIG. 5 is a left side view of the lighting fixture element. The broken lines showing the how the lighting fixture element attaches to a rod are for illustrative purposes only and form no part of the claimed design. The stippling is for shading purposes only, and forms no part of the claimed invention.

1 Claim, 3 Drawing Sheets



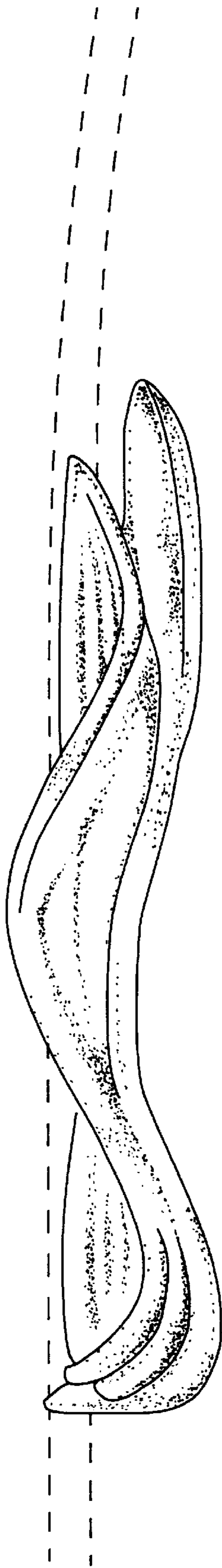


FIG. 1

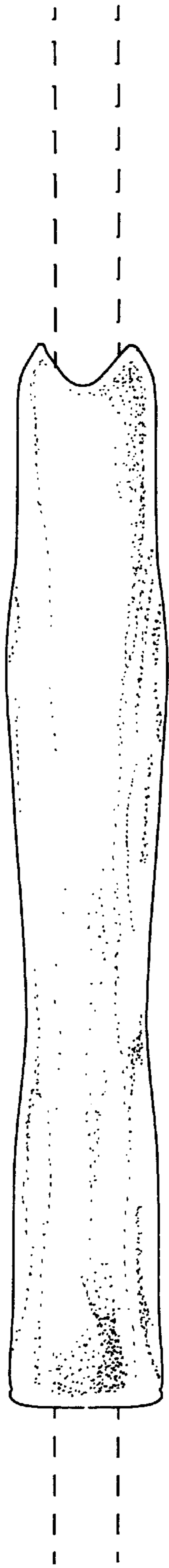


FIG. 2

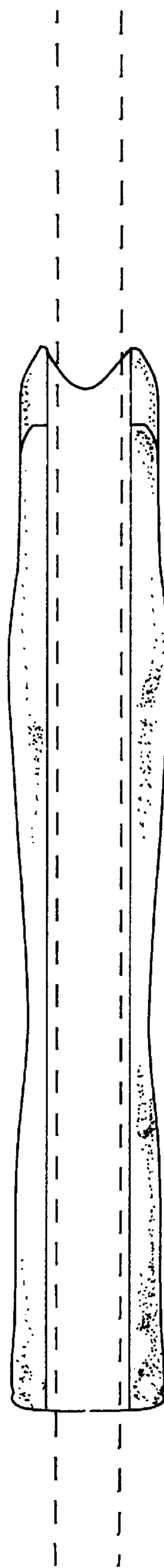


FIG. 3

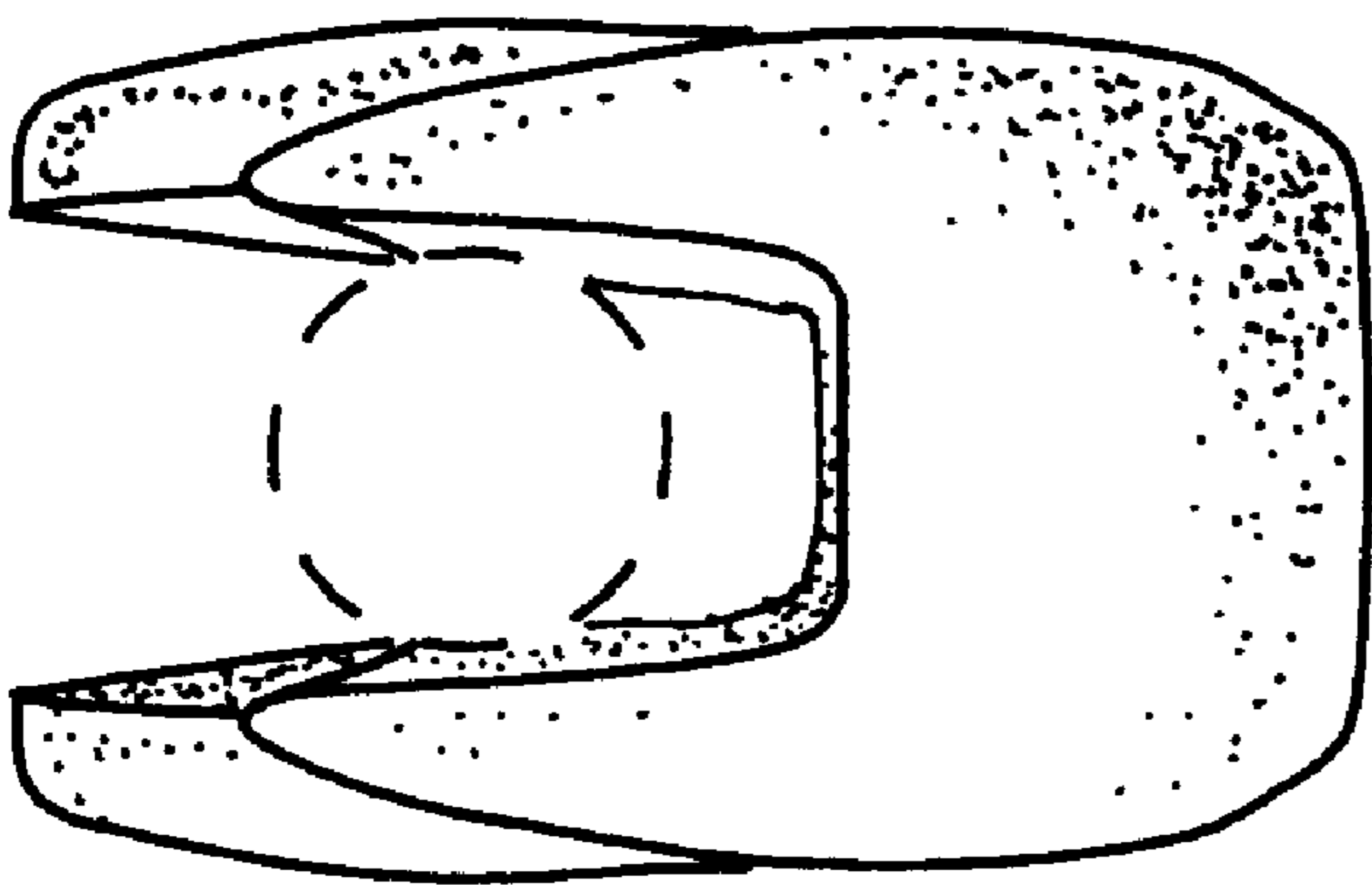


FIG. 4

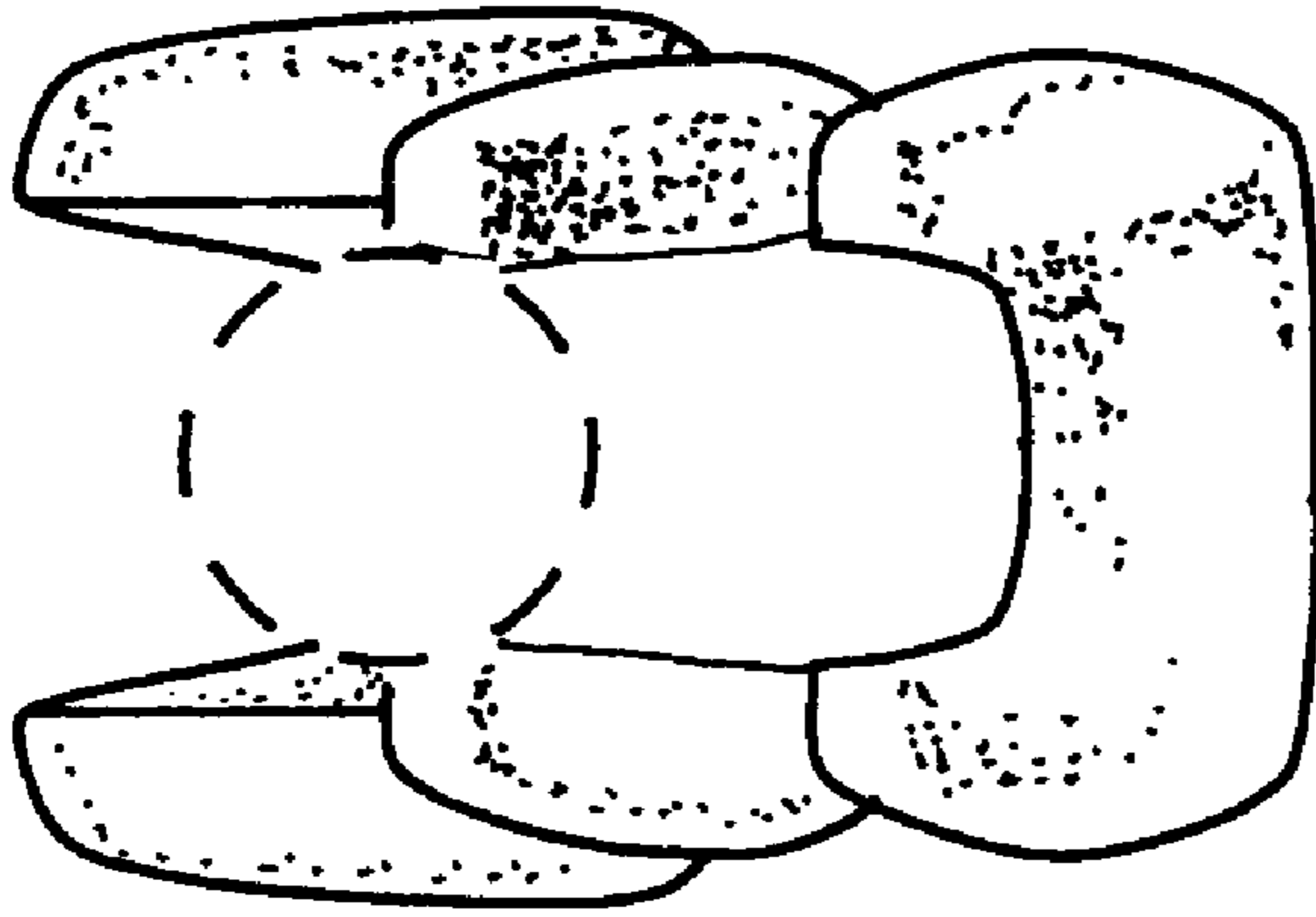


FIG. 5