



US00D440659S

(12) **United States Design Patent**
Ogino et al.

(10) **Patent No.: US D440,659 S**

(45) **Date of Patent: ** *Apr. 17, 2001**

(54) **ENDOSCOPE**

(75) Inventors: **Takayuki Ogino; Wataru Murai**, both of Saitama (JP)

(73) Assignee: **Asahi Kogaku Kogyo Kabushiki Kaisha**, Tokyo (JP)

(*) Notice: This patent is subject to a terminal disclaimer.

(**) Term: **14 Years**

(21) Appl. No.: **29/112,372**

(22) Filed: **Oct. 15, 1999**

(30) **Foreign Application Priority Data**

Apr. 16, 1999 (JP) 11-10074
Apr. 16, 1999 (JP) 11-10076

(51) **LOC (7) Cl. 24-02**

(52) **U.S. Cl. D24/138; D24/140**

(58) **Field of Search D24/140, 138, D24/137, 112; D10/71, 72, 70; 600/117, 101, 136, 462, 464; 33/511, 512, 413; 29/110, 372, 371, 374**

(56) **References Cited**

U.S. PATENT DOCUMENTS

D. 248,664 * 7/1978 Takahashi D24/138
5,388,584 * 2/1995 King 600/462
5,403,264 * 4/1995 Wohlers et al. 600/101

5,445,140 * 8/1995 Tovey 600/117
5,807,280 * 9/1998 Davis 33/511
6,013,047 * 1/2000 King 604/264

* cited by examiner

Primary Examiner—Ian Simmons

(74) *Attorney, Agent, or Firm*—Sughrue, Mion, Zinn, Macpeak & Seas, PLLC

(57) **CLAIM**

The ornamental design for an endoscope, as shown and described.

DESCRIPTION

FIG. 1 is an end view of one end of an endoscope showing our new design;
FIG. 2 is an end view of an opposite end thereof;
FIG. 3 is a top plan view thereof;
FIG. 4 is a front elevational view thereof;
FIG. 5 is a bottom plan view thereof;
FIG. 6 is a rear elevational view thereof;
FIG. 7 is a top plan view of a second embodiment of an endoscope showing our new design, with the end elevational view being identical to that shown in FIG. 2;
FIG. 8 is a front elevational view thereof;
FIG. 9 is a bottom plan view thereof; and,
FIG. 10 is a rear elevational view thereof.
The structure shown in broken lines is for background purposes only and does not constitute a part of the presently claimed design.

1 Claim, 5 Drawing Sheets

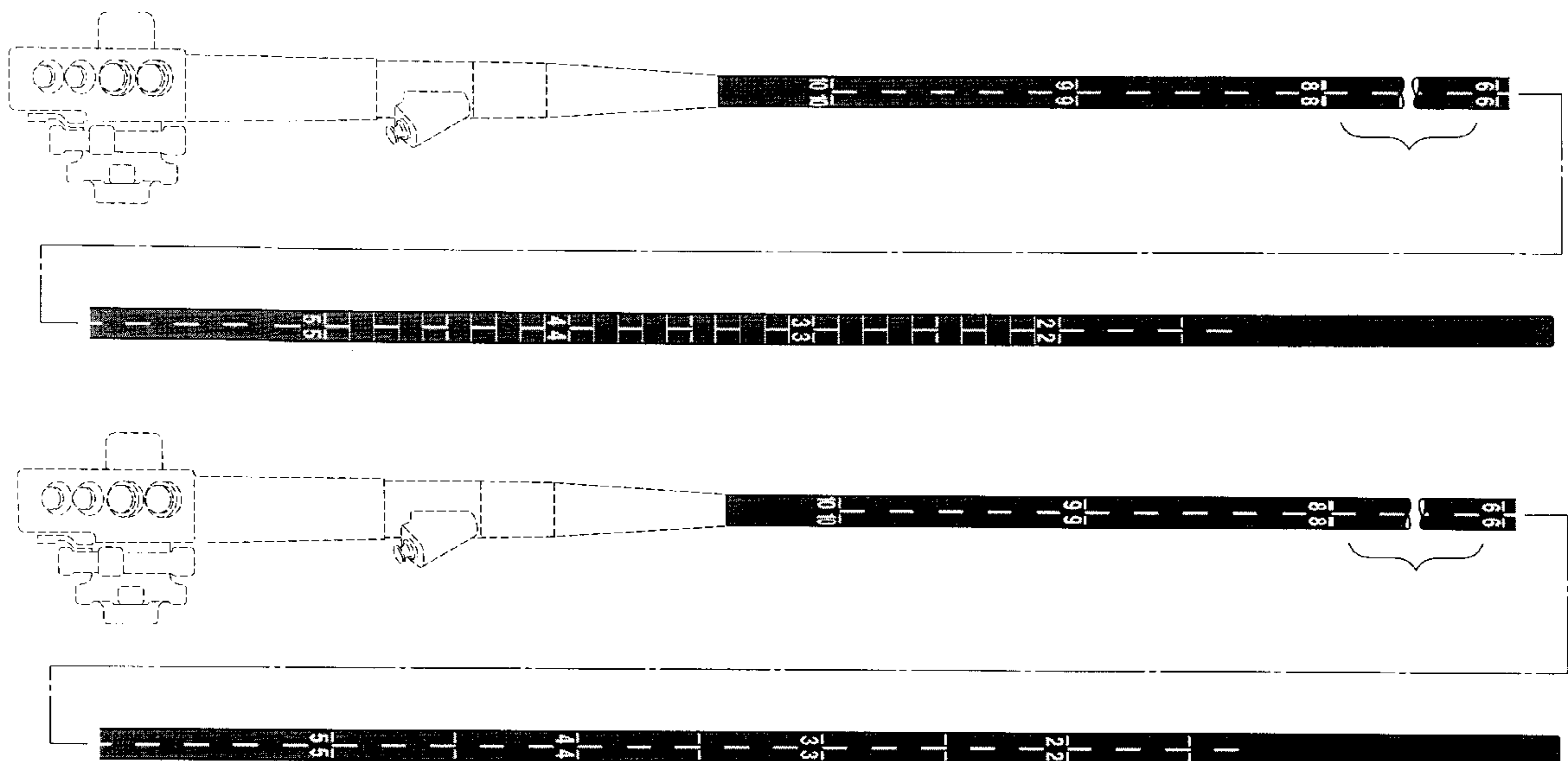


FIG. 1

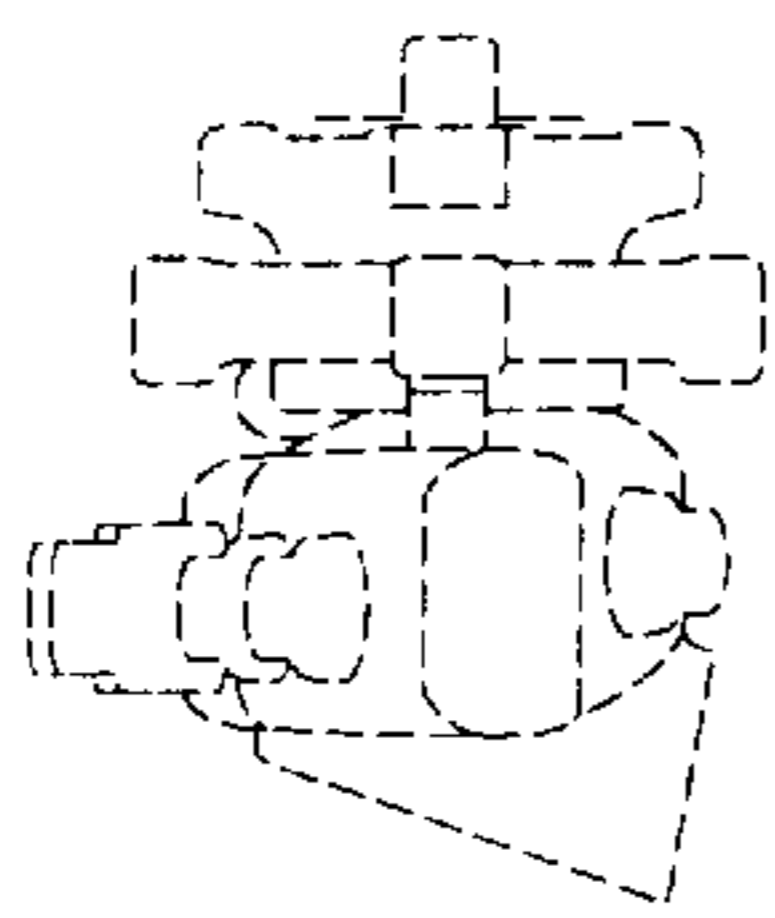


FIG. 2

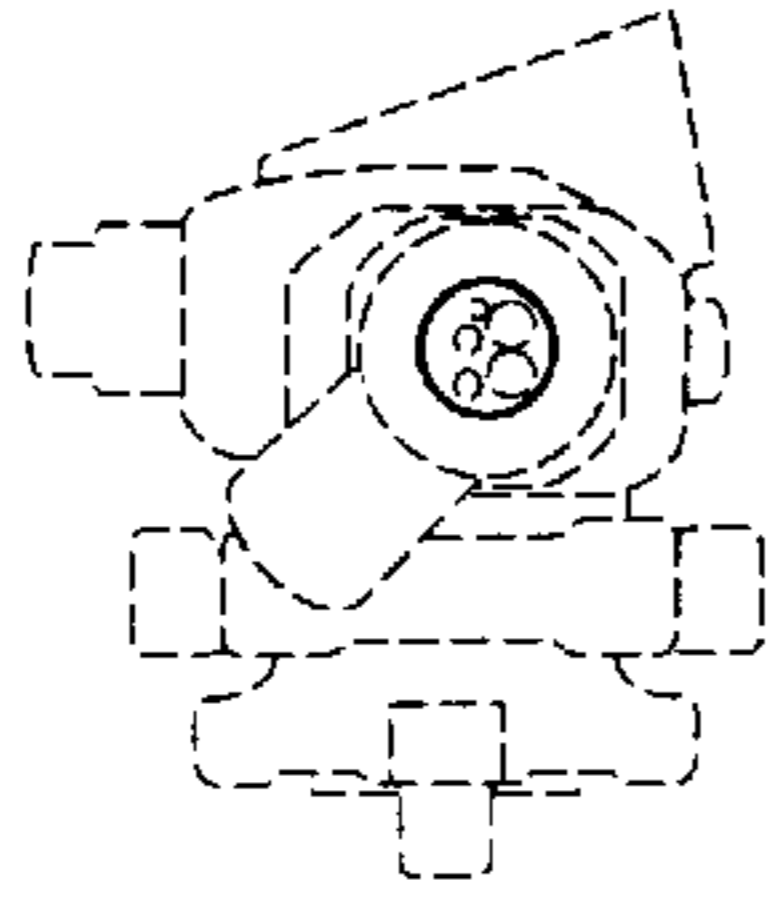


FIG. 3

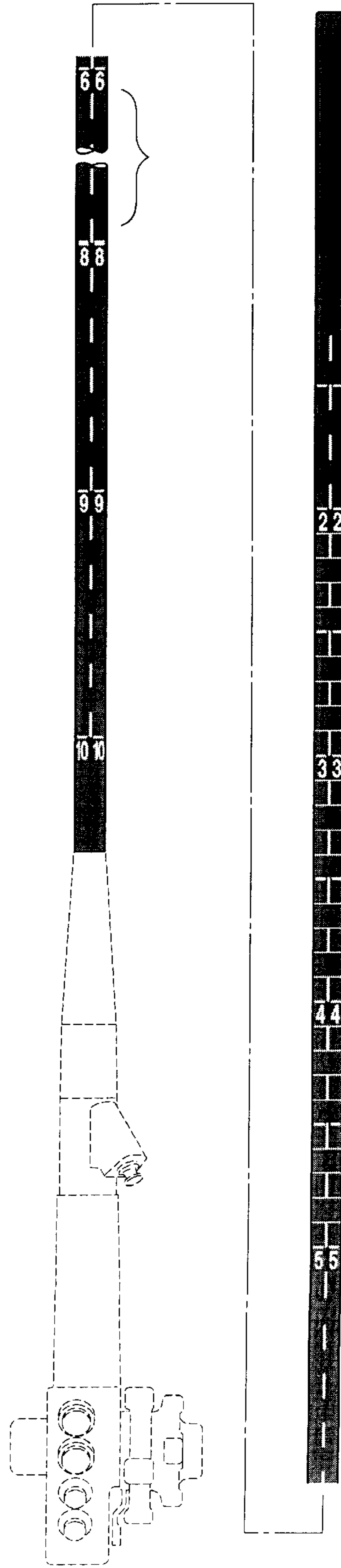


FIG. 4

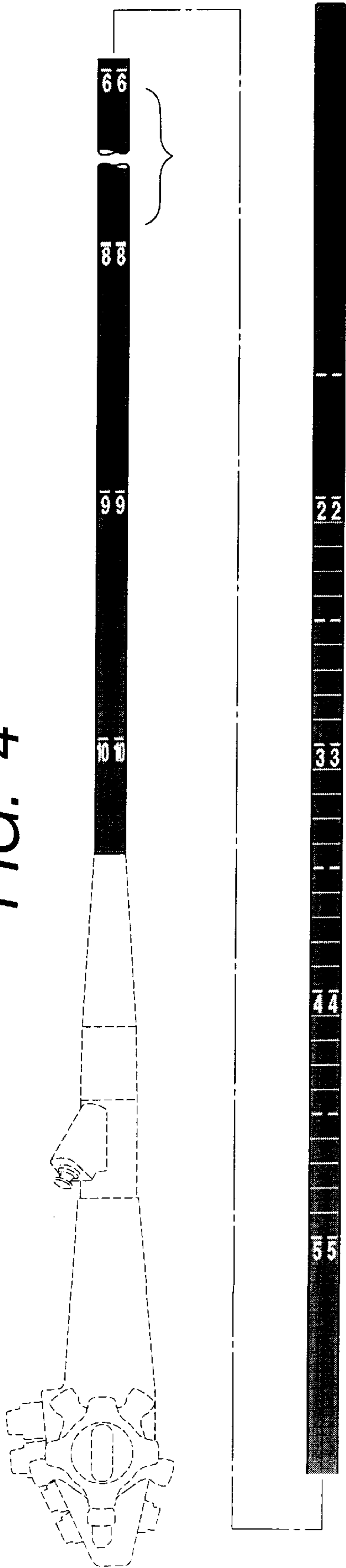


FIG. 5

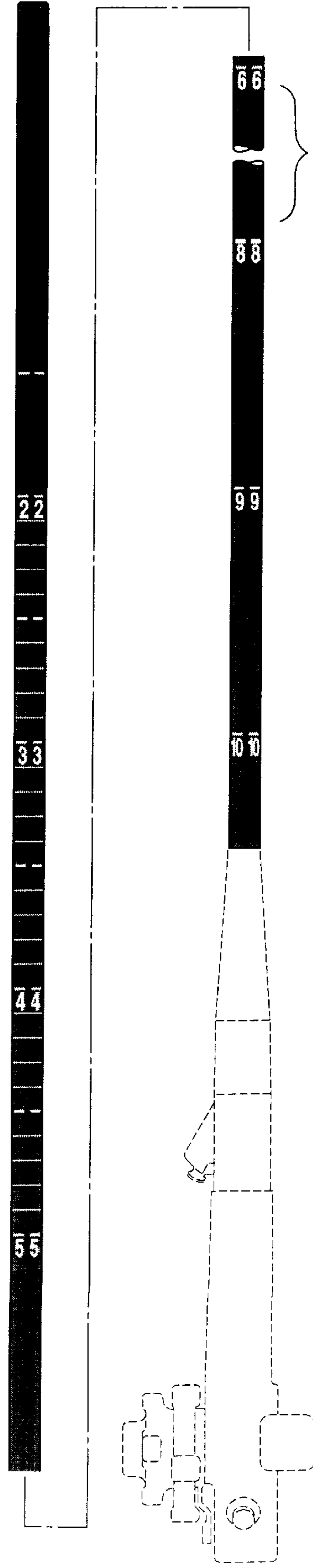


FIG. 6

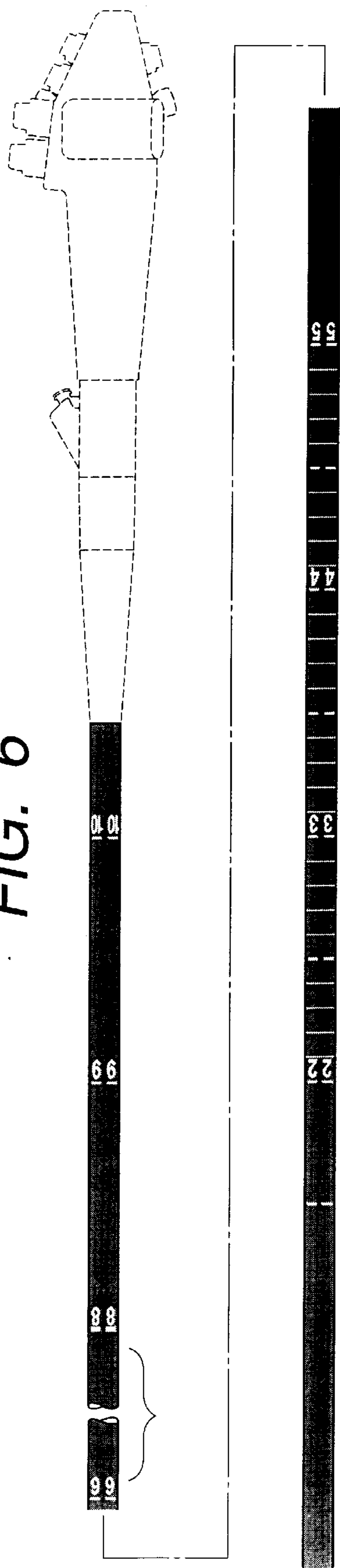


FIG. 7

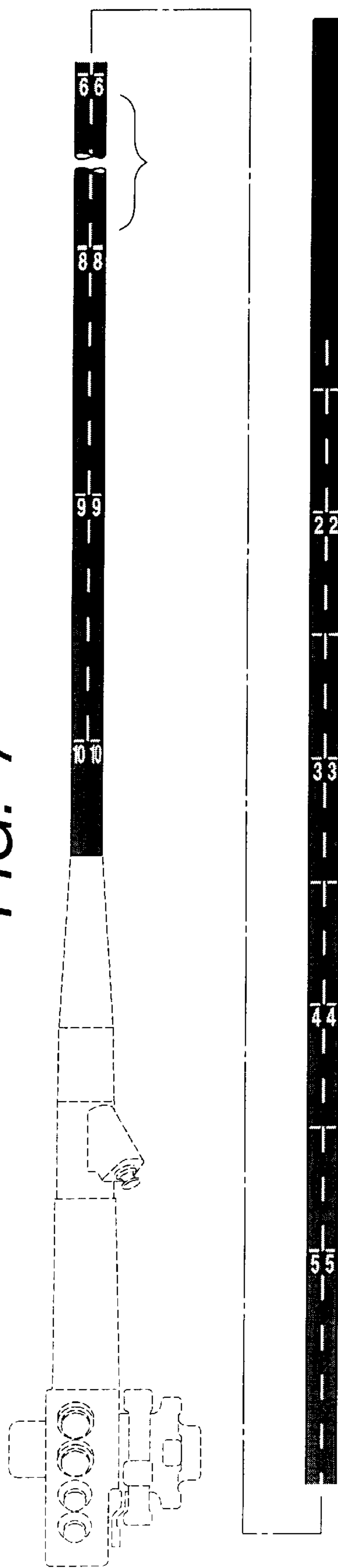


FIG. 8

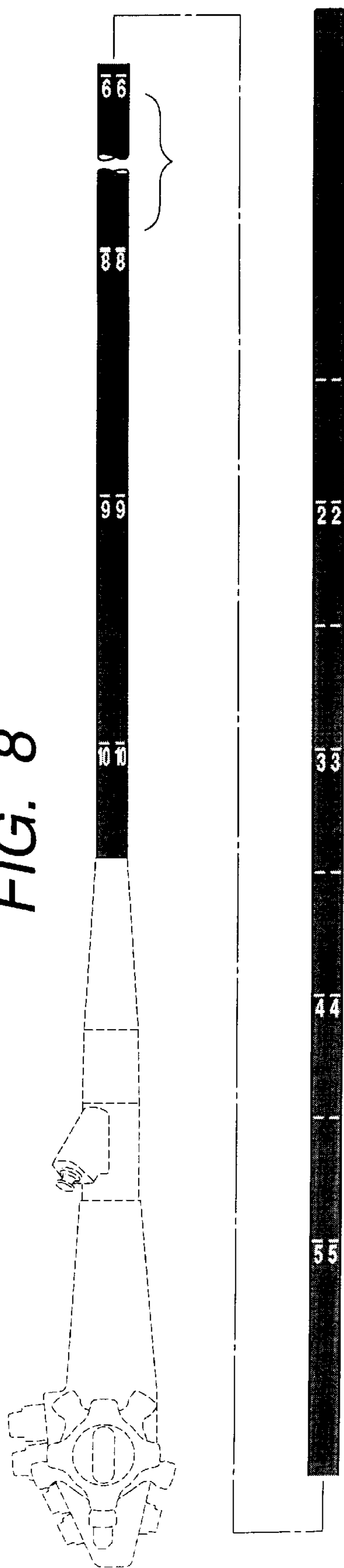


FIG. 9

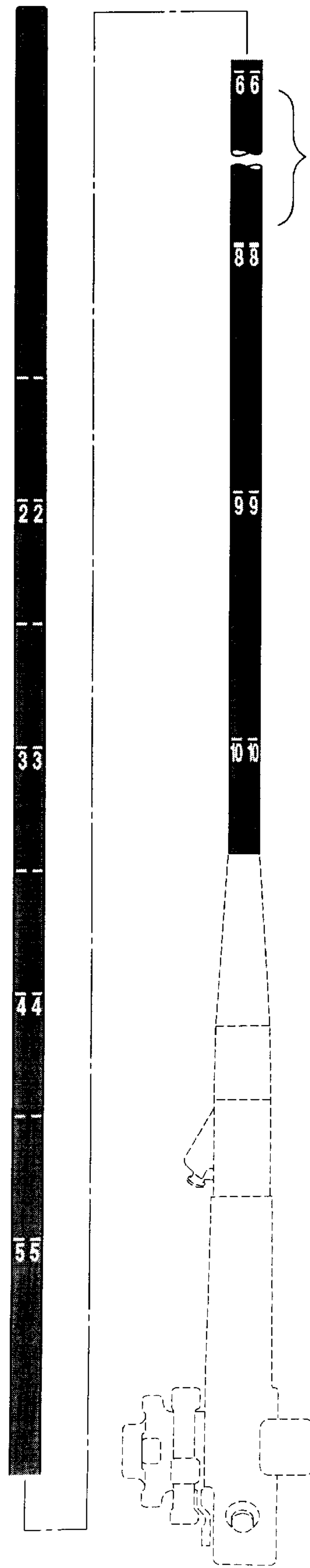


FIG. 10

