



US00D440656S

(12) **United States Design Patent**
Richardson et al.

(10) **Patent No.:** **US D440,656 S**

(45) **Date of Patent:** **** *Apr. 17, 2001**

(54) **ABSORBENT ARTICLE**

(75) Inventors: **Kathy Geralyn Richardson**, Appleton;
Vickie Marie Thomack; **Mark Henry Christman**, both of Menasha; **Michael Edward Deremo**, Algoma; **Steven John McMorrow**, Appleton, all of WI (US)

(73) Assignee: **Kimberly-Clark Worldwide, Inc.**, Neenah, WI (US)

(*) Notice: This patent is subject to a terminal disclaimer.

(**) Term: **14 Years**

(21) Appl. No.: **29/117,214**

(22) Filed: **Jan. 18, 2000**

(51) **LOC (7) Cl.** **24-04**

(52) **U.S. Cl.** **D24/125**

(58) **Field of Search** D24/124, 125;
604/358, 385.1, 378, 379, 383, 384, 386,
387, 389, 390, 349, 354, 355

5,486,168	1/1996	Runeman et al. .
5,556,393	9/1996	Ronnberg .
5,573,523	11/1996	Whalen et al. .
5,651,778	7/1997	Melius et al. .
5,702,381	12/1997	Cottenden .
6,039,717 *	3/2000	Larsson 604/391

FOREIGN PATENT DOCUMENTS

0 249 405 B1	8/1992	(EP) .
WO 86/06620		
A1	11/1986	(WO) .
WO 94/14394		
A1	7/1994	(WO) .
WO 95/15139		
A1	6/1995	(WO) .
WO 96/18366		
A1	6/1996	(WO) .

* cited by examiner

Primary Examiner—Stella Reid

(74) *Attorney, Agent, or Firm*—Thomas J. Connelly

(57) **CLAIM**

We claim the ornamental design for an absorbent article, as shown and described.

(56) **References Cited**

U.S. PATENT DOCUMENTS

D. 247,368 *	2/1978	Whitehead	D24/125
D. 247,369 *	2/1978	Whitehead	D24/125
D. 247,371 *	2/1978	Whitehead	D24/125
D. 247,372 *	2/1978	Whitehead	D24/125
D. 276,072 *	10/1984	Whitehead	D24/125
D. 276,073 *	10/1984	Whitehead	D24/125
D. 276,183 *	10/1984	Whitehead	D24/125
D. 387,158 *	12/1997	Unger et al.	D24/124
D. 393,712 *	4/1998	Clay	D24/125
D. 403,764 *	1/1999	Lynard et al.	D24/125
4,675,012	6/1987	Rooyakkers .		
4,772,280	9/1988	Rooyakkers .		
4,886,509	12/1989	Mattsson .		
5,267,992 *	12/1993	Tilburg	604/387
5,342,332	8/1994	Wheeler .		
5,401,266	3/1995	Runeman et al. .		
5,439,458	8/1995	Noel et al. .		

DESCRIPTION

FIG. 1 is a top view of an absorbent article.

FIG. 2 is a side view of the absorbent article shown in FIG. 1.

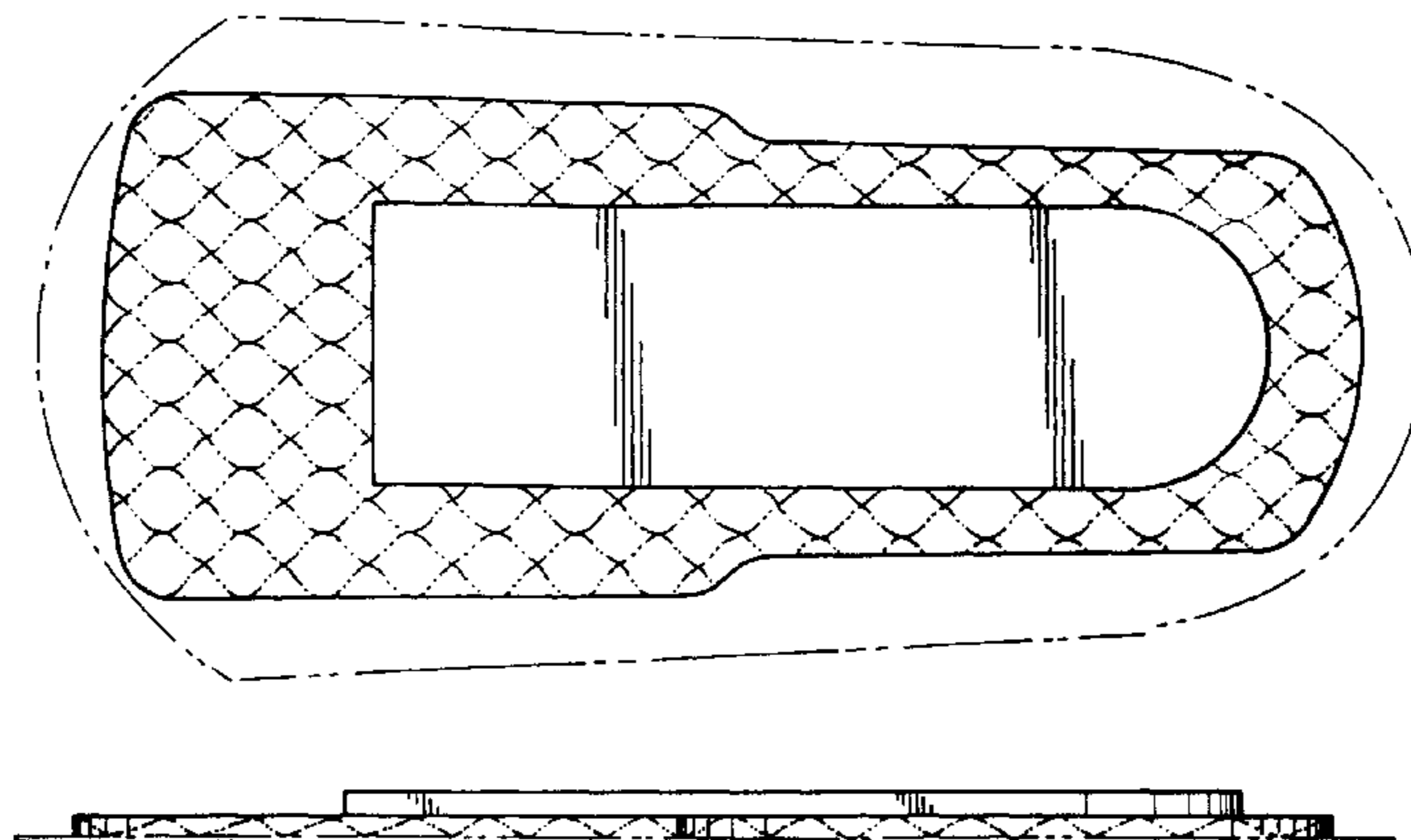
FIG. 3 is a left-end view of the absorbent article shown in FIG. 1; and,

FIG. 4 is a right-end view of the absorbent article shown in FIG. 1.

The broken line showing is for illustrative purposes only and forms no part of the claim design.

The surfaces or portions of the article not shown in the drawings or described in the specification form no part of the claimed design.

1 Claim, 1 Drawing Sheet



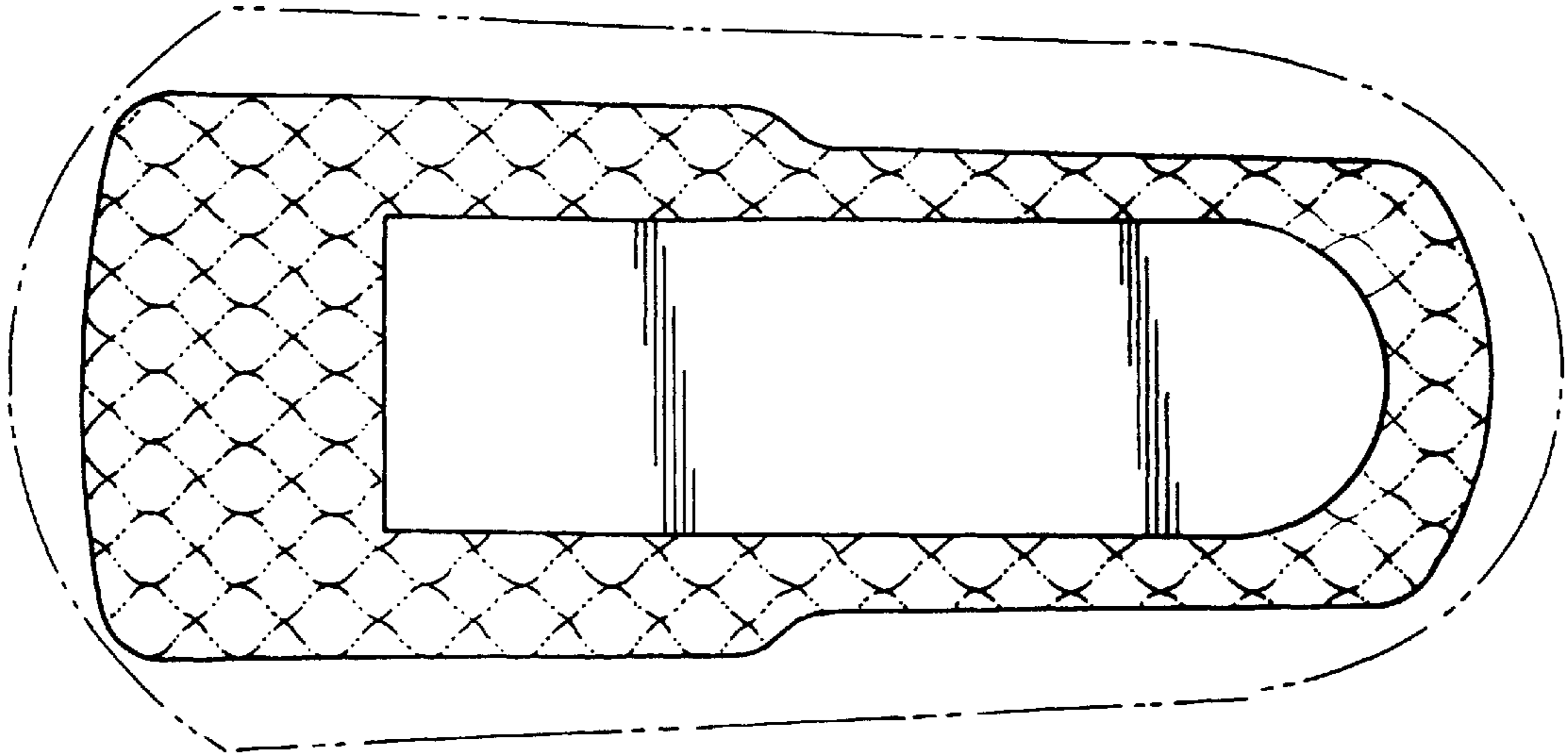


FIG. 1



FIG. 2



FIG. 3




FIG. 4