



US00D440642S

(12) **United States Design Patent**
English et al.

(10) **Patent No.:** **US D440,642 S**

(45) **Date of Patent:** **** Apr. 17, 2001**

(54) **ADJUSTABLE TOILET SEAT LIFTER**

(75) Inventors: **Wayne K. English; Linda W. English,**
both of Flovilla, GA (US)

(73) Assignee: **San-Tee Lift, Inc.,** Flovilla, GA (US)

(**) Term: **14 Years**

(21) Appl. No.: **29/088,907**

(22) Filed: **Jun. 2, 1998**

(51) **LOC (7) Cl.** **23-02**

(52) **U.S. Cl.** **D23/311**

(58) **Field of Search** D23/303, 309,
D23/312; D8/300, 307; 4/246.1, 246.3,
234, 236, 238, 240, 241, 661

(56) **References Cited**

U.S. PATENT DOCUMENTS

D. 245,095	7/1977	Murray	23/71
D. 287,616	1/1987	Marcomb	23/71
D. 314,322	* 2/1991	Burghoff	D23/307
D. 363,976	* 11/1995	Vina	D23/382
D. 395,489	* 6/1998	Abusaad	D23/311

D. 399,937	* 10/1998	Earleywine	D23/311
2,473,082	6/1949	Warner	4/251
5,220,693	* 6/1993	Paglia	4/246.1
5,435,016	* 7/1995	Smith et al.	4/246.1

* cited by examiner

Primary Examiner—Louis S. Zarfaz

Assistant Examiner—Eric Watterson

(74) *Attorney, Agent, or Firm*—Thomas, Kayden,
Horstemeyer & Risley

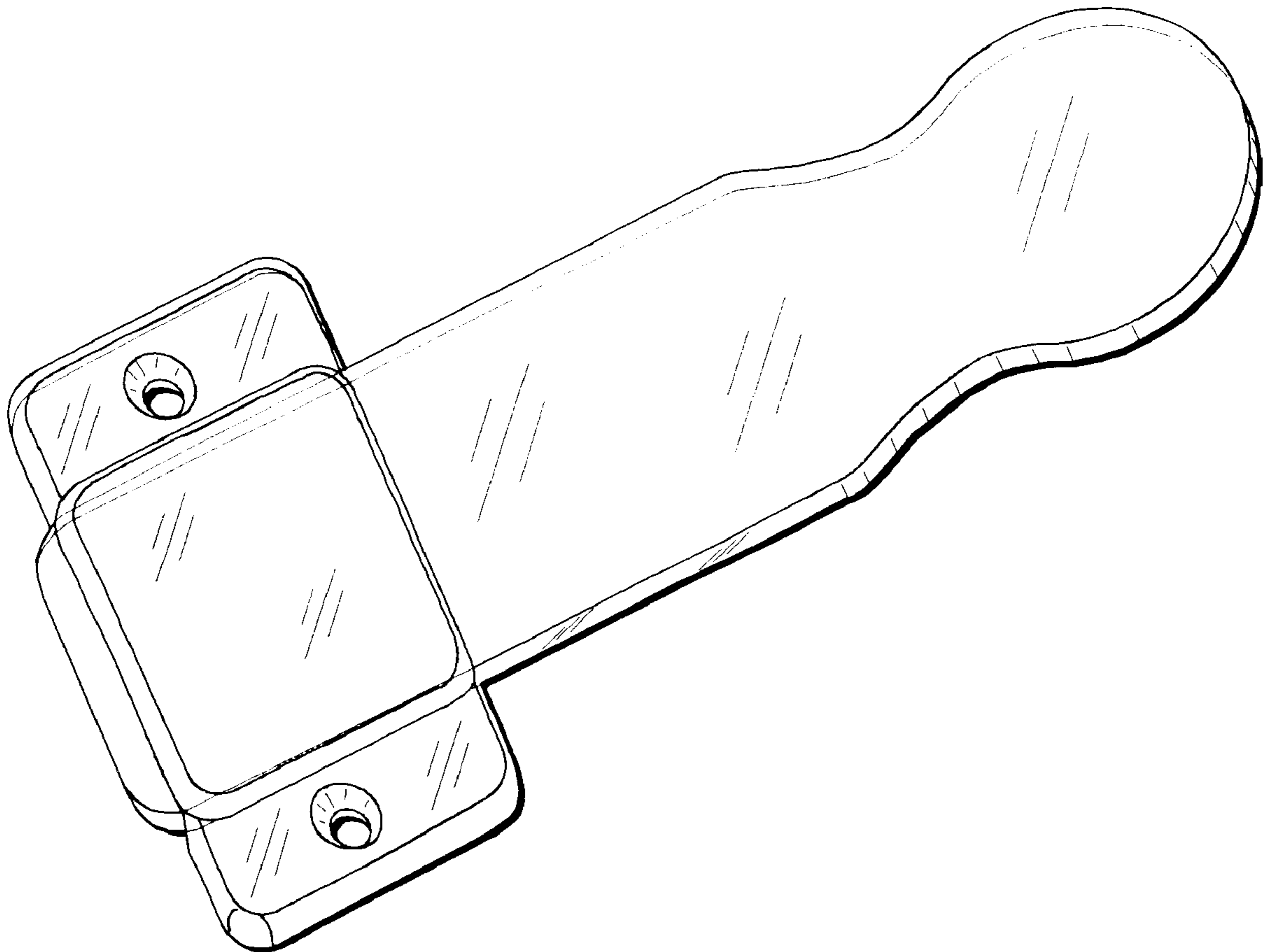
(57) **CLAIM**

Adjustable toilet seat lifter, as shown and described.

DESCRIPTION

FIG. 1 is a top perspective view of an adjustable toilet seat lifter, showing my new design;
FIG. 2 is a bottom view thereof;
FIG. 3 is a left side view thereof;
FIG. 4 is a right side view thereof;
FIG. 5 is a top view thereof;
FIG. 6 is a front view thereof; and,
FIG. 7 is a rear view thereof.

1 Claim, 2 Drawing Sheets



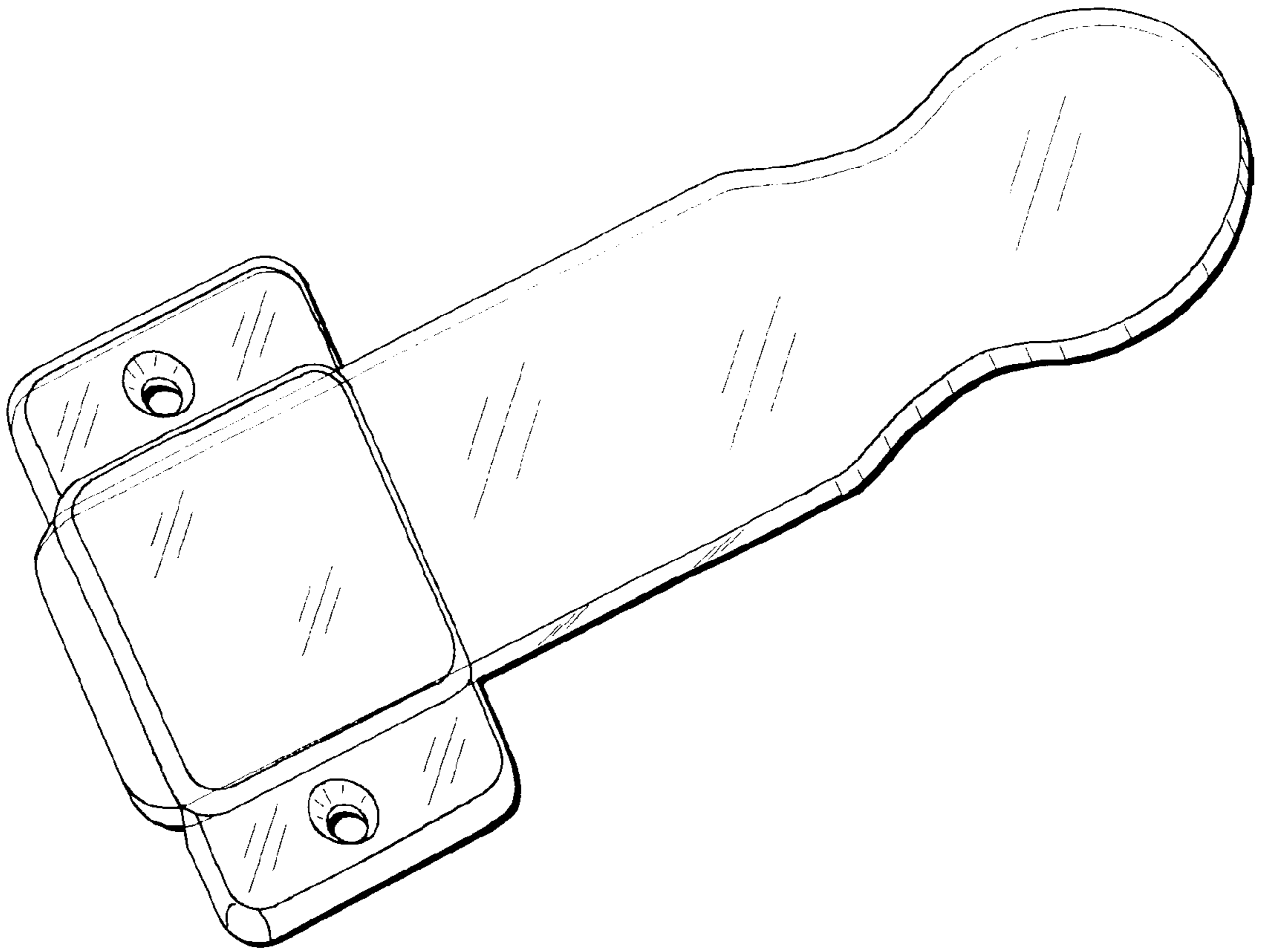


FIG. 1

FIG. 2

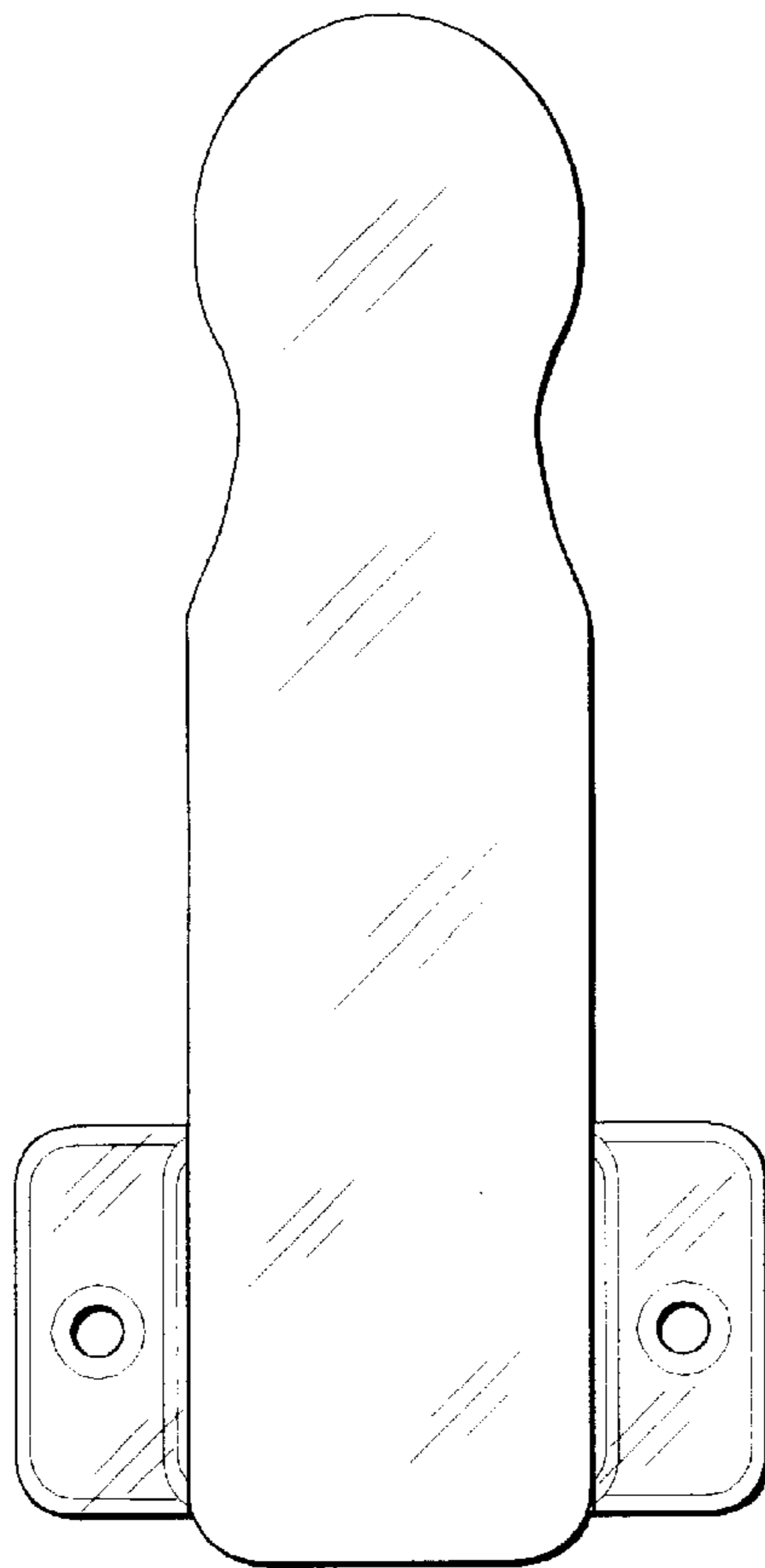


FIG. 3



FIG. 4



FIG. 5

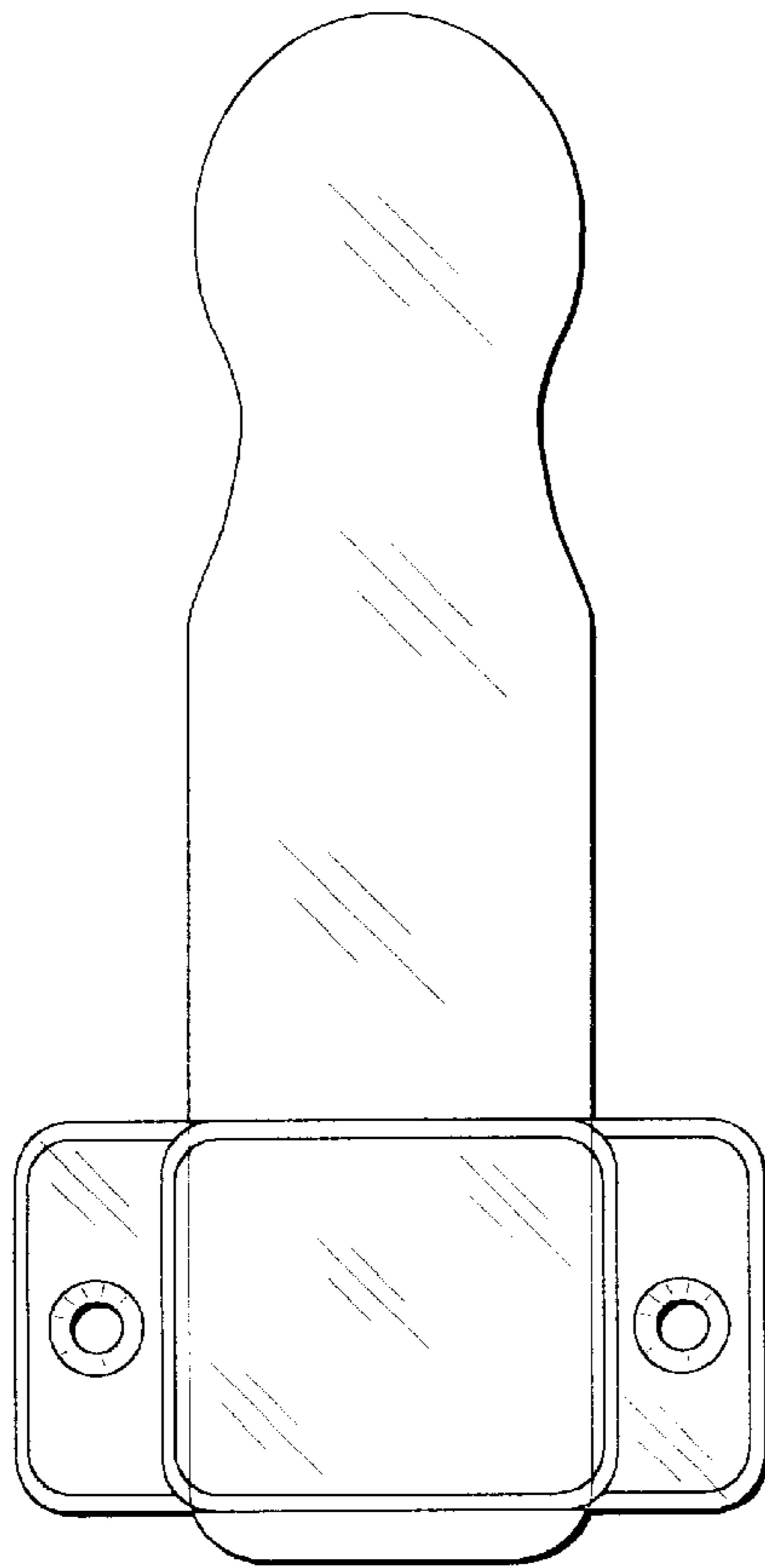


FIG. 6

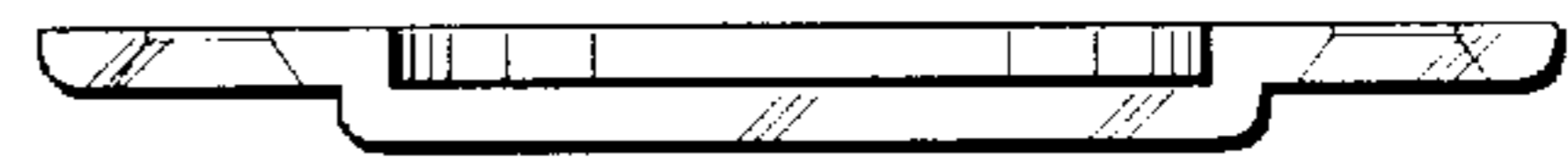


FIG. 7

