



US00D440635S

(12) **United States Design Patent**
Fleischmann

(10) **Patent No.:** **US D440,635 S**

(45) **Date of Patent:** **** Apr. 17, 2001**

(54) **SANITARY FAUCET**

(75) **Inventor:** **Klaus Fleischmann, Krefeld (DE)**

(73) **Assignee:** **Hansa Metallwerke AG (DE)**

(**) **Term:** **14 Years**

(21) **Appl. No.:** **29/128,694**

(22) **Filed:** **Aug. 29, 2000**

(30) **Foreign Application Priority Data**

Feb. 2, 2000 (DE) 400 02 468

(51) **LOC (7) Cl.** **23-01**

(52) **U.S. Cl.** **D23/242; D23/241; D23/238**

(58) **Field of Search** **D23/238-243,**
D23/250-257; 4/675-679; 137/1

(56) **References Cited**

U.S. PATENT DOCUMENTS

- D. 267,110 * 11/1982 Arnolds D23/242
- D. 281,095 * 10/1985 Arnold et al. D23/238
- D. 311,438 * 10/1990 Strignano D23/242
- D. 314,040 * 1/1991 Heieck D23/238

- D. 314,813 * 2/1991 Jans D23/257
- D. 323,700 * 2/1992 Wilde D23/241
- D. 331,275 * 11/1992 Knapp D23/238
- D. 351,218 * 10/1994 Sieger D23/241
- D. 379,213 * 5/1997 Gottwald D23/238
- D. 426,873 * 6/2000 Milrud et al. D23/255
- D. 428,965 * 8/2000 Slothower D23/238
- D. 430,650 * 9/2000 Graves D23/242

* cited by examiner

Primary Examiner—Louis S. Zarfaz

Assistant Examiner—Gregory Andoll

(74) *Attorney, Agent, or Firm*—Factor & Partners, LLC

(57) **CLAIM**

The ornamental design for a sanitary faucet, as shown.

DESCRIPTION

FIG. 1 is a perspective view of the sanitary faucet, showing a new ornamental design thereof;
 FIG. 2 is a front elevational view thereof;
 FIG. 3 is a back elevational view thereof;
 FIG. 4 is a top plan view thereof; and,
 FIG. 5 is a bottom plan view thereof.


1 Claim, 5 Drawing Sheets






FIG. 1

FIG. 2








FIG. 4

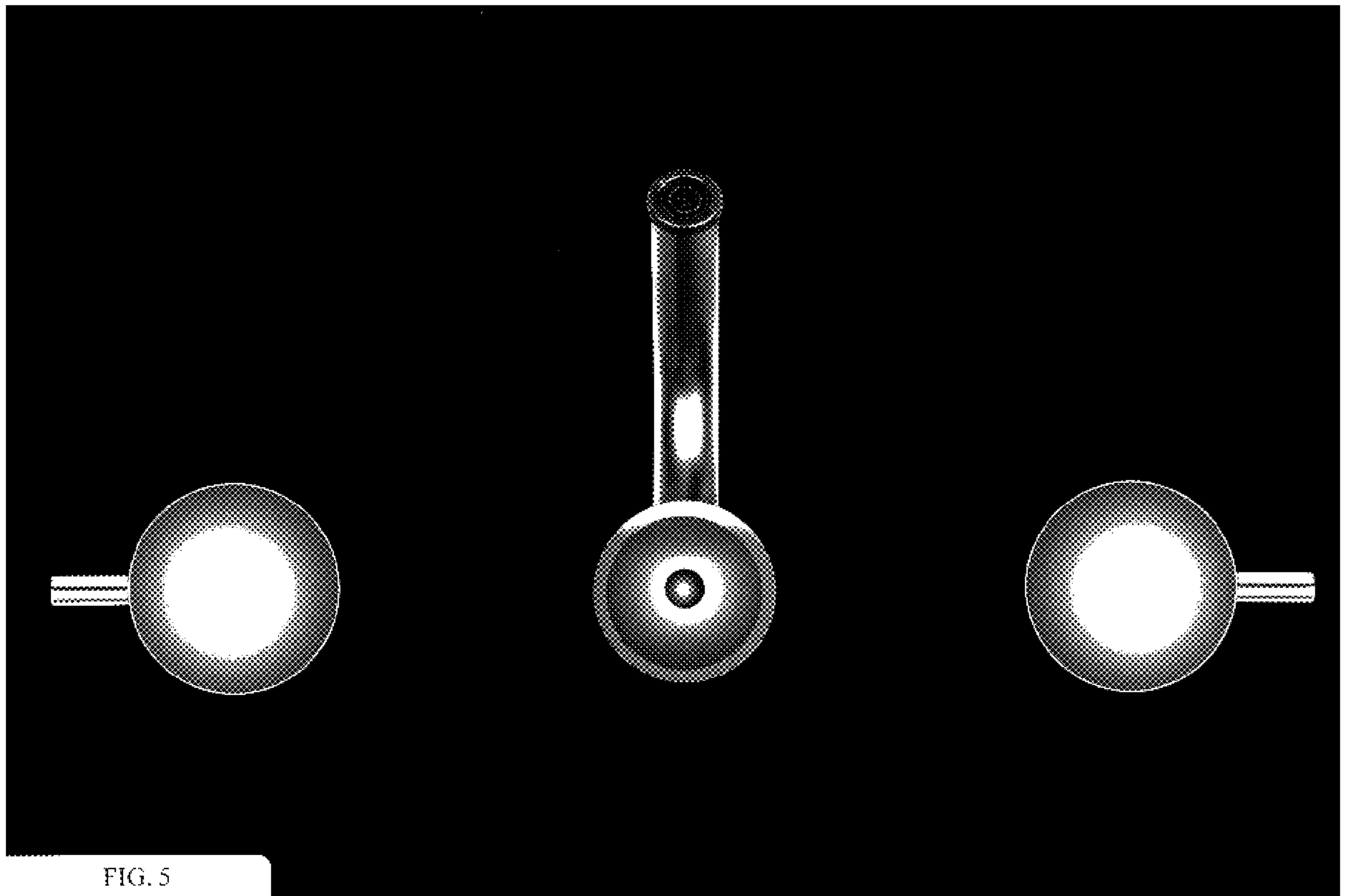


FIG. 5